

SRO
MOTORSPORTS GROUP



Blancpain GT World Challenge Asia

Rounds 7 & 8

Fuji Speedway

5th – 7th July 2019



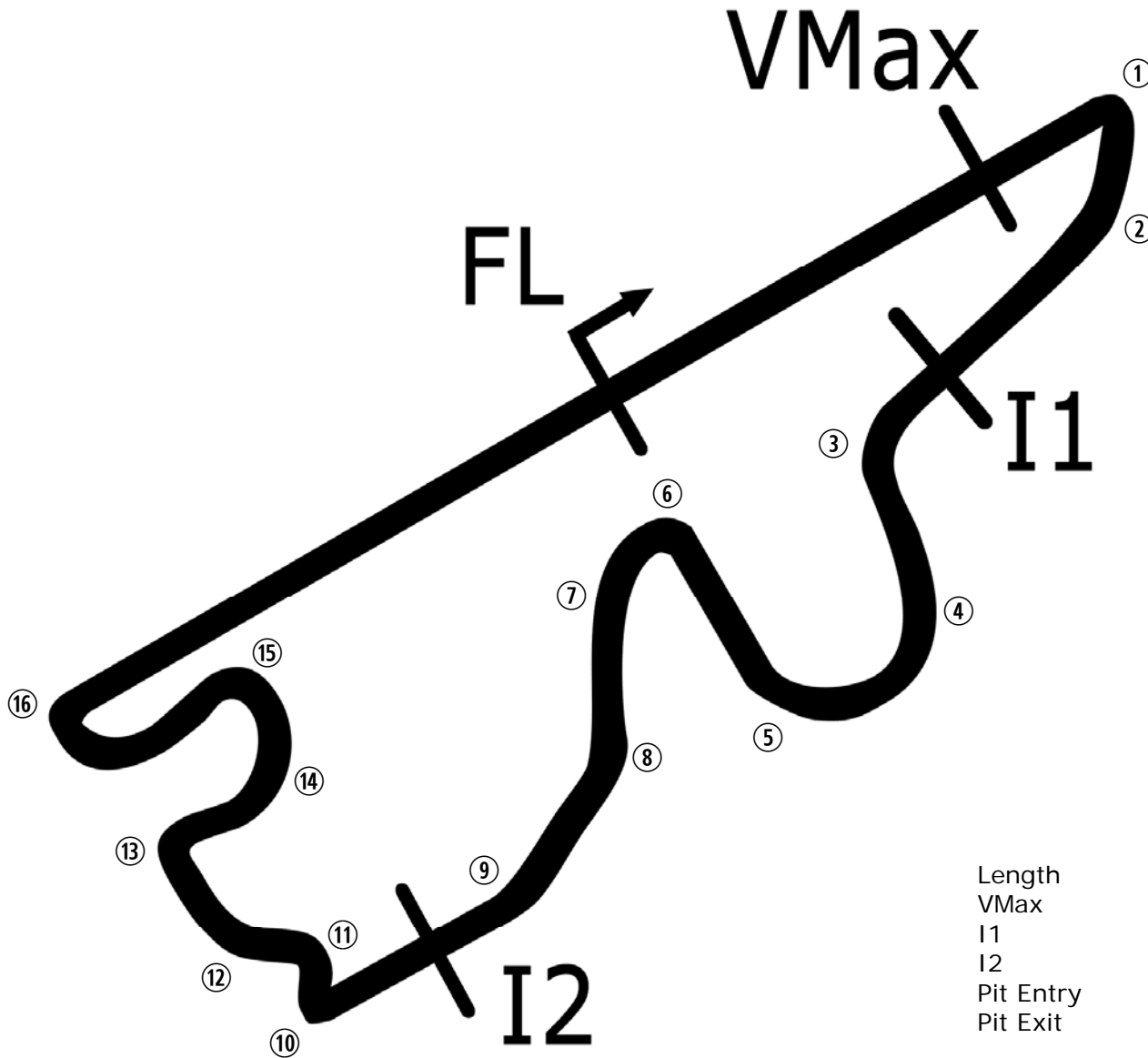
Results Provided by Timing Solutions Ltd

www.tsl-timing.com

JB
BLANCPAIN
MANUFACTURE DE HAUTES HORLOGERIES



Fuji International Speedway



Length	2.835 miles	4563.0 m
VMax	571m	
I1	1305m	
I2	2828m	
Pit Entry	36m before FL	
Pit Exit	451.2m after FL	
Pit Entry–Pit Exit 487.2m, 29.2s @60kph		

Blancpain GT World Challenge Asia

RACE 2 - GRID (60 minutes) - FINAL

ROW 16	31	82	Masahiko IDA 1:53.260 BMW Team Studie		
ROW 15	29	19	Daisuke YAMAWAKI 1:52.329 Birth Racing Project	30	11 Tony FONG 1:53.218 GTO Racing with TTR
ROW 14	27	199	Joe CHI 1:51.473 Team iRace.Win	28	111 Setiawan SANTOSO 1:51.515 Team iRace.Win
ROW 13	25	81	Sunako JUKUCHOU 1:50.655 BMW Team Studie	26	77 David PUN 1:51.378 Craft-Bamboo Racing
ROW 12	23	60	Shigekazu WAKISAKA 1:43.715 LM corsa	24	390 Motoharu SATO 1:44.509 Kizashi Koshido Success Racing
ROW 11	21	51	William Ben PORTER 1:42.521 AMAC Motorsport	22	128 Akihiro ASAI 1:42.920 Vattana Motorsport
ROW 10	19	61	Keita SAWA 1:41.931 ABSSA Motorsport	20	777 Takeshi KIMURA 1:42.326 CarGuy Racing
ROW 9	17	999	Rahel FREY 1:41.697 Audi Sport Asia Team TSRT	18	83 Shaun THONG 1:41.706 X Works
ROW 8	15	910	Chris VAN DER DRIFT 1:41.658 JRM	16	75 Rio HARYANTO 1:41.680 T2 Motorsports
ROW 7	13	666	Frederik SCHANDORFF 1:41.172 Vincenzo Sospiri Racing	14	99 Darryl O'YOUNG 1:41.534 Craft-Bamboo Racing
ROW 6	11	912	Leo Ye HONGLI 1:41.156 Absolute Racing	12	27 Yuya SAKAMOTO 1:41.169 HubAuto Corsa
ROW 5	9	918	Alexandre IMPERATORI 1:41.090 Panther/AAS Motorsport	10	13 Congfu CHENG 1:41.155 Audi Sport Asia Team Absolute Racing
ROW 4	7	97	Manuel METZGER 1:41.017 Solite Indigo Racing	8	911 Philip HAMPRECHT 1:41.037 Absolute Racing
ROW 3	5	12	Martin RUMP 1:40.864 Audi Sport Asia Team Absolute Racing	6	8 Yuta KAMIMURA 1:40.912 ARN Racing
ROW 2	3	17	Naoki YOKOMIZO 1:40.771 Anstone Racing	4	55 Melvin MOH 1:40.860 Craft-Bamboo Racing
ROW 1	1	88	Alessio PICARIELLO 1:40.510 Craft-Bamboo Racing	2	888 Jazeman JAAFAR 1:40.732 Triple Eight Race Engineering Australia
Pole					

Fuji Speedway
 Circuit Length = 4.563 km

Championship points attributed to teams as per entrant licenses.

Race Director : Ravin	Clerk of Course :	Stewards :	Timekeeper :
-----------------------	-------------------	------------	--------------

Results can be found at www.tsl-timing.com

Printed - 17:15 Saturday, 06 July 2019

Blancpain GT World Challenge Asia

RACE 2 - CLASSIFICATION - FINAL

POS	NO	CL	PIC	TEAM / DRIVERS	CAR	LAPS	TIME	GAP	DIFF	KPH	BEST	ON
1	12	GT3S	1	Audi Sport Asia Team Absolute Racing (CHN) Weiron TAN (MYS) / Martin RUMP (EST)	Audi R8 LMS GT3 2019	33	1:00:51.880			148.43	1:42.435	3
2	918	GT3PA	1	Panther/AAS Motorsport (CHN) Vutthikorn INTHRAPHUVASAK (THA) / Alexandre IMPERATORI (CHE)	Porsche 911 GT3 R	33	1:00:52.622	0.742	0.742	148.40	1:42.632	9
3	99	GT3S	2	Craft-Bamboo Racing (HKG) Christina NIELSEN (DNK) / Darryl O'YOUNG (HKG)	Mercedes-AMG GT3	33	1:00:57.941	6.061	5.319	148.19	1:43.002	7
4	999	GT3S	3	Audi Sport Asia Team TSRT (CHN) Weian CHEN (CHN) / Rahel FREY (CHE)	Audi R8 LMS GT3 2019	33	1:01:00.270	8.390	2.329	148.09	1:42.459	23
5	888	GT3PA	2	Triple Eight Race Engineering Australia (AUS) HH Prince Abdul Rahman IBRAHIM (MYS) / Jazeman JAAFAR (MYS)	Mercedes-AMG GT3	33	1:01:04.023	12.143	3.753	147.94	1:41.698	2
6	666	GT3PA	3	Vincenzo Sospiri Racing (ITA) Alex AU (HKG) / Frederik SCHANDORFF (DNK)	Lamborghini Huracán GT3 EVO	33	1:01:08.180	16.300	4.157	147.78	1:42.923	7
7	911	GT3S	4	Absolute Racing (CHN) Tanart SATHIENTHIRAKUL (THA) / Philip HAMPRECHT (DEU)	Porsche 911 GT3 R	33	1:01:08.444	16.564	0.264	147.76	1:43.057	8
8	97	GT3S	5	Solite Indigo Racing (KOR) Roelof BRUINS (KOR) / Manuel METZGER (DEU)	Mercedes-AMG GT3	33	1:01:08.688	16.808	0.244	147.75	1:42.800	11
9	8	GT3PA	4	ARN Racing (JPN) Hiroaki NAGAI (JPN) / Yuta KAMIMURA (JPN)	Porsche 911 GT3 R	33	1:01:08.906	17.026	0.218	147.75	1:42.660	9
10	61	GT3PA	5	ABSSA Motorsport (JPN) Piti BHIROMBHAKDI (THA) / Keita SAWA (JPN)	McLaren 720S GT3	33	1:01:18.082	26.202	9.176	147.38	1:43.497	8
11	128	GT3AM	1	Vatana Motorsport (THA) Chonsawat ASAVAHAHAME (THA) / Akihiro ASAI (JPN)	Lamborghini Huracan GT3 EVO	33	1:01:27.368	35.488	9.286	147.01	1:43.592	10
12	60	GT3AM	2	LM corsa (JPN) Kei NAKANISHI (JPN) / Shigekazu WAKISAKA (JPN)	Porsche 911 GT3 R	33	1:01:30.025	38.145	2.657	146.90	1:43.623	7
13	912	GT3S	6	Absolute Racing (CHN) Yuan BO (CHN) / Leo Ye HONGLI (CHN)	Porsche 911 GT3 R	33	1:01:32.378	40.498	2.353	146.81	1:42.866	8
14	83	GT3PA	6	X Works (CHN) Philip TANG (HKG) / Shaun THONG (HKG)	Audi R8 LMS GT3	33	1:01:36.153	44.273	3.775	146.66	1:43.089	17
15	51	GT3AM	3	AMAC Motorsport (AUS) Andrew MACPHERSON (AUS) / William Ben PORTER (AUS)	Lamborghini Huracan GT3 EVO	33	1:01:37.443	45.563	1.290	146.61	1:43.573	5
16	88	GT3PA	7	Craft-Bamboo Racing (HKG) Jeffrey LEE (TPE) / Alessio PICARIELLO (BEL)	Mercedes-AMG GT3	33	1:01:42.197	50.317	4.754	146.42	1:41.543	2
17	777	GT3AM	4	CarGuy Racing (JPN) Yusuke YAMASAKI (JPN) / Takeshi KIMURA (JPN)	Ferrari 488 GT3	33	1:01:57.977	1:06.097	15.780	145.80	1:43.452	8
18	13 *	GT3PA	8	Audi Sport Asia Team Absolute Racing (CHN) Jingzu SUN (CHN) / Congfu CHENG (CHN)	Audi R8 LMS GT3 2019	33	1:02:02.666	1:10.786	4.689	145.61	1:42.738	3
19	390	GT3AM	5	Kizashi Koshido Saccuss Racing (JPN) Tamotsu KONDO (JPN) / Motoharu SATO (JPN)	Lamborghini Huracan GT3	32	1:01:35.715	1 Lap	1 Lap	142.23	1:45.858	5
20	17 *	GT3PA	9	Anstone Racing (CHN) Xu WEI (CHN) / Naoki YOKOMIZO (JPN)	Mercedes-AMG GT3	32	1:02:17.562	1 Lap	41.847	140.64	1:41.835	2
21	81	GT4AM	1	BMW Team Studie (JPN) Takayuki KINOSHITA (JPN) / Sunako JUKUCHOU (JPN)	BMW M4 GT4	31	1:01:54.997	2 Laps	1 Lap	137.07	1:51.430	3
22	199	GT4AM	2	Team iRace.Win (TPE) Keo CHANG (TPE) / Joe CHI (TPE)	Mercedes-AMG GT4	31	1:01:57.591	2 Laps	2.594	136.97	1:52.319	6
23	111	GT4AM	3	Team iRace.Win (TPE) Ringo CHONG (SGP) / Setiawan SANTOSO (IDN)	Mercedes-AMG GT4	31	1:02:00.758	2 Laps	3.167	136.86	1:52.107	4
24	11	GT4AM	4	GTO Racing with TTR (JPN) Brian LEE (TPE) / Tony FONG (HKG)	Mercedes-AMG GT4	31	1:02:01.166	2 Laps	0.408	136.84	1:52.009	30
25	77	GT4AM	5	Craft-Bamboo Racing (HKG) Jean-Marc MERLIN (FRA) / David PUN (HKG)	Mercedes-AMG GT4	30	1:02:30.457	3 Laps	1 Lap	131.39	1:51.380	3
26	27	GT3S	7	HubAuto Corsa (TPE) Marco SEEFRIED (DEU) / Yuya SAKAMOTO (JPN)	Ferrari 488 GT3	29	54:00.983	4 Laps	1 Lap	146.98	1:42.259	21

NOT CLASSIFIED

NC	55 *	GT3PA		Craft-Bamboo Racing (HKG) Daniel AU (SGP) / Melvin MOH (MYS)	Mercedes-AMG GT3	22	40:01.630	11 Laps	7 Laps	150.47	1:42.077	3
NC	75	GT3PA		T2 Motorsports (SGP) David TJIPTOBIANTORO (IDN) / Rio HARYANTO (IDN)	Ferrari 488 GT3	22	40:02.611	11 Laps	0.981	150.41	1:43.351	17
NC	82	GT4AM		BMW Team Studie (JPN) Shinsuke UMEDA (JPN) / Masahiko IDA (JPN)	BMW M4 GT4	21	43:08.897	12 Laps	1 Lap	133.24	1:53.454	7
NC	19	GT4AM		Birth Racing Project (JPN) Kouichi OKUMURA (JPN) / Daisuke YAMAWAKI (JPN)	Mercedes-AMG GT4	17	35:33.982	16 Laps	4 Laps	130.86	1:53.428	13
NC	910	GT3PA		JRM (CHN) Chao LI (CHN) / Chris VAN DER DRIFT (NZL)	Porsche 911 GT3 R	13	22:55.354	20 Laps	4 Laps	155.26	1:42.547	3

FASTEST LAP

88	GT3PA	Craft-Bamboo Racing (HKG) Jeffrey LEE (TPE) / Alessio PICARIELLO (BEL)	Mercedes-AMG GT3	2	1:41.543	100.52 mph	161.77 kph
27	GT3S	HubAuto Corsa (TPE) Marco SEEFRIED (DEU) / Yuya SAKAMOTO (JPN)	Ferrari 488 GT3	21	1:42.259	99.81 mph	160.63 kph
777	GT3AM	CarGuy Racing (JPN) Yusuke YAMASAKI (JPN) / Takeshi KIMURA (JPN)	Ferrari 488 GT3	8	1:43.452	98.66 mph	158.78 kph
77	GT4AM	Craft-Bamboo Racing (HKG) Jean-Marc MERLIN (FRA) / David PUN (HKG)	Mercedes-AMG GT4	3	1:51.380	91.64 mph	147.48 kph

Stewards decision 19 - Car 13, 30 seconds added to race time in lieu of drive through, overtaking during the safety car period

Stewards decision 20 - Car 55, drop of 5 grid places at the next race for avoidable contact

Stewards decision 21 - Car 17, 30 seconds added to race time in lieu of drive through, speeding in the pit lane

Weather / Track : Cloudy / Dry

Fuji Speedway

Circuit Length = 4.563 km

Start: 13:07 Flag 14:08 End: 14:13

Championship points attributed to teams as per entrant licenses.

Race Director : Ravin	Clerk of Course :	Stewards :	Timekeeper :
-----------------------	-------------------	------------	--------------

Results can be found at www.tsl-timing.com

Printed - 15:35 Sunday, 07 July 2019

Blancpain GT World Challenge Asia

RACE 2 - CLASSIFICATION BY CATEGORY - FINAL

CATEGORY : GT3

POS	NO	CL	TEAM / DRIVERS	CAR	LAPS	TIME	GAP	DIFF	KPH	BEST	ON
1	12	GT3S	Audi Sport Asia Team Absolute Racing Weiron TAN (MYS) / Martin RUMP (EST)	Audi R8 LMS GT3 2019	33	1:00:51.880			148.43	1:42.435	3
2	918	GT3PA	Panther/AAS Motorsport Vuthikorn INTRAPHUVASAK (THA) / Alexandre IMPERATORI (CHE)	Porsche 911 GT3 R	33	1:00:52.622	0.742	0.742	148.40	1:42.632	9
3	99	GT3S	Craft-Bamboo Racing Christina NIELSEN (DNK) / Darryl O'YOUNG (HKG)	Mercedes-AMG GT3	33	1:00:57.941	6.061	5.319	148.19	1:43.002	7
4	999	GT3S	Audi Sport Asia Team TSRT Weilan CHEN (CHN) / Rahel FREY (CHE)	Audi R8 LMS GT3 2019	33	1:01:00.270	8.390	2.329	148.09	1:42.459	23
5	888	GT3PA	Triple Eight Race Engineering Australia HH Prince Abdul Rahman IBRAHIM (MYS) / Jazeman JAAFAR (MYS)	Mercedes-AMG GT3	33	1:01:04.023	12.143	3.753	147.94	1:41.698	2
6	666	GT3PA	Vincenzo Sospiri Racing Alex AU (HKG) / Frederik SCHANDORFF (DNK)	Lamborghini Huracán GT3 EVO	33	1:01:08.180	16.300	4.157	147.78	1:42.923	7
7	911	GT3S	Absolute Racing Tanart SATHIENTHIRAKUL (THA) / Phillip HAMPRECHT (DEU)	Porsche 911 GT3 R	33	1:01:08.444	16.564	0.264	147.76	1:43.057	8
8	97	GT3S	Solite Indigo Racing Roelof BRUINS (KOR) / Manuel METZGER (DEU)	Mercedes-AMG GT3	33	1:01:08.688	16.808	0.244	147.75	1:42.800	11
9	8	GT3PA	ARN Racing Hiroaki NAGAI (JPN) / Yuta KAMMURA (JPN)	Porsche 911 GT3 R	33	1:01:08.906	17.026	0.218	147.75	1:42.660	9
10	61	GT3PA	ABSSA Motorsport Pii BHIROMBHAKDI (THA) / Keita SAWA (JPN)	McLaren 720S GT3	33	1:01:18.082	26.202	9.176	147.38	1:43.497	8
11	128	GT3AM	Vattana Motorsport Chonsawat ASAVAHAME (THA) / Akihiro ASAI (JPN)	Lamborghini Huracan GT3 EVO	33	1:01:27.368	35.488	9.286	147.01	1:43.592	10
12	60	GT3AM	LM corsa Kei NAKANISHI (JPN) / Shigekazu WAKISAKA (JPN)	Porsche 911 GT3 R	33	1:01:30.025	38.145	2.657	146.90	1:43.623	7
13	912	GT3S	Absolute Racing Yuan BO (CHN) / Leo Ye HONGLI (CHN)	Porsche 911 GT3 R	33	1:01:32.378	40.498	2.353	146.81	1:42.866	8
14	83	GT3PA	X Works Philip TANG (HKG) / Shaun THONG (HKG)	Audi R8 LMS GT3	33	1:01:36.153	44.273	3.775	146.66	1:43.089	17
15	51	GT3AM	AMAC Motorsport Andrew MACPHERSON (AUS) / William Ben PORTER (AUS)	Lamborghini Huracan GT3 EVO	33	1:01:37.443	45.563	1.290	146.61	1:43.573	5
16	88	GT3PA	Craft-Bamboo Racing Jeffrey LEE (TPE) / Alessio PICARIELLO (BEL)	Mercedes-AMG GT3	33	1:01:42.197	50.317	4.754	146.42	1:41.543	2
17	777	GT3AM	CarGuy Racing Yusuke YAMASAKI (JPN) / Takeshi KIMURA (JPN)	Ferrari 488 GT3	33	1:01:57.977	1:06.097	15.780	145.80	1:43.452	8
18	13*	GT3PA	Audi Sport Asia Team Absolute Racing Jingzu SUN (CHN) / Congtu CHENG (CHN)	Audi R8 LMS GT3 2019	33	1:02:02.666	1:10.786	4.689	145.61	1:42.738	3
19	390	GT3AM	Kizashi Koshido Saccuss Racing Tamotsu KONDO (JPN) / Motoharu SATO (JPN)	Lamborghini Huracan GT3	32	1:01:35.715	1 Lap	1 Lap	142.23	1:45.858	5
20	17*	GT3PA	Anstone Racing Xu WEI (CHN) / Naoki YOKOMIZO (JPN)	Mercedes-AMG GT3	32	1:02:17.562	1 Lap	41.847	140.64	1:41.835	2
21	27	GT3S	HubAuto Corsa Marco SEEFRIED (DEU) / Yuya SAKAMOTO (JPN)	Ferrari 488 GT3	29	54:00.983	4 Laps	3 Laps	146.98	1:42.259	21
NC	55*	GT3PA	Craft-Bamboo Racing Daniel AU (SGP) / Melvin MOH (MYS)	Mercedes-AMG GT3	22	40:01.630	11 Laps	7 Laps	150.47	1:42.077	3
NC	75	GT3PA	T2 Motorsports David TJIPTOBIANTORO (IDN) / Rio HARYANTO (IDN)	Ferrari 488 GT3	22	40:02.611	11 Laps	0.981	150.41	1:43.351	17
NC	910	GT3PA	JRM Chao LI (CHN) / Chris VAN DER DRIFT (NZL)	Porsche 911 GT3 R	13	22:55.354	20 Laps	9 Laps	155.26	1:42.547	3

Weather / Track : Cloudy / Dry

Fuji Speedway
Circuit Length = 4.563 km
Start: 13:07 Flag 14:08 End: 14:13

Championship points attributed to teams as per entrant licenses.

Race Director : Ravin	Clerk of Course :	Stewards :	Timekeeper :
-----------------------	-------------------	------------	--------------

Blancpain GT World Challenge Asia

RACE 2 - CLASSIFICATION BY CATEGORY - FINAL

CATEGORY : GT4

POS	NO	CL	TEAM / DRIVERS	CAR	LAPS	TIME	GAP	DIFF	KPH	BEST	ON
1	81	GT4AM	BMW Team Studie Takayuki KINOSHITA (JPN) / Sunako JUKUCHOU (JPN)	BMW M4 GT4	31	1:01:54.997			137.07	1:51.430	3
2	199	GT4AM	Team iRace.Win Keo CHANG (TPE) / Joe CHI (TPE)	Mercedes-AMG GT4	31	1:01:57.591	2.594	2.594	136.97	1:52.319	6
3	111	GT4AM	Team iRace.Win Ringo CHONG (SGP) / Setiawan SANTOSO (IDN)	Mercedes-AMG GT4	31	1:02:00.758	5.761	3.167	136.86	1:52.107	4
4	11	GT4AM	GTO Racing with TTR Brian LEE (TPE) / Tony FONG (HKG)	Mercedes-AMG GT4	31	1:02:01.166	6.169	0.408	136.84	1:52.009	30
5	77	GT4AM	Craft-Bamboo Racing Jean-Marc MERLIN (FRA) / David PUN (HKG)	Mercedes-AMG GT4	30	1:02:30.457	1 Lap	1 Lap	131.39	1:51.380	3
NC	82	GT4AM	BMW Team Studie Shinsuke UMEDA (JPN) / Masahiko IDA (JPN)	BMW M4 GT4	21	43:08.897	10 Laps	9 Laps	133.24	1:53.454	7
NC	19	GT4AM	Birth Racing Project Kouichi OKUMURA (JPN) / Daisuke YAMAWAKI (JPN)	Mercedes-AMG GT4	17	35:33.982	14 Laps	4 Laps	130.86	1:53.428	13

FASTEST LAP

88	GT3PA	Craft-Bamboo Racing	HKG	Mercedes-AMG GT3 -	2	1:41.543		100.52 mph	161.77 kph
27	GT3S	HubAuto Corsa	TPE	Ferrari 488 GT3 -	21	1:42.259		99.81 mph	160.63 kph
777	GT3AM	CarGuy Racing	JPN	Ferrari 488 GT3 -	8	1:43.452		98.66 mph	158.78 kph
77	GT4AM	Craft-Bamboo Racing	HKG	Mercedes-AMG GT4 -	3	1:51.380		91.64 mph	147.48 kph

Stewards decision 19 - Car 13, 30 seconds added to race time in lieu of drive through penalty for overtaking during the safety car period

Stewards decision 20 - Car 55, drop of 5 grid places at the next race for avoidable contact

Stewards decision 21 - Car 17, 30 seconds added to race time in lieu of drive through penalty for speeding in the pit lane

Weather / Track : Cloudy / Dry

Fuji Speedway

Circuit Length = 4.563 km

Start: 13:07 Flag 14:08 End: 14:13

Championship points attributed to teams as per entrant licenses.

Race Director : Ravin	Clerk of Course :	Stewards :	Timekeeper :
-----------------------	-------------------	------------	--------------

Results can be found at www.tsl-timing.com

Page 2 of 2

Printed - 15:42 Sunday, 07 July 2019

Blancpain GT World Challenge Asia

RACE 2 - CLASSIFICATION BY CLASS - FINAL

CLASS : GT3 - GT3S

POS	NO	TEAM / DRIVERS	CAR	LAPS	TIME	GAP	DIFF	KPH	BEST	ON
1	12	Audi Sport Asia Team Absolute Racing Weirong TAN (MYS) / Martin RUMP (EST)	Audi R8 LMS GT3 2019	33	1:00:51.880			148.43	1:42.435	3
2	99	Craft-Bamboo Racing Christina NIELSEN (DNK) / Darryl O'YOUNG (HKG)	Mercedes-AMG GT3	33	1:00:57.941	6.061	6.061	148.19	1:43.002	7
3	999	Audi Sport Asia Team TSRT Weiran CHEN (CHN) / Rahel FREY (CHE)	Audi R8 LMS GT3 2019	33	1:01:00.270	8.390	2.329	148.09	1:42.459	23
4	911	Absolute Racing Tanart SATHIENTHIRAKUL (THA) / Philip HAMPRECHT (DEU)	Porsche 911 GT3 R	33	1:01:08.444	16.564	8.174	147.76	1:43.057	8
5	97	Solite Indigo Racing Roelof BRUINS (KOR) / Manuel METZGER (DEU)	Mercedes-AMG GT3	33	1:01:08.688	16.808	0.244	147.75	1:42.800	11
6	912	Absolute Racing Yuan BO (CHN) / Leo Ye HONGLI (CHN)	Porsche 911 GT3 R	33	1:01:32.378	40.498	23.690	146.81	1:42.866	8
7	27	HubAuto Corsa Marco SEEFRIED (DEU) / Yuya SAKAMOTO (JPN)	Ferrari 488 GT3	29	54:00.983	4 Laps	4 Laps	146.98	1:42.259	21

CLASS : GT3 - GT3PA

POS	NO	TEAM / DRIVERS	CAR	LAPS	TIME	GAP	DIFF	KPH	BEST	ON
1	918	Panther/AAS Motorsport Vutthikorn INTHRAPHUVASAK (THA) / Alexandre IMPERATORI (CHE)	Porsche 911 GT3 R	33	1:00:52.622			148.40	1:42.632	9
2	888	Triple Eight Race Engineering Australia HH Prince Abdul Rahman IBRAHIM (MYS) / Jazeman JAAFAR (MYS)	Mercedes-AMG GT3	33	1:01:04.023	11.401	11.401	147.94	1:41.698	2
3	666	Vincenzo Sospiri Racing Alex AU (HKG) / Frederik SCHANDORFF (DNK)	Lamborghini Huracán GT3 EVO	33	1:01:08.180	15.558	4.157	147.78	1:42.923	7
4	8	ARN Racing Hiroaki NAGAI (JPN) / Yuta KAMIMURA (JPN)	Porsche 911 GT3 R	33	1:01:08.906	16.284	0.726	147.75	1:42.660	9
5	61	ABSSA Motorsport Piti BHIROMBHAKDI (THA) / Keita SAWA (JPN)	McLaren 720S GT3	33	1:01:18.082	25.460	9.176	147.38	1:43.497	8
6	83	X Works Philip TANG (HKG) / Shaun THONG (HKG)	Audi R8 LMS GT3	33	1:01:36.153	43.531	18.071	146.66	1:43.089	17
7	88	Craft-Bamboo Racing Jeffrey LEE (TPE) / Alessio PICARIELLO (BEL)	Mercedes-AMG GT3	33	1:01:42.197	49.575	6.044	146.42	1:41.543	2
8	13*	Audi Sport Asia Team Absolute Racing Jingzu SUN (CHN) / Congfu CHENG (CHN)	Audi R8 LMS GT3 2019	33	1:02:02.666	1:10.044	20.469	145.61	1:42.738	3
9	17*	Anstone Racing Xu WEI (CHN) / Naoki YOKOMIZO (JPN)	Mercedes-AMG GT3	32	1:02:17.562	1 Lap	1 Lap	140.64	1:41.835	2
NC	55*	Craft-Bamboo Racing Daniel AU (SGP) / Melvin MOH (MYS)	Mercedes-AMG GT3	22	40:01.630	11 Laps	10 Laps	150.47	1:42.077	3
NC	75	T2 Motorsports David TJIPTOBIANTORO (IDN) / Rio HARYANTO (IDN)	Ferrari 488 GT3	22	40:02.611	11 Laps	0.981	150.41	1:43.351	17
NC	910	JRM Chao LI (CHN) / Chris VAN DER DRIFT (NZL)	Porsche 911 GT3 R	13	22:55.354	20 Laps	9 Laps	155.26	1:42.547	3

CLASS : GT3 - GT3AM

POS	NO	TEAM / DRIVERS	CAR	LAPS	TIME	GAP	DIFF	KPH	BEST	ON
1	128	Vattana Motorsport Chonsawat ASAVAHAAME (THA) / Akihiro ASAI (JPN)	Lamborghini Huracan GT3 EVO	33	1:01:27.368			147.01	1:43.592	10
2	60	LM corsa Kei NAKANISHI (JPN) / Shigekazu WAKISAKA (JPN)	Porsche 911 GT3 R	33	1:01:30.025	2.657	2.657	146.90	1:43.623	7
3	51	AMAC Motorsport Andrew MACPHERSON (AUS) / William Ben PORTER (AUS)	Lamborghini Huracan GT3 EVO	33	1:01:37.443	10.075	7.418	146.61	1:43.573	5
4	777	CarGuy Racing Yusuke YAMASAKI (JPN) / Takeshi KIMURA (JPN)	Ferrari 488 GT3	33	1:01:57.977	30.609	20.534	145.80	1:43.452	8
5	390	Kizashi Koshido Success Racing Tamotsu KONDO (JPN) / Motoharu SATO (JPN)	Lamborghini Huracan GT3	32	1:01:35.715	1 Lap	1 Lap	142.23	1:45.858	5

Weather / Track : Cloudy / Dry

Fuji Speedway
Circuit Length = 4.563 km
Start: 13:07 Flag 14:08 End: 14:13

Championship points attributed to teams as per entrant licenses.

Race Director : Ravin	Clerk of Course :	Stewards :	Timekeeper :
-----------------------	-------------------	------------	--------------

Blancpain GT World Challenge Asia

RACE 2 - CLASSIFICATION BY CLASS - FINAL

CLASS : GT4 - GT4AM

POS	NO	TEAM / DRIVERS	CAR	LAPS	TIME	GAP	DIFF	KPH	BEST	ON
1	81	BMW Team Studie Takayuki KINOSHITA (JPN) / Sunako JUKUCHOU (JPN)	BMW M4 GT4	31	1:01:54.997			137.07	1:51.430	3
2	199	Team iRace.Win Keo CHANG (TPE) / Joe CHI (TPE)	Mercedes-AMG GT4	31	1:01:57.591	2.594	2.594	136.97	1:52.319	6
3	111	Team iRace.Win Ringo CHONG (SGP) / Setiawan SANTOSO (IDN)	Mercedes-AMG GT4	31	1:02:00.758	5.761	3.167	136.86	1:52.107	4
4	11	GTO Racing with TTR Brian LEE (TPE) / Tony FONG (HKG)	Mercedes-AMG GT4	31	1:02:01.166	6.169	0.408	136.84	1:52.009	30
5	77	Craft-Bamboo Racing Jean-Marc MERLIN (FRA) / David PUN (HKG)	Mercedes-AMG GT4	30	1:02:30.457	1 Lap	1 Lap	131.39	1:51.380	3
NC	82	BMW Team Studie Shinsuke UMEDA (JPN) / Masahiko IDA (JPN)	BMW M4 GT4	21	43:08.897	10 Laps	9 Laps	133.24	1:53.454	7
NC	19	Birth Racing Project Kouichi OKUMURA (JPN) / Daisuke YAMAWAKI (JPN)	Mercedes-AMG GT4	17	35:33.982	14 Laps	4 Laps	130.86	1:53.428	13

FASTEST LAP

88	GT3PA	Craft-Bamboo Racing	HKG	Mercedes-AMG GT3 -	2	1:41.543	100.52 mph	161.77 kph
27	GT3S	HubAuto Corsa	TPE	Ferrari 488 GT3 -	21	1:42.259	99.81 mph	160.63 kph
777	GT3AM	CarGuy Racing	JPN	Ferrari 488 GT3 -	8	1:43.452	98.66 mph	158.78 kph
77	GT4AM	Craft-Bamboo Racing	HKG	Mercedes-AMG GT4 -	3	1:51.380	91.64 mph	147.48 kph

Stewards decision 19 - Car 13, 30 seconds added to race time in lieu of drive through penalty for overtaking during the safety car period

Stewards decision 20 - Car 55, drop of 5 grid places at the next race for avoidable contact

Stewards decision 21 - Car 17, 30 seconds added to race time in lieu of drive through penalty for speeding in the pit lane

Weather / Track : Cloudy / Dry

Fuji Speedway

Circuit Length = 4.563 km

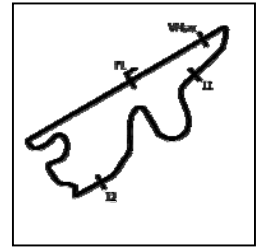
Start: 13:07 Flag 14:08 End: 14:13

Championship points attributed to teams as per entrant licenses.

Race Director : Ravin	Clerk of Course :	Stewards :	Timekeeper :
-----------------------	-------------------	------------	--------------

Blancpain GT World Challenge Asia

RACE 2 - SECTOR ANALYSIS



SECTOR 1 = FL to I1, SECTOR 2 = I1 to I2 SECTOR 3 = I2 to I3, SECTOR 4 = I3 to FL, DIFF = Difference To Personal Best Lap, P = Crossed Finish Line in Pit Lane, D = Time Disallowed

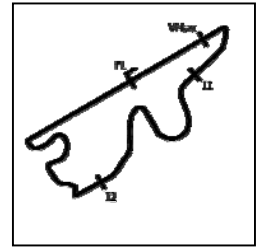
P1		12 GT3S		Audi Sport Asia Team Absolute Racing		Audi R8 LMS GT3 2019		
IDEAL LAP TIME : 1:41.997		BEST LAP TIME : 1:42.435		DIFFERENCE : 0.438				
D1: Weiron TAN		D2: Martin RUMP						
LAP	SECTOR 1	SECTOR 2	SECTOR 3	SPEED TRAP	LAP TIME	KPH	DIFF	TIME OF DAY
1 - D2		33.686	45.288		1:54.122	143.94	11.687	13:09:39.581
2 - D2	25.264	32.515	45.079	265.3	1:42.858	159.70	0.423	13:11:22.439
3 - D2	25.153	32.605	44.677	266.0	1:42.435 (1)	160.36		13:13:04.874
4 - D2	25.163	32.563	44.853	264.0	1:42.579 (2)	160.13	0.144	13:14:47.453
5 - D2	25.140	32.569	45.282	265.3	1:42.991	159.49	0.556	13:16:30.444
6 - D2	25.166	32.686	44.983	263.4	1:42.835	159.73	0.400	13:18:13.279
7 - D2	25.280	32.716	45.106	264.0	1:43.102	159.32	0.667	13:19:56.381
8 - D2	25.299	32.574	45.049	264.7	1:42.922	159.60	0.487	13:21:39.303
9 - D2	25.202	32.558	45.095	266.6	1:42.855	159.70	0.420	13:23:22.158
10 - D2	25.011	32.675	45.951	264.7	1:43.637	158.50	1.202	13:25:05.795
11 - D2	25.225	32.757	45.376	264.0	1:43.358	158.93	0.923	13:26:49.153
12 - D2	25.157	32.702	45.414	266.6	1:43.273	159.06	0.838	13:28:32.426
13 - D2	25.178	32.707	45.274	268.6	1:43.159	159.23	0.724	13:30:15.585
14 - D2	25.442	32.698	45.427	264.7	1:43.567	158.61	1.132	13:31:59.152
15 - D2	25.372	32.630	IN PIT	263.4	1:47.604 P	152.65	5.169	13:33:46.756
16 - D1	OUTLAP	33.465	45.466	134.8	3:22.833	80.98	1:40.398	13:37:09.589
17 - D1	25.552	32.701	45.104	261.5	1:43.357	158.93	0.922	13:38:52.946
18 - D1	25.283	34.642	45.341	263.4	1:45.266	156.05	2.831	13:40:38.212
19 - D1	25.161	32.739	44.945	264.0	1:42.845	159.72	0.410	13:42:21.057
20 - D1	25.179	32.374	45.668	264.0	1:43.221	159.14	0.786	13:44:04.278
21 - D1	25.395	33.272	45.162	267.3	1:43.829	158.21	1.394	13:45:48.107
22 - D1	25.245	32.795	44.658	269.3	1:42.698 (3)	159.95	0.263	13:47:30.805
23 - D1	25.127	32.328	45.268	264.7	1:42.723	159.91	0.288	13:49:13.528
24 - D1	25.026	33.315	45.379	267.9	1:43.720	158.37	1.285	13:50:57.248
25 - D1	25.769	34.491	46.728	265.3	1:46.988	153.53	4.553	13:52:44.236
26 - D1	28.941	58.824	1:13.937	216.0	2:41.702	101.58	59.267	13:55:25.938
27 - D1	52.947	1:03.710	50.918	88.9	2:47.575	98.02	1:05.140	13:58:13.513
28 - D1	25.746	33.513	45.618	267.3	1:44.877	156.62	2.442	13:59:58.390
29 - D1	26.099	33.197	46.327	267.3	1:45.623	155.52	3.188	14:01:44.013
30 - D1	25.162	32.669	45.012	263.4	1:42.843	159.72	0.408	14:03:26.856
31 - D1	25.197	32.629	45.186	263.4	1:43.012	159.46	0.577	14:05:09.868
32 - D1	25.304	32.763	45.262	266.6	1:43.329	158.97	0.894	14:06:53.197
33 - D1	25.774	32.971	45.397	265.3	1:44.142	157.73	1.707	14:08:37.339

Weather / Track : Cloudy / Dry

Fuji Speedway
Circuit Length = 4.563 km
Start: 13:07 Flag 14:08 End: 14:13

Blancpain GT World Challenge Asia

RACE 2 - SECTOR ANALYSIS



SECTOR 1 = FL to I1, SECTOR 2 = I1 to I2 SECTOR 3 = I2 to I3, SECTOR 4 = I3 to FL, DIFF = Difference To Personal Best Lap, P = Crossed Finish Line in Pit Lane, D = Time Disallowed

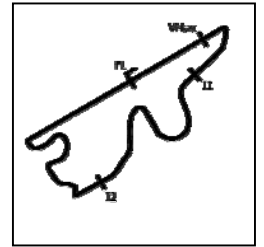
P2 918 GT3PA Panther/AAS Motorsport			Porsche 911 GT3 R					
IDEAL LAP TIME : 1:42.378		BEST LAP TIME : 1:42.632		DIFFERENCE : 0.254				
D1: Vutthikorn INTHRAPHUVA		D2: Alexandre IMPERATORI						
LAP	SECTOR 1	SECTOR 2	SECTOR 3	SPEED TRAP	LAP TIME	KPH	DIFF	TIME OF DAY
1 - D2		34.230	46.387		1:56.488	141.01	13.856	13:09:41.947
2 - D2	25.401	33.034	45.216	263.4	1:43.651	158.48	1.019	13:11:25.598
3 - D2	25.288	32.642	45.076	266.6	1:43.006	159.47	0.374	13:13:08.604
4 - D2	25.026	32.634	45.379	261.5	1:43.039	159.42	0.407	13:14:51.643
5 - D2	25.094	32.732	45.060	262.1	1:42.886	159.66	0.254	13:16:34.529
6 - D2	25.231	32.609	45.256	261.5	1:43.096	159.33	0.464	13:18:17.625
7 - D2	25.166	32.533	45.006	262.7	1:42.705 (2)	159.94	0.073	13:20:00.330
8 - D2	25.296	32.439	45.062	261.5	1:42.797 (3)	159.79	0.165	13:21:43.127
9 - D2	25.191	32.346	45.095	262.7	1:42.632 (1)	160.05		13:23:25.759
10 - D2	25.178	32.679	45.163	260.8	1:43.020	159.45	0.388	13:25:08.779
11 - D2	25.354	32.672	45.047	260.8	1:43.073	159.37	0.441	13:26:51.852
12 - D2	25.290	32.679	45.117	263.4	1:43.086	159.35	0.454	13:28:34.938
13 - D2	25.132	33.094	45.029	260.8	1:43.255	159.08	0.623	13:30:18.193
14 - D2	25.462	32.521	45.179	262.1	1:43.162	159.23	0.530	13:32:01.355
15 - D2	25.231	32.542	45.404	260.2	1:43.177	159.20	0.545	13:33:44.532
16 - D2	25.135	32.645	45.204	259.6	1:42.984	159.50	0.352	13:35:27.516
17 - D2	25.339	32.520	45.066	262.1	1:42.925	159.59	0.293	13:37:10.441
18 - D2	25.297	32.656	45.091	264.0	1:43.044	159.41	0.412	13:38:53.485
19 - D2	25.267	32.798	45.608	265.3	1:43.673	158.44	1.041	13:40:37.158
20 - D2	25.218	32.527	IN PIT	261.5	1:48.477 P	151.43	5.845	13:42:25.635
21 - D1	OUTLAP	34.554	46.009	140.0	3:12.766	85.21	1:30.134	13:45:38.401
22 - D1	25.476	33.421	45.843	260.2	1:44.740	156.83	2.108	13:47:23.141
23 - D1	25.541	33.108	45.966	260.2	1:44.615	157.02	1.983	13:49:07.756
24 - D1	25.409	33.186	45.477	261.5	1:44.072	157.84	1.440	13:50:51.828
25 - D1	25.486	35.243	49.765	264.7	1:50.494	148.66	7.862	13:52:42.322
26 - D1	29.128	58.091	1:13.537	207.6	2:40.756	102.18	58.124	13:55:23.078
27 - D1	53.535	1:03.410	51.830	88.5	2:48.775	97.32	1:06.143	13:58:11.853
28 - D1	25.497	34.381	46.376	259.6	1:46.254	154.59	3.622	13:59:58.107
29 - D1	25.294	32.865	45.131	264.7	1:43.290	159.03	0.658	14:01:41.397
30 - D1	25.465	33.351	45.415	258.9	1:44.231	157.59	1.599	14:03:25.628
31 - D1	25.456	32.976	45.351	258.9	1:43.783	158.28	1.151	14:05:09.411
32 - D1	25.451	32.692	45.362	260.2	1:43.505	158.70	0.873	14:06:52.916
33 - D1	26.261	33.193	45.711	260.2	1:45.165	156.20	2.533	14:08:38.081

Weather / Track : Cloudy / Dry

Fuji Speedway
Circuit Length = 4.563 km
Start: 13:07 Flag 14:08 End: 14:13

Blancpain GT World Challenge Asia

RACE 2 - SECTOR ANALYSIS



SECTOR 1 = FL to I1, SECTOR 2 = I1 to I2 SECTOR 3 = I2 to I3, SECTOR 4 = I3 to FL, DIFF = Difference To Personal Best Lap, P = Crossed Finish Line in Pit Lane, D = Time Disallowed

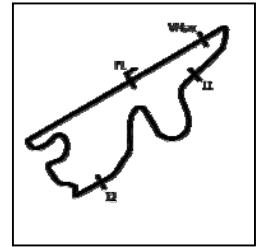
P3 99 GT3S Craft-Bamboo Racing		Mercedes-AMG GT3						
IDEAL LAP TIME : 1:42.656		BEST LAP TIME : 1:43.002		DIFFERENCE : 0.346				
D1: Christina NIELSEN		D2: Darryl O'YOUNG						
LAP	SECTOR 1	SECTOR 2	SECTOR 3	SPEED TRAP	LAP TIME	KPH	DIFF	TIME OF DAY
1 - D2		34.646	48.905		1:59.765	137.15	16.763	13:09:45.224
2 - D2	25.932	33.879	46.213	256.5	1:46.024	154.93	3.022	13:11:31.248
3 - D2	25.368	33.014	45.377	264.7	1:43.759	158.31	0.757	13:13:15.007
4 - D2	25.471	32.866	45.778	263.4	1:44.115	157.77	1.113	13:14:59.122
5 - D2	25.188	32.531	45.299	260.8	1:43.018 (2)	159.45	0.016	13:16:42.140
6 - D2	25.335	32.608	45.910	260.8	1:43.853	158.17	0.851	13:18:25.993
7 - D2	25.409	32.572	45.021	261.5	1:43.002 (1)	159.48		13:20:08.995
8 - D2	25.581	32.828	45.280	262.7	1:43.689	158.42	0.687	13:21:52.684
9 - D2	25.628	32.472	45.645	262.7	1:43.745	158.33	0.743	13:23:36.429
10 - D2	25.497	32.843	45.161	260.8	1:43.501	158.71	0.499	13:25:19.930
11 - D2	25.304	32.880	45.699	261.5	1:43.883	158.12	0.881	13:27:03.813
12 - D2	25.509	33.053	45.377	263.4	1:43.939	158.04	0.937	13:28:47.752
13 - D2	25.557	32.748	45.620	262.7	1:43.925	158.06	0.923	13:30:31.677
14 - D2	25.541	32.832	45.661	262.1	1:44.034	157.89	1.032	13:32:15.711
15 - D2	25.504	32.713	46.053	260.8	1:44.270	157.54	1.268	13:33:59.981
16 - D2	25.496	32.840	IN PIT	262.7	1:48.329 P	151.63	5.327	13:35:48.310
17 - D1	OUTLAP	33.781	45.286	138.4	3:10.608	86.18	1:27.606	13:38:58.918
18 - D1	25.462	32.619	45.016	260.2	1:43.097	159.33	0.095	13:40:42.015
19 - D1	25.405	32.901	46.418	259.6	1:44.724	156.85	1.722	13:42:26.739
20 - D1	25.589	32.712	45.638	263.4	1:43.939	158.04	0.937	13:44:10.678
21 - D1	25.396	32.714	45.100	264.0	1:43.210	159.15	0.208	13:45:53.888
22 - D1	25.231	32.610	45.237	262.1	1:43.078	159.36	0.076	13:47:36.966
23 - D1	25.458	32.791	45.385	265.3	1:43.634	158.50	0.632	13:49:20.600
24 - D1	25.525	32.925	46.462	267.3	1:44.912	156.57	1.910	13:51:05.512
25 - D1	26.087	33.751	47.341	257.7	1:47.179	153.26	4.177	13:52:52.691
26 - D1	27.706	55.974	1:14.149	221.3	2:37.829	104.07	54.827	13:55:30.520
27 - D1	53.913	1:02.341	53.022	58.1	2:49.276	97.04	1:06.274	13:58:19.796
28 - D1	25.789	33.270	45.109	261.5	1:44.168	157.69	1.166	14:00:03.964
29 - D1	25.209	32.656	45.169	263.4	1:43.034 (3)	159.43	0.032	14:01:46.998
30 - D1	26.754	32.780	46.483	263.4	1:46.017	154.94	3.015	14:03:33.015
31 - D1	25.490	33.227	45.305	262.7	1:44.022	157.91	1.020	14:05:17.037
32 - D1	25.404	32.620	45.253	260.8	1:43.277	159.05	0.275	14:07:00.314
33 - D1	25.237	32.452	45.397	260.8	1:43.086	159.35	0.084	14:08:43.400

Weather / Track : Cloudy / Dry

Fuji Speedway
Circuit Length = 4.563 km
Start: 13:07 Flag 14:08 End: 14:13

Blancpain GT World Challenge Asia

RACE 2 - SECTOR ANALYSIS



SECTOR 1 = FL to I1, SECTOR 2 = I1 to I2 SECTOR 3 = I2 to I3, SECTOR 4 = I3 to FL, DIFF = Difference To Personal Best Lap, P = Crossed Finish Line in Pit Lane, D = Time Disallowed

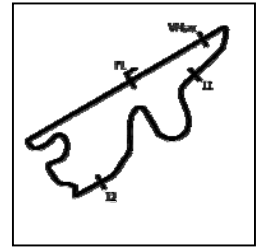
P4 999 GT3S Audi Sport Asia Team TSRT		Audi R8 LMS GT3 2019						
IDEAL LAP TIME : 1:42.421		BEST LAP TIME : 1:42.459		DIFFERENCE : 0.038				
D1: Weian CHEN		D2: Rahel FREY						
LAP	SECTOR 1	SECTOR 2	SECTOR 3	SPEED TRAP	LAP TIME	KPH	DIFF	TIME OF DAY
1 - D2		34.884	48.558		2:00.420	136.41	17.961	13:09:45.879
2 - D2	25.784	33.885	46.202	257.1	1:45.871	155.15	3.412	13:11:31.750
3 - D2	25.360	33.063	45.524	267.3	1:43.947	158.03	1.488	13:13:15.697
4 - D2	25.525	33.018	45.292	266.6	1:43.835	158.20	1.376	13:14:59.532
5 - D2	25.234	32.897	45.566	268.6	1:43.697	158.41	1.238	13:16:43.229
6 - D2	25.383	32.756	45.653	264.7	1:43.792	158.26	1.333	13:18:27.021
7 - D2	25.383	32.845	45.170	267.9	1:43.398	158.86	0.939	13:20:10.419
8 - D2	25.285	32.841	45.269	269.3	1:43.395	158.87	0.936	13:21:53.814
9 - D2	25.269	32.704	45.549	269.3	1:43.522	158.67	1.063	13:23:37.336
10 - D2	25.328	33.064	45.407	267.9	1:43.799	158.25	1.340	13:25:21.135
11 - D2	25.485	32.832	45.541	260.2	1:43.858	158.16	1.399	13:27:04.993
12 - D2	25.481	32.929	45.725	259.6	1:44.135	157.74	1.676	13:28:49.128
13 - D2	25.362	32.932	46.321	264.7	1:44.615	157.02	2.156	13:30:33.743
14 - D2	25.224	32.987	45.573	266.6	1:43.784	158.27	1.325	13:32:17.527
15 - D2	25.577	33.650	46.376	261.5	1:45.603	155.55	3.144	13:34:03.130
16 - D2	25.535	33.078	IN PIT	266.6	1:50.504	P 148.65	8.045	13:35:53.634
17 - D1	OUTLAP	33.523	46.775	136.0	3:12.853	85.17	1:30.394	13:39:06.487
18 - D1	25.794	33.069	45.472	262.1	1:44.335	157.44	1.876	13:40:50.822
19 - D1	25.267	33.419	45.393	264.7	1:44.079	157.83	1.620	13:42:34.901
20 - D1	25.228	32.474	45.411	266.0	1:43.113	(3) 159.30	0.654	13:44:18.014
21 - D1	25.239	32.452	46.037	267.9	1:43.728	158.36	1.269	13:46:01.742
22 - D1	25.172	32.568	45.879	266.6	1:43.619	158.53	1.160	13:47:45.361
23 - D1	25.168	32.427	44.864	267.3	1:42.459	(1) 160.32		13:49:27.820
24 - D1	25.130	32.967	45.157	268.6	1:43.254	159.09	0.795	13:51:11.074
25 - D1	25.344	34.602	49.064	268.6	1:49.010	150.69	6.551	13:53:00.084
26 - D1	27.714	52.937	1:13.119	217.7	2:33.770	106.82	51.311	13:55:33.854
27 - D1	54.465	1:01.976	52.888	94.4	2:49.329	97.01	1:06.870	13:58:23.183
28 - D1	25.560	33.096	45.177	267.9	1:43.833	158.20	1.374	14:00:07.016
29 - D1	25.154	32.970	45.863	269.3	1:43.987	157.96	1.528	14:01:51.003
30 - D1	25.384	33.508	44.958	266.6	1:43.850	158.17	1.391	14:03:34.853
31 - D1	25.212	33.154	46.390	268.6	1:44.756	156.81	2.297	14:05:19.609
32 - D1	25.137	32.449	45.319	267.9	1:42.905	(2) 159.63	0.446	14:07:02.514
33 - D1	25.366	32.493	45.356	266.6	1:43.215	159.15	0.756	14:08:45.729

Weather / Track : Cloudy / Dry

Fuji Speedway
Circuit Length = 4.563 km
Start: 13:07 Flag 14:08 End: 14:13

Blancpain GT World Challenge Asia

RACE 2 - SECTOR ANALYSIS

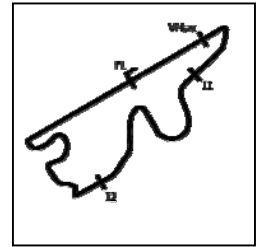


SECTOR 1 = FL to I1, SECTOR 2 = I1 to I2, SECTOR 3 = I2 to I3, SECTOR 4 = I3 to FL, DIFF = Difference To Personal Best Lap, P = Crossed Finish Line in Pit Lane, D = Time Disallowed

P5 888 GT3PA Triple Eight Race Engineering Australia		Mercedes-AMG GT3						
IDEAL LAP TIME : 1:41.690		BEST LAP TIME : 1:41.698						
D1: HH Prince Abdul Rahman		D2: Jazeman JAAFAR						
LAP	SECTOR 1	SECTOR 2	SECTOR 3	SPEED TRAP	LAP TIME	KPH	DIFF	TIME OF DAY
1 - D2		32.770	44.773		1:52.280	146.30	10.582	13:09:37.739
2 - D2	25.095	31.972	44.631	262.7	1:41.698 (1)	161.52		13:11:19.437
3 - D2	25.109	32.289	44.735	264.7	1:42.133 (2)	160.83	0.435	13:13:01.570
4 - D2	25.134	32.458	44.844	263.4	1:42.436 (3)	160.36	0.738	13:14:44.006
5 - D2	25.087	32.605	44.963	265.3	1:42.655	160.01	0.957	13:16:26.661
6 - D2	25.137	32.607	44.902	263.4	1:42.646	160.03	0.948	13:18:09.307
7 - D2	25.160	32.470	44.969	263.4	1:42.599	160.10	0.901	13:19:51.906
8 - D2	25.169	32.548	45.067	264.7	1:42.784	159.81	1.086	13:21:34.690
9 - D2	25.361	32.380	45.152	264.7	1:42.893	159.64	1.195	13:23:17.583
10 - D2	25.379	32.601	45.287	264.0	1:43.267	159.07	1.569	13:25:00.850
11 - D2	25.305	32.786	45.086	264.7	1:43.177	159.20	1.479	13:26:44.027
12 - D2	25.298	32.325	45.902	264.7	1:43.525	158.67	1.827	13:28:27.552
13 - D2	25.461	32.696	45.247	261.5	1:43.404	158.86	1.706	13:30:10.956
14 - D2	25.389	32.587	45.160	262.1	1:43.136	159.27	1.438	13:31:54.092
15 - D2	25.383	32.505	45.008	262.1	1:42.896	159.64	1.198	13:33:36.988
16 - D2	25.394	32.750	45.037	262.7	1:43.181	159.20	1.483	13:35:20.169
17 - D2	25.358	32.754	45.116	264.7	1:43.228	159.13	1.530	13:37:03.397
18 - D2	25.313	32.493	44.888	264.0	1:42.694	159.95	0.996	13:38:46.091
19 - D2	25.413	32.576	45.241	264.7	1:43.230	159.12	1.532	13:40:29.321
20 - D2	25.339	32.563	IN PIT	264.0	1:47.828 P	152.34	6.130	13:42:17.149
21 - D1	OUTLAP	33.709	47.323	140.6	3:13.073	85.08	1:31.375	13:45:30.222
22 - D1	25.879	33.959	46.533	262.1	1:46.371	154.42	4.673	13:47:16.593
23 - D1	26.012	34.248	46.800	261.5	1:47.060	153.43	5.362	13:49:03.653
24 - D1	26.216	34.721	46.741	262.7	1:47.678	152.55	5.980	13:50:51.331
25 - D1	26.673	35.527	49.300	262.1	1:51.500	147.32	9.802	13:52:42.831
26 - D1	29.178	58.383	1:13.565	196.7	2:41.126	101.95	59.428	13:55:23.957
27 - D1	53.310	1:03.657	51.620	86.3	2:48.587	97.43	1:06.889	13:58:12.544
28 - D1	25.987	33.434	47.375	260.8	1:46.796	153.81	5.098	13:59:59.340
29 - D1	26.014	33.438	47.390	262.7	1:46.842	153.74	5.144	14:01:46.182
30 - D1	25.747	34.283	47.206	264.0	1:47.236	153.18	5.538	14:03:33.418
31 - D1	25.943	33.593	46.407	264.0	1:45.943	155.05	4.245	14:05:19.361
32 - D1	25.758	33.429	45.977	262.7	1:45.164	156.20	3.466	14:07:04.525
33 - D1	25.950	33.087	45.920	263.4	1:44.957	156.50	3.259	14:08:49.482

Blancpain GT World Challenge Asia

RACE 2 - SECTOR ANALYSIS



SECTOR 1 = FL to I1, SECTOR 2 = I1 to I2 SECTOR 3 = I2 to I3, SECTOR 4 = I3 to FL, DIFF = Difference To Personal Best Lap, P = Crossed Finish Line in Pit Lane, D = Time Disallowed

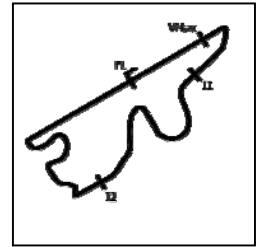
P6 666 GT3PA Vincenzo Sospiri Racing				Lamborghini Huracán GT3 EVO				
IDEAL LAP TIME : 1:42.637		BEST LAP TIME : 1:42.923		DIFFERENCE : 0.286				
D1: Alex AU		D2: Frederik SCHANDORFF						
LAP	SECTOR 1	SECTOR 2	SECTOR 3	SPEED TRAP	LAP TIME	KPH	DIFF	TIME OF DAY
1 - D2		34.458	48.145		1:58.359	138.78	15.436	13:09:43.818
2 - D2	25.241	33.023	45.068	266.6	1:43.332	158.97	0.409	13:11:27.150
3 - D2	25.186	32.677	45.393	267.3	1:43.256	159.08	0.333	13:13:10.406
4 - D2	25.799	32.709	45.415	258.9	1:43.923	158.06	1.000	13:14:54.329
5 - D2	25.215	32.832	44.941	267.3	1:42.988 (3)	159.50	0.065	13:16:37.317
6 - D2	25.266	32.883	44.947	266.0	1:43.096	159.33	0.173	13:18:20.413
7 - D2	25.318	32.636	44.969	266.0	1:42.923 (1)	159.60		13:20:03.336
8 - D2	25.159	32.826	45.415	266.0	1:43.400	158.86	0.477	13:21:46.736
9 - D2	25.208	32.661	45.061	267.3	1:42.930 (2)	159.59	0.007	13:23:29.666
10 - D2	25.359	33.550	45.312	266.0	1:44.221	157.61	1.298	13:25:13.887
11 - D2	25.270	32.738	45.737	264.0	1:43.745	158.33	0.822	13:26:57.632
12 - D2	25.157	32.836	45.542	264.7	1:43.535	158.65	0.612	13:28:41.167
13 - D2	25.371	32.656	45.589	263.4	1:43.616	158.53	0.693	13:30:24.783
14 - D2	25.372	32.562	45.783	267.3	1:43.717	158.38	0.794	13:32:08.500
15 - D2	25.277	32.871	45.214	263.4	1:43.362	158.92	0.439	13:33:51.862
16 - D2	25.134	33.088	45.404	264.0	1:43.626	158.52	0.703	13:35:35.488
17 - D2	25.238	32.673	45.475	264.7	1:43.386	158.88	0.463	13:37:18.874
18 - D2	25.277	32.739	45.033	266.0	1:43.049	159.40	0.126	13:39:01.923
19 - D2	25.184	32.785	IN PIT	266.6	1:48.020 P	152.07	5.097	13:40:49.943
20 - D1	OUTLAP	34.290	46.329	133.3	3:13.262	84.99	1:30.339	13:44:03.205
21 - D1	26.195	33.502	46.123	264.0	1:45.820	155.23	2.897	13:45:49.025
22 - D1	25.457	34.296	47.314	267.9	1:47.067	153.42	4.144	13:47:36.092
23 - D1	25.520	33.109	45.448	267.3	1:44.077	157.83	1.154	13:49:20.169
24 - D1	25.601	33.669	46.068	270.0	1:45.338	155.94	2.415	13:51:05.507
25 - D1	25.665	34.701	47.137	266.0	1:47.503	152.80	4.580	13:52:53.010
26 - D1	27.864	56.312	1:13.895	216.8	2:38.071	103.92	55.148	13:55:31.081
27 - D1	54.021	1:02.290	52.770	68.0	2:49.081	97.15	1:06.158	13:58:20.162
28 - D1	25.870	33.640	46.201	264.7	1:45.711	155.39	2.788	14:00:05.873
29 - D1	25.420	33.507	46.593	264.0	1:45.520	155.67	2.597	14:01:51.393
30 - D1	25.466	33.630	45.957	267.9	1:45.053	156.36	2.130	14:03:36.446
31 - D1	25.578	33.856	45.874	264.7	1:45.308	155.98	2.385	14:05:21.754
32 - D1	25.614	34.034	46.671	267.3	1:46.319	154.50	3.396	14:07:08.073
33 - D1	25.502	33.492	46.572	264.7	1:45.566	155.60	2.643	14:08:53.639

Weather / Track : Cloudy / Dry

Fuji Speedway
Circuit Length = 4.563 km
Start: 13:07 Flag 14:08 End: 14:13

Blancpain GT World Challenge Asia

RACE 2 - SECTOR ANALYSIS



SECTOR 1 = FL to I1, SECTOR 2 = I1 to I2 SECTOR 3 = I2 to I3, SECTOR 4 = I3 to FL, DIFF = Difference To Personal Best Lap, P = Crossed Finish Line in Pit Lane, D = Time Disallowed

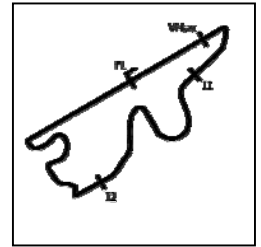
P7 911 GT3S Absolute Racing			Porsche 911 GT3 R						
IDEAL LAP TIME : 1:42.594		BEST LAP TIME : 1:43.057		DIFFERENCE : 0.463					
D1: Tanart SATHIENTHIRAKULI D2: Philip HAMPRECHT									
LAP	SECTOR 1	SECTOR 2	SECTOR 3	SPEED TRAP	LAP TIME	KPH	DIFF	TIME OF DAY	
1 - D2		34.062	IN PIT		2:08.317	P	128.01	25.260	13:09:53.776
2 - D2	OUTLAP	33.179	45.288	137.4	2:21.302		116.25	38.245	13:12:15.078
3 - D2	25.455	32.652	45.004	258.3	1:43.111	(2)	159.31	0.054	13:13:58.189
4 - D2	25.161	32.831	45.306	260.2	1:43.298		159.02	0.241	13:15:41.487
5 - D2	25.221	32.598	46.191	263.4	1:44.010		157.93	0.953	13:17:25.497
6 - D2	25.333	32.759	45.797	265.3	1:43.889		158.11	0.832	13:19:09.386
7 - D2	25.500	32.448	45.515	260.2	1:43.463		158.76	0.406	13:20:52.849
8 - D2	25.407	32.665	44.985	261.5	1:43.057	(1)	159.39		13:22:35.906
9 - D2	25.394	32.651	45.083	260.8	1:43.128	(3)	159.28	0.071	13:24:19.034
10 - D2	25.541	33.037	45.166	260.8	1:43.744		158.33	0.687	13:26:02.778
11 - D2	25.253	32.837	45.174	262.1	1:43.264		159.07	0.207	13:27:46.042
12 - D2	25.421	32.875	45.091	259.6	1:43.387		158.88	0.330	13:29:29.429
13 - D2	25.401	32.829	45.335	260.2	1:43.565		158.61	0.508	13:31:12.994
14 - D2	25.736	32.853	45.619	262.1	1:44.208		157.63	1.151	13:32:57.202
15 - D2	25.393	32.897	IN PIT	260.8	1:48.661	P	151.17	5.604	13:34:45.863
16 - D1	OUTLAP	33.887	45.143	132.6	3:12.197		85.46	1:29.140	13:37:58.060
17 - D1	25.561	32.684	45.068	260.2	1:43.313		159.00	0.256	13:39:41.373
18 - D1	25.604	32.851	45.304	260.8	1:43.759		158.31	0.702	13:41:25.132
19 - D1	25.466	32.566	45.410	258.9	1:43.442		158.80	0.385	13:43:08.574
20 - D1	25.751	32.654	46.234	260.8	1:44.639		156.98	1.582	13:44:53.213
21 - D1	25.392	33.219	45.253	264.0	1:43.864		158.15	0.807	13:46:37.077
22 - D1	25.613	32.764	45.527	264.0	1:43.904		158.09	0.847	13:48:20.981
23 - D1	25.368	33.937	45.616	264.7	1:44.921		156.56	1.864	13:50:05.902
24 - D1	25.569	33.008	45.016	263.4	1:43.593		158.57	0.536	13:51:49.495
25 - D1	25.542	35.247	49.021	265.3	1:49.810		149.59	6.753	13:53:39.305
26 - D1	27.920	36.990	58.073	214.2	2:02.983		133.56	19.926	13:55:42.288
27 - D1	52.457	1:01.314	50.734	87.1	2:44.505		99.85	1:01.448	13:58:26.793
28 - D1	26.941	33.305	46.061	266.0	1:46.307		154.52	3.250	14:00:13.100
29 - D1	25.353	32.740	45.182	262.1	1:43.275		159.05	0.218	14:01:56.375
30 - D1	25.550	32.892	45.066	262.7	1:43.508		158.70	0.451	14:03:39.883
31 - D1	25.552	32.765	45.108	263.4	1:43.425		158.82	0.368	14:05:23.308
32 - D1	25.494	33.022	46.564	266.6	1:45.080		156.32	2.023	14:07:08.388
33 - D1	25.547	33.304	46.664	264.7	1:45.515		155.68	2.458	14:08:53.903

Weather / Track : Cloudy / Dry

Fuji Speedway
Circuit Length = 4.563 km
Start: 13:07 Flag 14:08 End: 14:13

Blancpain GT World Challenge Asia

RACE 2 - SECTOR ANALYSIS



SECTOR 1 = FL to I1, SECTOR 2 = I1 to I2 SECTOR 3 = I2 to I3, SECTOR 4 = I3 to FL, DIFF = Difference To Personal Best Lap, P = Crossed Finish Line in Pit Lane, D = Time Disallowed

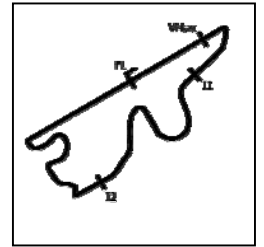
P8 97 GT3S Solite Indigo Racing				Mercedes-AMG GT3				
IDEAL LAP TIME : 1:42.540		BEST LAP TIME : 1:42.800		DIFFERENCE : 0.260				
D1: Roelof BRUINS		D2: Manuel METZGER						
LAP	SECTOR 1	SECTOR 2	SECTOR 3	SPEED TRAP	LAP TIME	KPH	DIFF	TIME OF DAY
1 - D2		33.761	59.592		2:08.743	127.59	25.943	13:09:54.202
2 - D2	25.822	33.205	45.179	258.9	1:44.206	157.63	1.406	13:11:38.408
3 - D2	25.210	32.348	45.369	260.8	1:42.927 (2)	159.59	0.127	13:13:21.335
4 - D2	25.342	32.632	45.742	260.8	1:43.716	158.38	0.916	13:15:05.051
5 - D2	25.652	33.252	45.573	260.8	1:44.477	157.22	1.677	13:16:49.528
6 - D2	25.401	32.745	45.285	257.7	1:43.431	158.81	0.631	13:18:32.959
7 - D2	25.444	32.848	45.676	247.1	1:43.968	157.99	1.168	13:20:16.927
8 - D2	25.360	32.814	45.359	262.1	1:43.533	158.66	0.733	13:22:00.460
9 - D2	25.178	32.639	45.165	262.1	1:42.982 (3)	159.51	0.182	13:23:43.442
10 - D2	25.483	32.510	45.325	258.3	1:43.318	158.99	0.518	13:25:26.760
11 - D2	25.213	32.313	45.274	258.3	1:42.800 (1)	159.79		13:27:09.560
12 - D2	25.325	33.352	45.595	260.2	1:44.272	157.53	1.472	13:28:53.832
13 - D2	25.319	32.559	45.854	259.6	1:43.732	158.35	0.932	13:30:37.564
14 - D2	25.579	32.713	46.176	252.3	1:44.468	157.24	1.668	13:32:22.032
15 - D2	25.430	32.724	46.902	258.3	1:45.056	156.36	2.256	13:34:07.088
16 - D2	25.408	32.836	IN PIT	259.6	1:49.084 P	150.58	6.284	13:35:56.172
17 - D1	OUTLAP	33.865	45.841	138.2	3:25.596	79.89	1:42.796	13:39:21.768
18 - D1	25.325	32.667	45.347	259.6	1:43.339	158.96	0.539	13:41:05.107
19 - D1	25.478	32.822	45.924	257.7	1:44.224	157.61	1.424	13:42:49.331
20 - D1	25.784	32.819	45.281	259.6	1:43.884	158.12	1.084	13:44:33.215
21 - D1	25.477	32.966	45.267	261.5	1:43.710	158.39	0.910	13:46:16.925
22 - D1	25.105	32.912	45.122	261.5	1:43.139	159.26	0.339	13:48:00.064
23 - D1	25.267	32.782	45.341	265.3	1:43.390	158.88	0.590	13:49:43.454
24 - D1	25.203	33.128	IN PIT	264.7	1:50.080 P	149.22	7.280	13:51:33.534
25 - D1	OUTLAP	34.205	49.314	141.9	2:15.741	121.01	32.941	13:53:49.275
26 - D1	28.807	36.847	50.895	179.4	1:56.549	140.94	13.749	13:55:45.824
27 - D1	52.114	1:01.424	49.456	64.4	2:42.994	100.78	1:00.194	13:58:28.818
28 - D1	25.853	34.147	46.044	262.7	1:46.044	154.90	3.244	14:00:14.862
29 - D1	25.694	32.870	45.381	260.8	1:43.945	158.03	1.145	14:01:58.807
30 - D1	25.162	32.727	45.334	262.1	1:43.223	159.13	0.423	14:03:42.030
31 - D1	25.355	32.466	45.220	260.8	1:43.041	159.42	0.241	14:05:25.071
32 - D1	25.258	32.385	46.354	262.7	1:43.997	157.95	1.197	14:07:09.068
33 - D1	25.429	33.244	46.406	262.1	1:45.079	156.32	2.279	14:08:54.147

Weather / Track : Cloudy / Dry

Fuji Speedway
 Circuit Length = 4.563 km
 Start: 13:07 Flag 14:08 End: 14:13

Blancpain GT World Challenge Asia

RACE 2 - SECTOR ANALYSIS



SECTOR 1 = FL to I1, SECTOR 2 = I1 to I2 SECTOR 3 = I2 to I3, SECTOR 4 = I3 to FL, DIFF = Difference To Personal Best Lap, P = Crossed Finish Line in Pit Lane, D = Time Disallowed

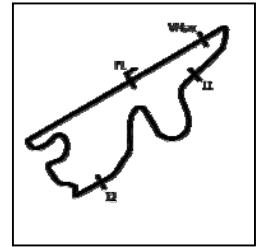
P9 8 GT3PA ARN Racing			Porsche 911 GT3 R					
IDEAL LAP TIME : 1:42.220		BEST LAP TIME : 1:42.660		DIFFERENCE : 0.440				
D1: Hiroaki NAGAI		D2: Yuta KAMIMURA						
LAP	SECTOR 1	SECTOR 2	SECTOR 3	SPEED TRAP	LAP TIME	KPH	DIFF	TIME OF DAY
1 - D2		34.120	46.908		1:56.323	141.21	13.663	13:09:41.782
2 - D2	25.408	32.805	45.425	258.3	1:43.638	158.50	0.978	13:11:25.420
3 - D2	25.617	32.836	45.644	261.5	1:44.097	157.80	1.437	13:13:09.517
4 - D2	25.275	32.509	45.461	259.6	1:43.245	159.10	0.585	13:14:52.762
5 - D2	25.383	32.295	45.417	260.8	1:43.095 (3)	159.33	0.435	13:16:35.857
6 - D2	25.371	32.793	45.292	258.9	1:43.456	158.78	0.796	13:18:19.313
7 - D2	25.342	32.231	45.344	259.6	1:42.917 (2)	159.61	0.257	13:20:02.230
8 - D2	25.371	32.553	45.443	260.2	1:43.367	158.91	0.707	13:21:45.597
9 - D2	25.424	32.057	45.179	260.8	1:42.660 (1)	160.01		13:23:28.257
10 - D2	25.268	32.741	45.327	258.3	1:43.336	158.96	0.676	13:25:11.593
11 - D2	25.010	33.025	45.302	260.8	1:43.337	158.96	0.677	13:26:54.930
12 - D2	25.263	33.135	46.115	260.2	1:44.513	157.17	1.853	13:28:39.443
13 - D2	25.396	32.579	45.509	257.7	1:43.484	158.73	0.824	13:30:22.927
14 - D2	25.602	32.422	45.815	257.1	1:43.839	158.19	1.179	13:32:06.766
15 - D2	25.375	32.332	45.404	257.1	1:43.111	159.31	0.451	13:33:49.877
16 - D2	25.535	32.658	45.530	257.7	1:43.723	158.37	1.063	13:35:33.600
17 - D2	25.367	32.830	45.488	258.9	1:43.685	158.42	1.025	13:37:17.285
18 - D2	25.460	32.888	IN PIT	260.2	1:49.589 P	149.89	6.929	13:39:06.874
19 - D1	OUTLAP	34.004	45.602	137.4	3:12.209	85.46	1:29.549	13:42:19.083
20 - D1	25.670	32.725	45.826	257.1	1:44.221	157.61	1.561	13:44:03.304
21 - D1	25.646	33.149	45.775	257.7	1:44.570	157.08	1.910	13:45:47.874
22 - D1	26.171	34.440	46.406	257.1	1:47.017	153.49	4.357	13:47:34.891
23 - D1	25.531	32.948	45.274	259.6	1:43.753	158.32	1.093	13:49:18.644
24 - D1	25.449	32.973	IN PIT	260.8	1:51.206 P	147.71	8.546	13:51:09.850
25 - D1	OUTLAP	37.041	53.960	138.9	2:21.314	116.24	38.654	13:53:31.164
26 - D1	27.675	36.483	1:02.442	187.8	2:06.600	129.75	23.940	13:55:37.764
27 - D1	53.798	1:01.937	51.710	86.1	2:47.445	98.10	1:04.785	13:58:25.209
28 - D1	26.688	33.467	46.170	260.8	1:46.325	154.49	3.665	14:00:11.534
29 - D1	25.450	32.909	45.153	258.9	1:43.512	158.69	0.852	14:01:55.046
30 - D1	25.238	33.523	45.198	259.6	1:43.959	158.01	1.299	14:03:39.005
31 - D1	25.378	33.172	45.154	260.2	1:43.704	158.40	1.044	14:05:22.709
32 - D1	25.350	33.456	47.908	263.4	1:46.714	153.93	4.054	14:07:09.423
33 - D1	25.737	33.095	46.110	260.8	1:44.942	156.53	2.282	14:08:54.365

Weather / Track : Cloudy / Dry

Fuji Speedway
Circuit Length = 4.563 km
Start: 13:07 Flag 14:08 End: 14:13

Blancpain GT World Challenge Asia

RACE 2 - SECTOR ANALYSIS



SECTOR 1 = FL to I1, SECTOR 2 = I1 to I2 SECTOR 3 = I2 to I3, SECTOR 4 = I3 to FL, DIFF = Difference To Personal Best Lap, P = Crossed Finish Line in Pit Lane, D = Time Disallowed

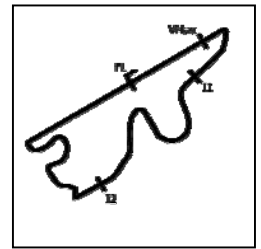
P10 61 GT3PA ABSSA Motorsport				McLaren 720S GT3				
IDEAL LAP TIME : 1:43.235		BEST LAP TIME : 1:43.497		DIFFERENCE : 0.262				
D1: Piti BHIROMBHAKDI		D2: Keita SAWA						
LAP	SECTOR 1	SECTOR 2	SECTOR 3	SPEED TRAP	LAP TIME	KPH	DIFF	TIME OF DAY
1 - D2		34.741	48.823		2:00.349	136.49	16.852	13:09:45.808
2 - D2	26.176	34.118	46.760	262.1	1:47.054	153.44	3.557	13:11:32.862
3 - D2	25.445	32.908	45.526	264.7	1:43.879	158.13	0.382	13:13:16.741
4 - D2	25.379	32.922	45.489	264.7	1:43.790	158.26	0.293	13:15:00.531
5 - D2	25.310	33.133	45.499	263.4	1:43.942	158.03	0.445	13:16:44.473
6 - D2	25.292	32.869	45.374	263.4	1:43.535 (3)	158.65	0.038	13:18:28.008
7 - D2	25.355	32.840	45.303	264.7	1:43.498 (2)	158.71	0.001	13:20:11.506
8 - D2	25.284	32.857	45.356	266.0	1:43.497 (1)	158.71		13:21:55.003
9 - D2	25.317	32.677	45.601	266.0	1:43.595	158.56	0.098	13:23:38.598
10 - D2	25.277	33.036	45.315	264.0	1:43.628	158.51	0.131	13:25:22.226
11 - D2	25.318	32.993	45.305	265.3	1:43.616	158.53	0.119	13:27:05.842
12 - D2	25.451	35.839	45.598	265.3	1:46.888	153.68	3.391	13:28:52.730
13 - D2	25.287	32.995	46.134	262.1	1:44.416	157.32	0.919	13:30:37.146
14 - D2	25.457	33.285	45.708	262.1	1:44.450	157.26	0.953	13:32:21.596
15 - D2	25.396	32.887	48.494	261.5	1:46.777	153.84	3.280	13:34:08.373
16 - D2	25.353	32.808	45.888	264.0	1:44.049	157.87	0.552	13:35:52.422
17 - D2	25.715	33.108	45.518	261.5	1:44.341	157.43	0.844	13:37:36.763
18 - D2	25.598	33.432	IN PIT	262.7	1:50.079 P	149.22	6.582	13:39:26.842
19 - D1	OUTLAP	34.174	45.826	131.7	3:13.271	84.99	1:29.774	13:42:40.113
20 - D1	25.632	33.319	45.798	256.5	1:44.749	156.82	1.252	13:44:24.862
21 - D1	25.775	33.163	45.659	260.8	1:44.597	157.04	1.100	13:46:09.459
22 - D1	25.478	32.879	45.989	262.7	1:44.346	157.42	0.849	13:47:53.805
23 - D1	25.677	33.222	45.444	264.7	1:44.343	157.43	0.846	13:49:38.148
24 - D1	25.337	33.176	45.993	264.7	1:44.506	157.18	1.009	13:51:22.654
25 - D1	25.979	35.058	IN PIT	263.4	2:23.235 P	114.68	39.738	13:53:45.889
26 - D1	OUTLAP	34.225	46.046	135.1	2:35.469	105.65	51.972	13:56:21.358
27 - D1	25.822	54.188	49.532	244.8	2:09.542	126.80	26.045	13:58:30.900
28 - D1	25.737	34.611	46.725	241.0	1:47.073	153.41	3.576	14:00:17.973
29 - D1	25.853	33.984	47.106	258.3	1:46.943	153.60	3.446	14:02:04.916
30 - D1	25.854	33.846	45.969	265.3	1:45.669	155.45	2.172	14:03:50.585
31 - D1	25.255	33.047	46.268	267.3	1:44.570	157.08	1.073	14:05:35.155
32 - D1	25.668	33.044	45.603	260.8	1:44.315	157.47	0.818	14:07:19.470
33 - D1	25.354	32.993	45.724	260.2	1:44.071	157.84	0.574	14:09:03.541

Weather / Track : Cloudy / Dry

Fuji Speedway
Circuit Length = 4.563 km
Start: 13:07 Flag 14:08 End: 14:13

Blancpain GT World Challenge Asia

RACE 2 - SECTOR ANALYSIS



SECTOR 1 = FL to I1, SECTOR 2 = I1 to I2, SECTOR 3 = I2 to I3, SECTOR 4 = I3 to FL, DIFF = Difference To Personal Best Lap, P = Crossed Finish Line in Pit Lane, D = Time Disallowed

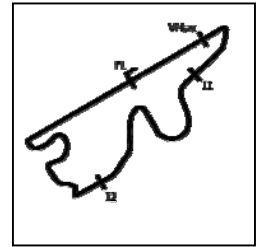
P11 128 GT3AM Vattana Motorsport			Lamborghini Huracan GT3 EVO					
IDEAL LAP TIME : 1:43.199		BEST LAP TIME : 1:43.592		DIFFERENCE : 0.393				
D1: Chonsawat ASAVAHAME		D2: Akihiro ASAI						
LAP	SECTOR 1	SECTOR 2	SECTOR 3	SPEED TRAP	LAP TIME	KPH	DIFF	TIME OF DAY
1 - D2		34.428	48.990		2:00.937	135.82	17.345	13:09:46.396
2 - D2	26.198	33.793	46.749	248.8	1:46.740	153.89	3.148	13:11:33.136
3 - D2	25.840	33.082	46.202	264.0	1:45.124	156.26	1.532	13:13:18.260
4 - D2	25.939	33.573	46.151	266.6	1:45.663	155.46	2.071	13:15:03.923
5 - D2	25.353	32.730	45.605	263.4	1:43.688 (2)	158.42	0.096	13:16:47.611
6 - D2	25.901	33.406	45.796	264.0	1:45.103	156.29	1.511	13:18:32.714
7 - D2	25.389	32.844	45.690	266.0	1:43.923	158.06	0.331	13:20:16.637
8 - D2	25.344	33.757	45.658	266.6	1:44.759	156.80	1.167	13:22:01.396
9 - D2	25.392	32.549	45.847	266.0	1:43.788 (3)	158.27	0.196	13:23:45.184
10 - D2	25.364	32.741	45.487	266.0	1:43.592 (1)	158.57		13:25:28.776
11 - D2	25.163	33.014	45.815	267.9	1:43.992	157.96	0.400	13:27:12.768
12 - D2	25.584	33.415	46.996	264.7	1:45.995	154.97	2.403	13:28:58.763
13 - D2	25.325	32.787	48.195	262.7	1:46.307	154.52	2.715	13:30:45.070
14 - D2	25.645	33.969	45.632	268.6	1:45.246	156.08	1.654	13:32:30.316
15 - D2	25.612	33.508	45.814	257.7	1:44.934	156.54	1.342	13:34:15.250
16 - D2	25.576	33.757	46.365	258.9	1:45.698	155.41	2.106	13:36:00.948
17 - D2	26.532	33.678	45.520	233.2	1:45.730	155.36	2.138	13:37:46.678
18 - D2	25.563	33.154	45.574	266.6	1:44.291	157.50	0.699	13:39:30.969
19 - D2	25.663	33.392	IN PIT	266.0	1:51.559 P	147.24	7.967	13:41:22.528
20 - D1	OUTLAP	34.136	47.699	134.1	3:31.270	77.75	1:47.678	13:44:53.798
21 - D1	25.946	34.031	47.317	255.3	1:47.294	153.10	3.702	13:46:41.092
22 - D1	25.912	33.491	47.435	255.9	1:46.838	153.75	3.246	13:48:27.930
23 - D1	25.509	34.152	48.739	264.0	1:48.400	151.53	4.808	13:50:16.330
24 - D1	25.540	33.863	49.113	263.4	1:48.516	151.37	4.924	13:52:04.846
25 - D1	26.138	34.081	48.298	253.5	1:48.517	151.37	4.925	13:53:53.363
26 - D1	25.811	36.419	51.081	254.1	1:53.311	144.97	9.719	13:55:46.674
27 - D1	52.136	1:01.395	49.242	73.8	2:42.773	100.91	59.181	13:58:29.447
28 - D1	25.880	33.928	46.616	250.0	1:46.424	154.35	2.832	14:00:15.871
29 - D1	25.492	34.365	47.962	266.0	1:47.819	152.35	4.227	14:02:03.690
30 - D1	25.594	33.121	46.763	263.4	1:45.478	155.73	1.886	14:03:49.168
31 - D1	25.559	33.323	47.470	264.0	1:46.352	154.45	2.760	14:05:35.520
32 - D1	25.862	33.711	48.114	254.1	1:47.687	152.54	4.095	14:07:23.207
33 - D1	27.097	35.332	47.191	262.7	1:49.620	149.85	6.028	14:09:12.827

Weather / Track : Cloudy / Dry

Fuji Speedway
Circuit Length = 4.563 km
Start: 13:07 Flag 14:08 End: 14:13

Blancpain GT World Challenge Asia

RACE 2 - SECTOR ANALYSIS



SECTOR 1 = FL to I1, SECTOR 2 = I1 to I2 SECTOR 3 = I2 to I3, SECTOR 4 = I3 to FL, DIFF = Difference To Personal Best Lap, P = Crossed Finish Line in Pit Lane, D = Time Disallowed

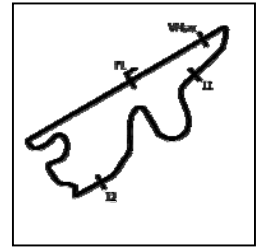
P12 60 GT3AM LM corsa			Porsche 911 GT3 R						
IDEAL LAP TIME : 1:43.423		BEST LAP TIME : 1:43.623		DIFFERENCE : 0.200					
D1: Kei NAKANISHI		D2: Shigekazu WAKISAKA							
LAP	SECTOR 1	SECTOR 2	SECTOR 3	SPEED TRAP	LAP TIME	KPH	DIFF	TIME OF DAY	
1 - D2		34.161	49.144		2:02.004	134.64	18.381	13:09:47.463	
2 - D2	26.341	34.121	47.153	242.1	1:47.615	152.64	3.992	13:11:35.078	
3 - D2	26.407	33.722	47.333	260.8	1:47.462	152.86	3.839	13:13:22.540	
4 - D2	26.084	33.122	45.621	262.1	1:44.827	156.70	1.204	13:15:07.367	
5 - D2	25.703	32.983	45.450	260.8	1:44.136	157.74	0.513	13:16:51.503	
6 - D2	25.565	32.998	45.371	260.2	1:43.934	158.05	0.311	13:18:35.437	
7 - D2	25.527	32.638	45.458	262.1	1:43.623 (1)	158.52		13:20:19.060	
8 - D2	25.653	32.759	45.504	262.1	1:43.916 (3)	158.07	0.293	13:22:02.976	
9 - D2	25.615	32.923	45.258	264.0	1:43.796 (2)	158.26	0.173	13:23:46.772	
10 - D2	25.795	33.076	45.975	262.1	1:44.846	156.67	1.223	13:25:31.618	
11 - D2	25.757	33.216	46.129	260.2	1:45.102	156.29	1.479	13:27:16.720	
12 - D2	25.763	33.051	46.058	258.9	1:44.872	156.63	1.249	13:29:01.592	
13 - D2	25.644	32.870	46.004	257.1	1:44.518	157.16	0.895	13:30:46.110	
14 - D2	25.681	33.371	45.860	259.6	1:44.912	156.57	1.289	13:32:31.022	
15 - D2	26.165	33.333	IN PIT	247.1	1:50.000	P	6.377	13:34:21.022	
16 - D1	OUTLAP	36.148	47.651	138.8	3:20.608	81.88	1:36.985	13:37:41.630	
17 - D1	27.808	34.233	46.184	204.5	1:48.225	151.78	4.602	13:39:29.855	
18 - D1	26.509	33.705	48.136	256.5	1:48.350	151.60	4.727	13:41:18.205	
19 - D1	25.967	33.706	46.757	254.7	1:46.430	154.34	2.807	13:43:04.635	
20 - D1	26.195	33.915	46.176	257.7	1:46.286	154.55	2.663	13:44:50.921	
21 - D1	26.178	33.749	46.088	245.4	1:46.015	154.94	2.392	13:46:36.936	
22 - D1	26.353	33.492	46.043	248.8	1:45.888	155.13	2.265	13:48:22.824	
23 - D1	25.842	33.581	45.750	262.1	1:45.173	156.18	1.550	13:50:07.997	
24 - D1	25.813	34.691	46.894	261.5	1:47.398	152.95	3.775	13:51:55.395	
25 - D1	27.015	36.757	49.462	243.2	1:53.234	145.06	9.611	13:53:48.629	
26 - D1	28.691	36.836	51.107	191.8	1:56.634	140.84	13.011	13:55:45.263	
27 - D1	51.449	1:01.919	50.061	68.9	2:43.429	100.51	59.806	13:58:28.692	
28 - D1	27.607	35.938	46.888	257.7	1:50.433	148.74	6.810	14:00:19.125	
29 - D1	25.997	35.838	47.503	260.2	1:49.338	150.23	5.715	14:02:08.463	
30 - D1	26.083	34.369	47.933	258.9	1:48.385	151.55	4.762	14:03:56.848	
31 - D1	25.887	34.347	47.918	260.8	1:48.152	151.88	4.529	14:05:45.000	
32 - D1	25.747	33.470	46.192	258.9	1:45.409	155.83	1.786	14:07:30.409	
33 - D1	25.749	33.265	46.061	248.8	1:45.075	156.33	1.452	14:09:15.484	

Weather / Track : Cloudy / Dry

Fuji Speedway
 Circuit Length = 4.563 km
 Start: 13:07 Flag 14:08 End: 14:13

Blancpain GT World Challenge Asia

RACE 2 - SECTOR ANALYSIS



SECTOR 1 = FL to I1, SECTOR 2 = I1 to I2 SECTOR 3 = I2 to I3, SECTOR 4 = I3 to FL, DIFF = Difference To Personal Best Lap, P = Crossed Finish Line in Pit Lane, D = Time Disallowed

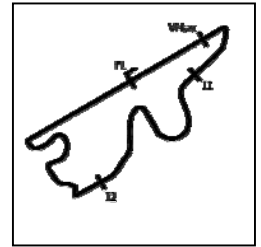
P13 912 GT3S Absolute Racing			Porsche 911 GT3 R					
IDEAL LAP TIME : 1:42.292		BEST LAP TIME : 1:42.866		DIFFERENCE : 0.574				
D1: Yuan BO		D2: Leo Ye HONGLI						
LAP	SECTOR 1	SECTOR 2	SECTOR 3	SPEED TRAP	LAP TIME	KPH	DIFF	TIME OF DAY
1 - D2		34.528	48.814		1:59.750	137.17	16.884	13:09:45.209
2 - D2	25.761	33.557	46.168	257.1	1:45.486	155.72	2.620	13:11:30.695
3 - D2	25.338	32.737	45.063	260.8	1:43.138	159.27	0.272	13:13:13.833
4 - D2	25.381	32.492	45.073	260.8	1:42.946 (2)	159.56	0.080	13:14:56.779
5 - D2	25.252	32.730	45.135	261.5	1:43.117	159.30	0.251	13:16:39.896
6 - D2	25.288	32.587	45.379	262.1	1:43.254	159.09	0.388	13:18:23.150
7 - D2	25.330	32.687	44.974	260.2	1:42.991 (3)	159.49	0.125	13:20:06.141
8 - D2	25.322	32.466	45.078	262.1	1:42.866 (1)	159.69		13:21:49.007
9 - D2	25.521	32.664	45.340	264.0	1:43.525	158.67	0.659	13:23:32.532
10 - D2	25.364	32.541	45.452	260.8	1:43.357	158.93	0.491	13:25:15.889
11 - D2	25.442	33.049	45.372	261.5	1:43.863	158.15	0.997	13:26:59.752
12 - D2	25.293	33.141	45.549	264.0	1:43.983	157.97	1.117	13:28:43.735
13 - D2	25.358	32.813	45.227	263.4	1:43.398	158.86	0.532	13:30:27.133
14 - D2	25.442	32.921	45.429	263.4	1:43.792	158.26	0.926	13:32:10.925
15 - D2	25.396	32.681	45.324	260.8	1:43.401	158.86	0.535	13:33:54.326
16 - D2	25.431	32.903	45.228	259.6	1:43.562	158.61	0.696	13:35:37.888
17 - D2	25.322	32.737	IN PIT	261.5	1:48.726 P	151.08	5.860	13:37:26.614
18 - D1	OUTLAP	34.534	46.640	139.1	3:12.667	85.26	1:29.801	13:40:39.281
19 - D1	25.496	32.999	45.381	260.2	1:43.876	158.13	1.010	13:42:23.157
20 - D1	25.500	32.276	46.431	258.3	1:44.207	157.63	1.341	13:44:07.364
21 - D1	25.403	32.180	45.577	260.2	1:43.160	159.23	0.294	13:45:50.524
22 - D1	25.138	32.867	46.801	264.7	1:44.806	156.73	1.940	13:47:35.330
23 - D1	25.496	33.079	45.336	264.0	1:43.911	158.08	1.045	13:49:19.241
24 - D1	25.345	32.956	45.931	264.7	1:44.232	157.59	1.366	13:51:03.473
25 - D1	25.444	34.680	47.846	263.4	1:47.970	152.14	5.104	13:52:51.443
26 - D1	27.778	55.467	1:14.389	228.8	2:37.634	104.20	54.768	13:55:29.077
27 - D1	53.688	1:02.460	53.964	86.9	2:50.112	96.56	1:07.246	13:58:19.189
28 - D1	27.119	33.378	IN PIT	254.7	1:51.477 P	147.35	8.611	14:00:10.666
29 - D1	OUTLAP	32.975	45.166	140.2	2:07.962	128.37	25.096	14:02:18.628
30 - D1	25.206	33.933	45.946	262.1	1:45.085	156.31	2.219	14:04:03.713
31 - D1	26.092	33.533	45.294	262.1	1:44.919	156.56	2.053	14:05:48.632
32 - D1	25.440	32.528	47.347	260.2	1:45.315	155.97	2.449	14:07:33.947
33 - D1	25.398	33.014	45.478	265.3	1:43.890	158.11	1.024	14:09:17.837

Weather / Track : Cloudy / Dry

Fuji Speedway
 Circuit Length = 4.563 km
 Start: 13:07 Flag 14:08 End: 14:13

Blancpain GT World Challenge Asia

RACE 2 - SECTOR ANALYSIS



SECTOR 1 = FL to I1, SECTOR 2 = I1 to I2 SECTOR 3 = I2 to I3, SECTOR 4 = I3 to FL, DIFF = Difference To Personal Best Lap, P = Crossed Finish Line in Pit Lane, D = Time Disallowed

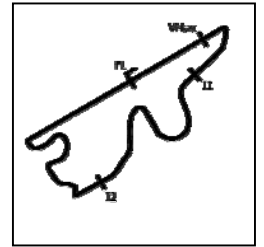
P14 13 GT3PA Audi Sport Asia Team Absolute Racing		Audi R8 LMS GT3 2019						
IDEAL LAP TIME : 1:42.450		BEST LAP TIME : 1:42.738						
D1: Jingzu SUN		D2: Congfu CHENG						
LAP	SECTOR 1	SECTOR 2	SECTOR 3	SPEED TRAP	LAP TIME	KPH	DIFF	TIME OF DAY
1 - D2		33.884	46.132		1:55.672	142.01	12.934	13:09:41.131
2 - D2	25.211	33.121	44.998	264.0	1:43.330	158.97	0.592	13:11:24.461
3 - D2	25.245	32.636	44.857	264.7	1:42.738 (1)	159.89		13:13:07.199
4 - D2	25.206	32.622	45.004	262.7	1:42.832 (2)	159.74	0.094	13:14:50.031
5 - D2	25.119	32.717	45.357	264.7	1:43.193	159.18	0.455	13:16:33.224
6 - D2	25.159	32.788	45.199	262.1	1:43.146	159.25	0.408	13:18:16.370
7 - D2	25.370	32.739	IN PIT	262.7	1:48.104 P	151.95	5.366	13:20:04.474
8 - D2	OUTLAP	32.889	45.191	134.4	2:08.609	127.72	25.871	13:22:13.083
9 - D2	25.411	32.474	45.183	262.1	1:43.068	159.37	0.330	13:23:56.151
10 - D2	25.248	32.768	45.200	261.5	1:43.216	159.14	0.478	13:25:39.367
11 - D2	25.133	32.715	45.196	263.4	1:43.044 (3)	159.41	0.306	13:27:22.411
12 - D2	25.231	33.173	45.708	264.7	1:44.112	157.78	1.374	13:29:06.523
13 - D2	25.345	34.571	45.675	262.1	1:45.591	155.57	2.853	13:30:52.114
14 - D2	25.293	32.975	46.000	263.4	1:44.268	157.54	1.530	13:32:36.382
15 - D2	25.418	32.639	46.062	262.1	1:44.119	157.76	1.381	13:34:20.501
16 - D2	25.315	33.165	45.668	263.4	1:44.148	157.72	1.410	13:36:04.649
17 - D2	25.358	33.277	45.600	263.4	1:44.235	157.59	1.497	13:37:48.884
18 - D2	25.263	33.123	45.455	266.0	1:43.841	158.19	1.103	13:39:32.725
19 - D2	25.304	32.966	IN PIT	266.0	1:52.172 P	146.44	9.434	13:41:24.897
20 - D1	OUTLAP	34.065	46.172	129.8	3:13.684	84.81	1:30.946	13:44:38.581
21 - D1	25.677	33.996	46.528	266.0	1:46.201	154.67	3.463	13:46:24.782
22 - D1	25.632	33.889	46.681	264.7	1:46.202	154.67	3.464	13:48:10.984
23 - D1	25.725	34.014	46.810	264.0	1:46.549	154.17	3.811	13:49:57.533
24 - D1	25.669	33.969	46.394	264.0	1:46.032	154.92	3.294	13:51:43.565
25 - D1	28.154	36.738	49.217	265.3	1:54.109	143.95	11.371	13:53:37.674
26 - D1	27.908	36.618	57.125	219.9	2:01.651	135.03	18.913	13:55:39.325
27 - D1	53.438	1:02.044	51.173	81.1	2:46.655	98.56	1:03.917	13:58:25.980
28 - D1	28.261	35.614	47.527	265.3	1:51.402	147.45	8.664	14:00:17.382
29 - D1	25.807	34.383	47.218	262.7	1:47.408	152.93	4.670	14:02:04.790
30 - D1	25.728	34.322	46.921	267.3	1:46.971	153.56	4.233	14:03:51.761
31 - D1	25.602	33.547	46.042	264.7	1:45.191	156.16	2.453	14:05:36.952
32 - D1	25.832	33.936	47.936	264.0	1:47.704	152.51	4.966	14:07:24.656
33 - D1	25.955	34.083	IN PIT	263.4	1:53.469 P	144.76	10.731	14:09:18.125

Weather / Track : Cloudy / Dry

Fuji Speedway
Circuit Length = 4.563 km
Start: 13:07 Flag 14:08 End: 14:13

Blancpain GT World Challenge Asia

RACE 2 - SECTOR ANALYSIS



SECTOR 1 = FL to I1, SECTOR 2 = I1 to I2 SECTOR 3 = I2 to I3, SECTOR 4 = I3 to FL, DIFF = Difference To Personal Best Lap, P = Crossed Finish Line in Pit Lane, D = Time Disallowed

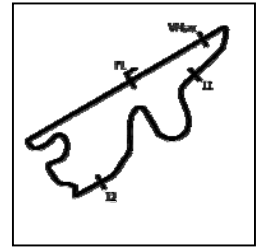
P15 83 GT3PA X Works			Audi R8 LMS GT3					
IDEAL LAP TIME : 1:42.553		BEST LAP TIME : 1:43.089		DIFFERENCE : 0.536				
D1: Philip TANG		D2: Shaun THONG						
LAP	SECTOR 1	SECTOR 2	SECTOR 3	SPEED TRAP	LAP TIME	KPH	DIFF	TIME OF DAY
1 - D2		34.407	49.162		2:00.709	136.08	17.620	13:09:46.168
2 - D2	25.975	33.354	46.659	264.0	1:45.988	154.98	2.899	13:11:32.156
3 - D2	25.344	32.706	45.666	270.0	1:43.716	158.38	0.627	13:13:15.872
4 - D2	25.583	32.805	45.551	269.3	1:43.939	158.04	0.850	13:14:59.811
5 - D2	25.323	32.315	45.995	267.9	1:43.633	158.50	0.544	13:16:43.444
6 - D2	25.489	32.930	45.412	268.6	1:43.831	158.20	0.742	13:18:27.275
7 - D2	25.443	32.863	45.114	268.6	1:43.420	158.83	0.331	13:20:10.695
8 - D2	25.368	32.917	45.162	269.3	1:43.447	158.79	0.358	13:21:54.142
9 - D2	25.434	32.652	45.711	269.3	1:43.797	158.25	0.708	13:23:37.939
10 - D2	25.357	32.968	45.207	267.3	1:43.532	158.66	0.443	13:25:21.471
11 - D2	25.477	32.996	45.230	268.6	1:43.703	158.40	0.614	13:27:05.174
12 - D2	25.538	33.108	45.514	270.0	1:44.160	157.70	1.071	13:28:49.334
13 - D2	25.508	33.066	46.400	266.0	1:44.974	156.48	1.885	13:30:34.308
14 - D2	25.491	32.673	45.330	266.6	1:43.494	158.72	0.405	13:32:17.802
15 - D2	25.734	32.754	45.722	260.8	1:44.210	157.63	1.121	13:34:02.012
16 - D2	25.370	32.651	45.229	266.0	1:43.250 (2)	159.09	0.161	13:35:45.262
17 - D2	25.250	32.751	45.088	265.3	1:43.089 (1)	159.34		13:37:28.351
18 - D2	25.314	32.939	45.111	262.1	1:43.364 (3)	158.92	0.275	13:39:11.715
19 - D2	25.150	32.665	IN PIT	267.3	1:48.676 P	151.15	5.587	13:41:00.391
20 - D1	OUTLAP	34.551	47.537	134.1	3:16.989	83.38	1:33.900	13:44:17.380
21 - D1	26.411	34.158	46.734	263.4	1:47.303	153.08	4.214	13:46:04.683
22 - D1	26.239	35.236	47.547	265.3	1:49.022	150.67	5.933	13:47:53.705
23 - D1	26.097	34.463	46.961	266.0	1:47.521	152.77	4.432	13:49:41.226
24 - D1	25.836	34.232	47.126	266.0	1:47.194	153.24	4.105	13:51:28.420
25 - D1	26.195	40.827	54.243	265.3	2:01.265	135.46	18.176	13:53:29.685
26 - D1	27.648	36.930	1:02.511	205.3	2:07.089	129.25	24.000	13:55:36.774
27 - D1	53.909	1:01.766	52.558	89.3	2:48.233	97.64	1:05.144	13:58:25.007
28 - D1	27.460	35.894	48.978	236.8	1:52.332	146.23	9.243	14:00:17.339
29 - D1	26.233	35.079	48.631	254.1	1:49.943	149.41	6.854	14:02:07.282
30 - D1	25.979	35.124	47.712	265.3	1:48.815	150.96	5.726	14:03:56.097
31 - D1	25.948	34.989	48.347	266.0	1:49.284	150.31	6.195	14:05:45.381
32 - D1	26.095	34.947	47.366	263.4	1:48.408	151.52	5.319	14:07:33.789
33 - D1	26.294	34.402	47.127	264.7	1:47.823	152.34	4.734	14:09:21.612

Weather / Track : Cloudy / Dry

Fuji Speedway
Circuit Length = 4.563 km
Start: 13:07 Flag 14:08 End: 14:13

Blancpain GT World Challenge Asia

RACE 2 - SECTOR ANALYSIS

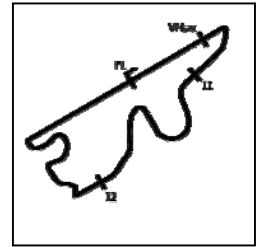


SECTOR 1 = FL to I1, SECTOR 2 = I1 to I2 SECTOR 3 = I2 to I3, SECTOR 4 = I3 to FL, DIFF = Difference To Personal Best Lap, P = Crossed Finish Line in Pit Lane, D = Time Disallowed

P16 51 GT3AM AMAC Motorsport			Lamborghini Huracan GT3 EVO					
IDEAL LAP TIME : 1:43.354		BEST LAP TIME : 1:43.573		DIFFERENCE : 0.219				
D1: Andrew MACPHERSON		D2: William Ben PORTER						
LAP	SECTOR 1	SECTOR 2	SECTOR 3	SPEED TRAP	LAP TIME	KPH	DIFF	TIME OF DAY
1 - D2		34.129	48.737		2:01.163	135.57	17.590	13:09:46.622
2 - D2	26.239	33.761	47.012	241.6	1:47.012	153.50	3.439	13:11:33.634
3 - D2	26.067	33.498	45.959	246.5	1:45.524	155.66	1.951	13:13:19.158
4 - D2	25.566	33.739	45.827	262.7	1:45.132	156.24	1.559	13:15:04.290
5 - D2	25.262	32.879	45.432	263.4	1:43.573 (1)	158.60		13:16:47.863
6 - D2	25.249	33.349	45.549	264.7	1:44.147	157.72	0.574	13:18:32.010
7 - D2	25.431	33.019	45.226	261.5	1:43.676 (2)	158.44	0.103	13:20:15.686
8 - D2	25.495	33.158	45.304	262.1	1:43.957	158.01	0.384	13:21:59.643
9 - D2	25.567	33.581	45.706	261.5	1:44.854	156.66	1.281	13:23:44.497
10 - D2	25.388	32.974	45.515	261.5	1:43.877 (3)	158.13	0.304	13:25:28.374
11 - D2	25.936	33.144	46.164	262.7	1:45.244	156.08	1.671	13:27:13.618
12 - D2	25.365	33.273	46.980	263.4	1:45.618	155.53	2.045	13:28:59.236
13 - D2	25.485	33.165	47.046	263.4	1:45.696	155.41	2.123	13:30:44.932
14 - D2	25.490	33.817	45.635	265.3	1:44.942	156.53	1.369	13:32:29.874
15 - D2	25.656	33.533	45.699	258.9	1:44.888	156.61	1.315	13:34:14.762
16 - D2	25.655	33.891	45.989	262.1	1:45.535	155.65	1.962	13:36:00.297
17 - D2	25.506	33.665	45.986	260.2	1:45.157	156.21	1.584	13:37:45.454
18 - D2	25.843	33.291	45.640	260.8	1:44.774	156.78	1.201	13:39:30.228
19 - D2	25.544	32.914	IN PIT	263.4	1:49.487 P	150.03	5.914	13:41:19.715
20 - D1	OUTLAP	35.970	47.185	123.7	3:25.297	80.01	1:41.724	13:44:45.012
21 - D1	26.165	34.068	47.299	258.9	1:47.532	152.76	3.959	13:46:32.544
22 - D1	26.079	34.038	46.598	260.2	1:46.715	153.93	3.142	13:48:19.259
23 - D1	26.056	34.320	47.283	260.8	1:47.659	152.58	4.086	13:50:06.918
24 - D1	26.121	34.594	47.200	261.5	1:47.915	152.21	4.342	13:51:54.833
25 - D1	26.779	36.727	49.806	258.9	1:53.312	144.96	9.739	13:53:48.145
26 - D1	28.416	36.531	51.399	203.0	1:56.346	141.18	12.773	13:55:44.491
27 - D1	51.276	1:01.422	50.786	72.0	2:43.484	100.47	59.911	13:58:27.975
28 - D1	26.605	36.275	47.040	244.8	1:49.920	149.44	6.347	14:00:17.895
29 - D1	26.509	35.870	48.216	264.0	1:50.595	148.53	7.022	14:02:08.490
30 - D1	26.450	34.563	47.966	258.3	1:48.979	150.73	5.406	14:03:57.469
31 - D1	26.174	34.575	47.629	262.7	1:48.378	151.56	4.805	14:05:45.847
32 - D1	26.043	35.027	48.078	262.1	1:49.148	150.50	5.575	14:07:34.995
33 - D1	26.082	34.465	47.360	260.2	1:47.907	152.23	4.334	14:09:22.902

Blancpain GT World Challenge Asia

RACE 2 - SECTOR ANALYSIS

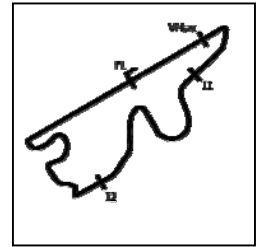


SECTOR 1 = FL to I1, SECTOR 2 = I1 to I2 SECTOR 3 = I2 to I3, SECTOR 4 = I3 to FL, DIFF = Difference To Personal Best Lap, P = Crossed Finish Line in Pit Lane, D = Time Disallowed

P17 88 GT3PA Craft-Bamboo Racing				Mercedes-AMG GT3				
IDEAL LAP TIME : 1:41.418		BEST LAP TIME : 1:41.543		DIFFERENCE : 0.125				
D1: Jeffrey LEE		D2: Alessio PICARIELLO						
LAP	SECTOR 1	SECTOR 2	SECTOR 3	SPEED TRAP	LAP TIME	KPH	DIFF	TIME OF DAY
1 - D2		32.197	44.417		1:50.603	148.51	9.060	13:09:36.062
2 - D2	25.070	31.931	44.542	257.7	1:41.543 (1)	161.77		13:11:17.605
3 - D2	25.183	32.032	44.465	258.9	1:41.680 (2)	161.55	0.137	13:12:59.285
4 - D2	25.075	32.096	44.690	258.9	1:41.861 (3)	161.26	0.318	13:14:41.146
5 - D2	25.165	32.312	44.710	258.9	1:42.187	160.75	0.644	13:16:23.333
6 - D2	25.090	32.243	44.722	258.3	1:42.055	160.96	0.512	13:18:05.388
7 - D2	25.373	32.177	44.637	258.9	1:42.187	160.75	0.644	13:19:47.575
8 - D2	25.189	32.171	44.703	260.8	1:42.063	160.94	0.520	13:21:29.638
9 - D2	25.240	32.795	44.959	260.8	1:42.994	159.49	1.451	13:23:12.632
10 - D2	25.269	32.315	45.240	258.3	1:42.824	159.75	1.281	13:24:55.456
11 - D2	25.443	32.246	44.839	258.3	1:42.528	160.21	0.985	13:26:37.984
12 - D2	25.304	32.212	44.845	260.2	1:42.361	160.47	0.818	13:28:20.345
13 - D2	25.378	32.277	44.934	257.7	1:42.589	160.12	1.046	13:30:02.934
14 - D2	25.317	32.132	45.232	260.2	1:42.681	159.97	1.138	13:31:45.615
15 - D2	25.440	32.381	45.150	257.7	1:42.971	159.52	1.428	13:33:28.586
16 - D2	25.227	32.485	45.156	258.9	1:42.868	159.68	1.325	13:35:11.454
17 - D2	25.241	32.105	45.174	260.2	1:42.520	160.23	0.977	13:36:53.974
18 - D2	25.162	32.118	45.122	260.2	1:42.402	160.41	0.859	13:38:36.376
19 - D2	25.179	32.242	45.449	260.8	1:42.870	159.68	1.327	13:40:19.246
20 - D2	25.136	32.040	IN PIT	260.8	1:46.977 P	153.55	5.434	13:42:06.223
21 - D1	OUTLAP	33.975	46.087	132.3	3:14.506	84.45	1:32.963	13:45:20.729
22 - D1	25.607	33.648	47.278	260.2	1:46.533	154.19	4.990	13:47:07.262
23 - D1	25.722	33.515	46.134	258.3	1:45.371	155.89	3.828	13:48:52.633
24 - D1	25.798	33.840	47.310	259.6	1:46.948	153.59	5.405	13:50:39.581
25 - D1	25.674	33.685	48.829	260.8	1:48.188	151.83	6.645	13:52:27.769
26 - D1	38.412	1:02.343	1:13.822	183.6	2:54.577	94.09	1:13.034	13:55:22.346
27 - D1	53.545	1:03.477	52.070	86.9	2:49.092	97.14	1:07.549	13:58:11.438
28 - D1	25.729	34.238	46.529	256.5	1:46.496	154.24	4.953	13:59:57.934
29 - D1	26.201	33.665	47.841	258.9	1:47.707	152.51	6.164	14:01:45.641
30 - D1	25.625	34.357	46.785	259.6	1:46.767	153.85	5.224	14:03:32.408
31 - D1	25.779	34.274	46.991	258.9	1:47.044	153.45	5.501	14:05:19.452
32 - D1	26.272	34.086	IN PIT	247.1	1:54.657 P	143.26	13.114	14:07:14.109
33 - D1	OUTLAP	34.312	48.895	142.2	2:13.547	123.00	32.004	14:09:27.656

Blancpain GT World Challenge Asia

RACE 2 - SECTOR ANALYSIS



SECTOR 1 = FL to I1, SECTOR 2 = I1 to I2 SECTOR 3 = I2 to I3, SECTOR 4 = I3 to FL, DIFF = Difference To Personal Best Lap, P = Crossed Finish Line in Pit Lane, D = Time Disallowed

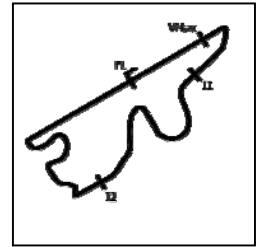
P18 777 GT3AM CarGuy Racing				Ferrari 488 GT3				
IDEAL LAP TIME : 1:43.407		BEST LAP TIME : 1:43.452		DIFFERENCE : 0.045				
D1: Yusuke YAMASAKI		D2: Takeshi KIMURA						
LAP	SECTOR 1	SECTOR 2	SECTOR 3	SPEED TRAP	LAP TIME	KPH	DIFF	TIME OF DAY
1 - D2		35.037	48.971		2:02.050	134.59	18.598	13:09:47.509
2 - D2	25.693	33.933	46.645	267.3	1:46.271	154.57	2.819	13:11:33.780
3 - D2	25.616	33.330	45.618	267.9	1:44.564	157.09	1.112	13:13:18.344
4 - D2	25.709	34.808	46.205	267.9	1:46.722	153.92	3.270	13:15:05.066
5 - D2	25.337	33.214	46.098	267.9	1:44.649	156.97	1.197	13:16:49.715
6 - D2	25.596	33.098	45.745	267.3	1:44.439 (3)	157.28	0.987	13:18:34.154
7 - D2	25.263	33.286	46.249	268.6	1:44.798	156.74	1.346	13:20:18.952
8 - D2	25.245	32.724	45.483	268.6	1:43.452 (1)	158.78		13:22:02.404
9 - D2	25.200	32.992	45.681	269.3	1:43.873 (2)	158.14	0.421	13:23:46.277
10 - D2	25.397	33.299	46.660	267.3	1:45.356	155.91	1.904	13:25:31.633
11 - D2	25.247	33.330	46.691	267.9	1:45.268	156.04	1.816	13:27:16.901
12 - D2	25.862	33.641	45.682	265.3	1:45.185	156.17	1.733	13:29:02.086
13 - D2	25.586	33.091	45.942	255.3	1:44.619	157.01	1.167	13:30:46.705
14 - D2	25.437	33.535	45.576	267.3	1:44.548	157.12	1.096	13:32:31.253
15 - D2	26.622	33.464	45.700	210.1	1:45.786	155.28	2.334	13:34:17.039
16 - D2	25.389	33.488	45.943	267.9	1:44.820	156.71	1.368	13:36:01.859
17 - D2	26.174	33.686	45.528	222.6	1:45.388	155.86	1.936	13:37:47.247
18 - D2	25.454	33.466	45.528	266.6	1:44.448	157.27	0.996	13:39:31.695
19 - D2	25.334	33.650	IN PIT	268.6	1:52.636 P	145.83	9.184	13:41:24.331
20 - D1	OUTLAP	34.237	46.808	138.2	3:12.854	85.17	1:29.402	13:44:37.185
21 - D1	25.625	33.771	46.697	266.0	1:46.093	154.83	2.641	13:46:23.278
22 - D1	26.000	33.897	48.040	262.7	1:47.937	152.18	4.485	13:48:11.215
23 - D1	25.870	34.823	47.234	265.3	1:47.927	152.20	4.475	13:49:59.142
24 - D1	25.735	34.399	47.357	266.0	1:47.491	152.82	4.039	13:51:46.633
25 - D1	26.985	35.959	48.635	251.1	1:51.579	147.22	8.127	13:53:38.212
26 - D1	28.238	37.248	57.795	208.4	2:03.281	133.24	19.829	13:55:41.493
27 - D1	52.434	1:01.470	50.774	84.5	2:44.678	99.75	1:01.226	13:58:26.171
28 - D1	26.881	34.753	47.150	266.6	1:48.784	151.00	5.332	14:00:14.955
29 - D1	26.106	34.387	48.377	261.5	1:48.870	150.88	5.418	14:02:03.825
30 - D1	25.756	34.128	46.715	264.0	1:46.599	154.09	3.147	14:03:50.424
31 - D1	25.849	33.749	46.150	266.6	1:45.748	155.33	2.296	14:05:36.172
32 - D1	26.036	34.344	IN PIT	260.8	1:55.139 P	142.66	11.687	14:07:31.311
33 - D1	OUTLAP	34.426	47.448	139.5	2:12.125	124.32	28.673	14:09:43.436

Weather / Track : Cloudy / Dry

Fuji Speedway
Circuit Length = 4.563 km
Start: 13:07 Flag 14:08 End: 14:13

Blancpain GT World Challenge Asia

RACE 2 - SECTOR ANALYSIS



SECTOR 1 = FL to I1, SECTOR 2 = I1 to I2, SECTOR 3 = I2 to I3, SECTOR 4 = I3 to FL, DIFF = Difference To Personal Best Lap, P = Crossed Finish Line in Pit Lane, D = Time Disallowed

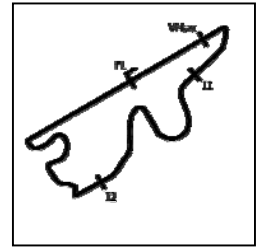
P19 390 GT3AM Kizashi Koshido Saccess Racing				Lamborghini Huracan GT3				
IDEAL LAP TIME : 1:45.667		BEST LAP TIME : 1:45.858		DIFFERENCE : 0.191				
D1: Tamotsu KONDO		D2: Motoharu SATO						
LAP	SECTOR 1	SECTOR 2	SECTOR 3	SPEED TRAP	LAP TIME	KPH	DIFF	TIME OF DAY
1 - D2		34.912	48.701		2:02.626	133.95	16.768	13:09:48.085
2 - D2	26.093	34.520	46.800	240.0	1:47.413	152.93	1.555	13:11:35.498
3 - D2	25.717	33.690	1:01.642	270.0	2:01.049	135.70	15.191	13:13:36.547
4 - D2	25.686	33.970	48.728	267.9	1:48.384	151.56	2.526	13:15:24.931
5 - D2	25.877	33.422	46.559	266.6	1:45.858 (1)	155.17		13:17:10.789
6 - D2	25.995	34.306	46.805	266.6	1:47.106	153.36	1.248	13:18:57.895
7 - D2	25.760	33.881	47.318	266.6	1:46.959	153.58	1.101	13:20:44.854
8 - D2	25.953	33.699	47.001	266.6	1:46.653 (2)	154.02	0.795	13:22:31.507
9 - D2	25.901	33.542	47.271	266.0	1:46.714 (3)	153.93	0.856	13:24:18.221
10 - D2	25.694	34.840	47.102	264.7	1:47.636	152.61	1.778	13:26:05.857
11 - D2	25.824	33.775	47.703	266.6	1:47.302	153.08	1.444	13:27:53.159
12 - D2	26.259	33.889	47.310	264.0	1:47.458	152.86	1.600	13:29:40.617
13 - D2	25.898	34.078	47.284	265.3	1:47.260	153.14	1.402	13:31:27.877
14 - D2	26.637	33.458	47.892	252.3	1:47.987	152.11	2.129	13:33:15.864
15 - D2	26.146	33.726	46.977	264.0	1:46.849	153.73	0.991	13:35:02.713
16 - D2	26.223	33.987	46.894	265.3	1:47.104	153.37	1.246	13:36:49.817
17 - D2	26.328	33.789	IN PIT	263.4	1:55.339 P	142.42	9.481	13:38:45.156
18 - D1	OUTLAP	33.852	47.342	137.4	3:15.318	84.10	1:29.460	13:42:00.474
19 - D1	26.176	34.576	47.631	259.6	1:48.383	151.56	2.525	13:43:48.857
20 - D1	26.044	34.726	47.340	265.3	1:48.110	151.94	2.252	13:45:36.967
21 - D1	26.003	35.103	47.190	266.0	1:48.296	151.68	2.438	13:47:25.263
22 - D1	26.355	35.950	47.562	266.6	1:49.867	149.51	4.009	13:49:15.130
23 - D1	25.989	34.931	49.288	265.3	1:50.208	149.05	4.350	13:51:05.338
24 - D1	27.189	37.826	49.401	250.5	1:54.416	143.57	8.558	13:52:59.754
25 - D1	27.684	52.519	1:13.188	225.0	2:33.391	107.09	47.533	13:55:33.145
26 - D1	54.567	1:01.945	53.278	88.3	2:49.790	96.74	1:03.932	13:58:22.935
27 - D1	26.615	34.526	49.546	237.3	1:50.687	148.40	4.829	14:00:13.622
28 - D1	26.192	35.720	50.260	245.4	1:52.172	146.44	6.314	14:02:05.794
29 - D1	26.364	34.832	48.187	261.5	1:49.383	150.17	3.525	14:03:55.177
30 - D1	25.971	34.189	47.283	266.6	1:47.443	152.88	1.585	14:05:42.620
31 - D1	25.811	34.368	47.323	265.3	1:47.502	152.80	1.644	14:07:30.122
32 - D1	27.564	35.719	47.769	205.7	1:51.052	147.91	5.194	14:09:21.174

Weather / Track : Cloudy / Dry

Fuji Speedway
Circuit Length = 4.563 km
Start: 13:07 Flag 14:08 End: 14:13

Blancpain GT World Challenge Asia

RACE 2 - SECTOR ANALYSIS



SECTOR 1 = FL to I1, SECTOR 2 = I1 to I2, SECTOR 3 = I2 to I3, SECTOR 4 = I3 to FL, DIFF = Difference To Personal Best Lap, P = Crossed Finish Line in Pit Lane, D = Time Disallowed

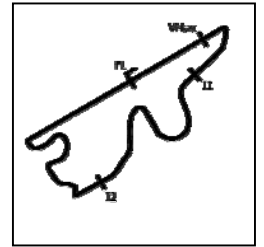
P20 17 GT3PA Anstone Racing				Mercedes-AMG GT3				
IDEAL LAP TIME : 1:41.729		BEST LAP TIME : 1:41.835		DIFFERENCE : 0.106				
D1: Xu WEI		D2: Naoki YOKOMIZO						
LAP	SECTOR 1	SECTOR 2	SECTOR 3	SPEED TRAP	LAP TIME	KPH	DIFF	TIME OF DAY
1 - D2		32.708	44.665		1:51.660	147.11	9.825	13:09:37.119
2 - D2	25.052	32.228	44.555	262.7	1:41.835 (1)	161.30		13:11:18.954
3 - D2	24.967	32.362	44.638	263.4	1:41.967 (2)	161.09	0.132	13:13:00.921
4 - D2	24.946	32.278	45.148	262.1	1:42.372 (3)	160.46	0.537	13:14:43.293
5 - D2	25.092	32.580	44.960	263.4	1:42.632	160.05	0.797	13:16:25.925
6 - D2	25.058	32.274	45.296	261.5	1:42.628	160.06	0.793	13:18:08.553
7 - D2	25.249	32.356	45.068	262.7	1:42.673	159.99	0.838	13:19:51.226
8 - D2	25.214	32.569	44.967	262.7	1:42.750	159.87	0.915	13:21:33.976
9 - D2	25.196	32.538	45.526	262.7	1:43.260	159.08	1.425	13:23:17.236
10 - D2	25.144	32.652	45.143	262.1	1:42.939	159.57	1.104	13:25:00.175
11 - D2	25.130	33.021	44.958	263.4	1:43.109	159.31	1.274	13:26:43.284
12 - D2	25.239	32.773	45.605	262.7	1:43.617	158.53	1.782	13:28:26.901
13 - D2	25.188	32.599	45.163	259.6	1:42.950	159.56	1.115	13:30:09.851
14 - D2	25.251	32.582	45.657	261.5	1:43.490	158.72	1.655	13:31:53.341
15 - D2	25.354	32.612	45.075	260.8	1:43.041	159.42	1.206	13:33:36.382
16 - D2	25.316	32.605	45.243	260.8	1:43.164	159.22	1.329	13:35:19.546
17 - D2	25.372	32.550	45.230	262.7	1:43.152	159.24	1.317	13:37:02.698
18 - D2	25.194	32.591	45.060	262.1	1:42.845	159.72	1.010	13:38:45.543
19 - D2	25.210	32.663	IN PIT	262.1	1:49.362 P	150.20	7.527	13:40:34.905
20 - D1	OUTLAP	34.535	46.261	135.5	3:19.452	82.35	1:37.617	13:43:54.357
21 - D1	25.926	34.361	45.966	262.1	1:46.253	154.60	4.418	13:45:40.610
22 - D1	25.712	33.635	45.674	262.7	1:45.021	156.41	3.186	13:47:25.631
23 - D1	26.222	33.831	45.724	266.0	1:45.777	155.29	3.942	13:49:11.408
24 - D1	25.978	33.772	45.750	264.0	1:45.500	155.70	3.665	13:50:56.908
25 - D1	25.750	33.791	47.175	262.7	1:46.716	153.93	4.881	13:52:43.624
26 - D1	29.022	58.642	1:13.604	196.7	2:41.268	101.86	59.433	13:55:24.892
27 - D1	53.090	1:03.627	51.516	82.1	2:48.233	97.64	1:06.398	13:58:13.125
28 - D1	26.001	34.165	46.211	261.5	1:46.377	154.42	4.542	13:59:59.502
29 - D1	25.450	33.264	48.165	266.0	1:46.879	153.69	5.044	14:01:46.381
30 - D1	27.042	43.590	IN PIT	260.8	2:25.079 P	113.22	43.244	14:04:11.460
31 - D1	OUTLAP	38.717	54.504	124.5	3:16.183	83.73	1:34.348	14:07:27.643
32 - D1	30.917	38.709	55.752	204.1	2:05.378	131.01	23.543	14:09:33.021

Weather / Track : Cloudy / Dry

Fuji Speedway
Circuit Length = 4.563 km
Start: 13:07 Flag 14:08 End: 14:13

Blancpain GT World Challenge Asia

RACE 2 - SECTOR ANALYSIS



SECTOR 1 = FL to I1, SECTOR 2 = I1 to I2 SECTOR 3 = I2 to I3, SECTOR 4 = I3 to FL, DIFF = Difference To Personal Best Lap, P = Crossed Finish Line in Pit Lane, D = Time Disallowed

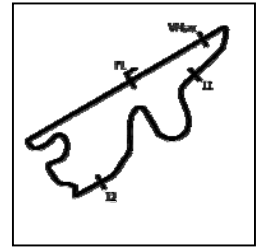
P21 81 GT4AM BMW Team Studie			BMW M4 GT4					
IDEAL LAP TIME : 1:51.113		BEST LAP TIME : 1:51.430		DIFFERENCE : 0.317				
D1: Takayuki KINOSHITA		D2: Sunako JUKUCHOU						
LAP	SECTOR 1	SECTOR 2	SECTOR 3	SPEED TRAP	LAP TIME	KPH	DIFF	TIME OF DAY
1 - D2		35.985	49.142		2:04.953	131.46	13.523	13:09:50.412
2 - D2	27.034	36.195	48.905	251.7	1:52.134	146.49	0.704	13:11:42.546
3 - D2	27.200	35.746	48.484	251.1	1:51.430 (1)	147.41		13:13:33.976
4 - D2	27.070	35.938	49.006	248.2	1:52.014	146.64	0.584	13:15:25.990
5 - D2	27.398	36.683	48.386	248.2	1:52.467	146.05	1.037	13:17:18.457
6 - D2	27.136	35.956	48.796	247.7	1:51.888	146.81	0.458	13:19:10.345
7 - D2	27.160	35.703	48.886	243.7	1:51.749 (2)	146.99	0.319	13:21:02.094
8 - D2	27.149	36.063	48.761	250.5	1:51.973	146.70	0.543	13:22:54.067
9 - D2	27.455	35.693	48.839	242.6	1:51.987	146.68	0.557	13:24:46.054
10 - D2	27.373	35.849	48.776	243.2	1:51.998	146.67	0.568	13:26:38.052
11 - D2	27.318	35.708	50.259	246.0	1:53.285	145.00	1.855	13:28:31.337
12 - D2	27.490	35.774	48.940	248.8	1:52.204	146.40	0.774	13:30:23.541
13 - D2	27.264	35.797	49.060	247.7	1:52.121	146.50	0.691	13:32:15.662
14 - D2	27.308	36.303	49.279	244.3	1:52.890	145.51	1.460	13:34:08.552
15 - D2	27.133	35.840	48.881	244.3	1:51.854 (3)	146.85	0.424	13:36:00.406
16 - D2	27.559	36.756	49.017	234.7	1:53.332	144.94	1.902	13:37:53.738
17 - D2	27.423	35.728	IN PIT	241.0	1:58.587 P	138.52	7.157	13:39:52.325
18 - D1	OUTLAP	35.994	49.382	127.8	3:30.113	78.18	1:38.683	13:43:22.438
19 - D1	27.484	36.321	49.478	238.9	1:53.283	145.00	1.853	13:45:15.721
20 - D1	27.598	36.163	49.954	243.7	1:53.715	144.45	2.285	13:47:09.436
21 - D1	27.603	36.218	48.884	236.3	1:52.705	145.75	1.275	13:49:02.141
22 - D1	27.982	36.593	49.360	241.0	1:53.935	144.17	2.505	13:50:56.076
23 - D1	28.484	36.191	49.900	242.6	1:54.575	143.37	3.145	13:52:50.651
24 - D1	28.264	54.855	1:14.315	220.4	2:37.434	104.34	46.004	13:55:28.085
25 - D1	53.841	1:02.369	54.604	91.2	2:50.814	96.16	59.384	13:58:18.899
26 - D1	28.486	36.420	49.707	236.3	1:54.613	143.32	3.183	14:00:13.512
27 - D1	28.079	36.842	50.235	239.4	1:55.156	142.64	3.726	14:02:08.668
28 - D1	27.321	36.134	49.224	251.1	1:52.679	145.78	1.249	14:04:01.347
29 - D1	27.204	36.317	49.295	242.1	1:52.816	145.60	1.386	14:05:54.163
30 - D1	27.378	35.749	48.914	244.3	1:52.041	146.61	0.611	14:07:46.204
31 - D1	27.542	36.646	50.064	239.4	1:54.252	143.77	2.822	14:09:40.456

Weather / Track : Cloudy / Dry

Fuji Speedway
Circuit Length = 4.563 km
Start: 13:07 Flag 14:08 End: 14:13

Blancpain GT World Challenge Asia

RACE 2 - SECTOR ANALYSIS



SECTOR 1 = FL to I1, SECTOR 2 = I1 to I2 SECTOR 3 = I2 to I3, SECTOR 4 = I3 to FL, DIFF = Difference To Personal Best Lap, P = Crossed Finish Line in Pit Lane, D = Time Disallowed

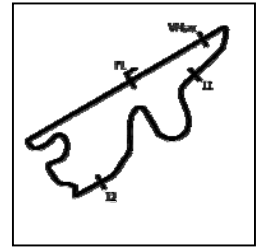
P22 199 GT4AM Team iRace.Win			Mercedes-AMG GT4					
IDEAL LAP TIME : 1:51.342		BEST LAP TIME : 1:52.319		DIFFERENCE : 0.977				
D1: Keo CHANG		D2: Joe CHI						
LAP	SECTOR 1	SECTOR 2	SECTOR 3	SPEED TRAP	LAP TIME	KPH	DIFF	TIME OF DAY
1 - D2		36.526	51.509		2:08.292	128.04	15.973	13:09:53.751
2 - D2	27.625	36.070	50.089	250.0	1:53.784	144.36	1.465	13:11:47.535
3 - D2	27.930	36.277	48.860	248.2	1:53.067	145.28	0.748	13:13:40.602
4 - D2	27.663	35.883	49.049	236.3	1:52.595	145.89	0.276	13:15:33.197
5 - D2	27.331	35.940	49.081	248.8	1:52.352 (2)	146.20	0.033	13:17:25.549
6 - D2	27.074	36.117	49.128	247.7	1:52.319 (1)	146.25		13:19:17.868
7 - D2	27.445	35.634	49.612	240.5	1:52.691	145.76	0.372	13:21:10.559
8 - D2	27.210	35.572	49.785	249.4	1:52.567	145.92	0.248	13:23:03.126
9 - D2	27.568	35.738	49.570	245.4	1:52.876	145.52	0.557	13:24:56.002
10 - D2	27.332	36.303	49.465	244.8	1:53.100	145.24	0.781	13:26:49.102
11 - D2	27.760	35.787	50.332	251.7	1:53.879	144.24	1.560	13:28:42.981
12 - D2	27.553	35.832	50.267	248.8	1:53.652	144.53	1.333	13:30:36.633
13 - D2	27.720	35.928	49.762	245.4	1:53.410	144.84	1.091	13:32:30.043
14 - D2	27.588	36.147	49.662	234.2	1:53.397	144.86	1.078	13:34:23.440
15 - D2	27.462	35.408	50.389	250.5	1:53.259	145.03	0.940	13:36:16.699
16 - D2	29.189	36.324	49.497	250.5	1:55.010	142.82	2.691	13:38:11.709
17 - D2	28.282	36.155	49.616	219.9	1:54.053	144.02	1.734	13:40:05.762
18 - D2	27.390	36.446	IN PIT	241.6	1:59.432 P	137.54	7.113	13:42:05.194
19 - D1	OUTLAP	36.424	49.030	125.1	3:18.971	82.55	1:26.652	13:45:24.165
20 - D1	27.529	36.003	49.012	246.5	1:52.544 (3)	145.95	0.225	13:47:16.709
21 - D1	27.700	35.854	49.280	237.8	1:52.834	145.58	0.515	13:49:09.543
22 - D1	28.038	36.603	49.121	238.9	1:53.762	144.39	1.443	13:51:03.305
23 - D1	28.529	37.476	49.639	219.9	1:55.644	142.04	3.325	13:52:58.949
24 - D1	27.610	51.814	1:13.569	210.1	2:32.993	107.36	40.674	13:55:31.942
25 - D1	54.337	1:02.185	53.337	82.1	2:49.859	96.70	57.540	13:58:21.801
26 - D1	28.176	35.971	49.923	237.3	1:54.070	144.00	1.751	14:00:15.871
27 - D1	28.231	37.487	49.387	230.7	1:55.105	142.71	2.786	14:02:10.976
28 - D1	27.435	36.200	49.289	242.6	1:52.924	145.46	0.605	14:04:03.900
29 - D1	27.755	35.863	49.117	241.6	1:52.735	145.71	0.416	14:05:56.635
30 - D1	27.701	36.611	49.142	236.8	1:53.454	144.78	1.135	14:07:50.089
31 - D1	27.685	36.029	49.247	235.2	1:52.961	145.42	0.642	14:09:43.050

Weather / Track : Cloudy / Dry

Fuji Speedway
 Circuit Length = 4.563 km
 Start: 13:07 Flag 14:08 End: 14:13

Blancpain GT World Challenge Asia

RACE 2 - SECTOR ANALYSIS



SECTOR 1 = FL to I1, SECTOR 2 = I1 to I2 SECTOR 3 = I2 to I3, SECTOR 4 = I3 to FL, DIFF = Difference To Personal Best Lap, P = Crossed Finish Line in Pit Lane, D = Time Disallowed

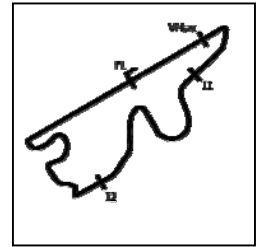
P23 111 GT4AM Team iRace.Win			Mercedes-AMG GT4					
IDEAL LAP TIME : 1:51.451		BEST LAP TIME : 1:52.107		DIFFERENCE : 0.656				
D1: Ringo CHONG		D2: Setiawan SANTOSO						
LAP	SECTOR 1	SECTOR 2	SECTOR 3	SPEED TRAP	LAP TIME	KPH	DIFF	TIME OF DAY
1 - D2		36.337	50.513		2:07.758	128.57	15.651	13:09:53.217
2 - D2	27.347	37.448	49.675	246.5	1:54.470	143.50	2.363	13:11:47.687
3 - D2	27.519	35.952	49.175	250.5	1:52.646	145.82	0.539	13:13:40.333
4 - D2	27.350	35.706	49.051	245.4	1:52.107 (1)	146.52		13:15:32.440
5 - D2	27.194	36.216	49.104	248.2	1:52.514 (3)	145.99	0.407	13:17:24.954
6 - D2	28.034	36.754	49.018	244.8	1:53.806	144.34	1.699	13:19:18.760
7 - D2	27.460	35.930	49.155	251.1	1:52.545	145.95	0.438	13:21:11.305
8 - D2	27.372	35.547	50.409	250.5	1:53.328	144.94	1.221	13:23:04.633
9 - D2	27.652	36.209	49.742	246.5	1:53.603	144.59	1.496	13:24:58.236
10 - D2	27.399	36.414	49.920	249.4	1:53.733	144.43	1.626	13:26:51.969
11 - D2	27.475	36.315	50.500	248.8	1:54.290	143.72	2.183	13:28:46.259
12 - D2	27.718	36.460	50.048	247.1	1:54.226	143.80	2.119	13:30:40.485
13 - D2	29.115	38.378	50.596	250.0	1:58.089	139.10	5.982	13:32:38.574
14 - D2	27.976	37.111	IN PIT	243.7	2:03.986	P 132.48	11.879	13:34:42.560
15 - D1	OUTLAP	37.249	49.466	125.4	3:28.194	78.90	1:36.087	13:38:10.754
16 - D1	28.337	36.666	49.209	207.6	1:54.212	143.82	2.105	13:40:04.966
17 - D1	27.750	36.595	49.221	241.0	1:53.566	144.64	1.459	13:41:58.532
18 - D1	27.372	36.526	49.150	242.1	1:53.048	145.30	0.941	13:43:51.580
19 - D1	27.878	36.888	48.809	238.9	1:53.575	144.63	1.468	13:45:45.155
20 - D1	27.439	37.407	49.402	242.6	1:54.248	143.78	2.141	13:47:39.403
21 - D1	27.217	36.122	49.666	251.1	1:53.005	145.36	0.898	13:49:32.408
22 - D1	27.174	36.234	49.535	250.5	1:52.943	145.44	0.836	13:51:25.351
23 - D1	27.438	36.768	59.155	242.6	2:03.361	133.16	11.254	13:53:28.712
24 - D1	27.651	37.174	1:02.689	235.8	2:07.514	128.82	15.407	13:55:36.226
25 - D1	53.913	1:01.735	52.881	87.5	2:48.529	97.47	56.422	13:58:24.755
26 - D1	29.463	38.029	49.769	230.7	1:57.261	140.08	5.154	14:00:22.016
27 - D1	27.305	36.140	49.161	249.4	1:52.606	145.87	0.499	14:02:14.622
28 - D1	27.095	36.535	49.791	251.1	1:53.421	144.83	1.314	14:04:08.043
29 - D1	27.328	36.184	49.166	248.8	1:52.678	145.78	0.571	14:06:00.721
30 - D1	27.178	35.795	49.331	250.5	1:52.304 (2)	146.27	0.197	14:07:53.025
31 - D1	27.198	35.974	50.020	246.5	1:53.192	145.12	1.085	14:09:46.217

Weather / Track : Cloudy / Dry

Fuji Speedway
Circuit Length = 4.563 km
Start: 13:07 Flag 14:08 End: 14:13

Blancpain GT World Challenge Asia

RACE 2 - SECTOR ANALYSIS



SECTOR 1 = FL to I1, SECTOR 2 = I1 to I2 SECTOR 3 = I2 to I3, SECTOR 4 = I3 to FL, DIFF = Difference To Personal Best Lap, P = Crossed Finish Line in Pit Lane, D = Time Disallowed

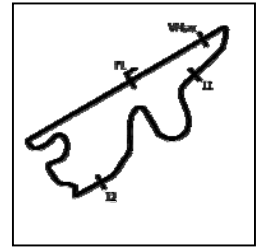
P24 11 GT4AM GTO Racing with TTR				Mercedes-AMG GT4					
IDEAL LAP TIME : 1:51.773		BEST LAP TIME : 1:52.009		DIFFERENCE : 0.236					
D1: Brian LEE		D2: Tony FONG							
LAP	SECTOR 1	SECTOR 2	SECTOR 3	SPEED TRAP	LAP TIME	KPH	DIFF	TIME OF DAY	
1 - D2		37.475	50.549		2:10.251	126.11	18.242	13:09:55.710	
2 - D2	27.572	44.281	49.936	248.2	2:01.789	134.87	9.780	13:11:57.499	
3 - D2	27.434	36.294	49.480	243.7	1:53.208	145.10	1.199	13:13:50.707	
4 - D2	27.265	36.222	49.683	248.8	1:53.170	145.15	1.161	13:15:43.877	
5 - D2	28.756	36.752	49.421	250.0	1:54.929	142.92	2.920	13:17:38.806	
6 - D2	27.475	36.296	49.774	247.7	1:53.545	144.67	1.536	13:19:32.351	
7 - D2	27.804	36.455	49.802	248.8	1:54.061	144.01	2.052	13:21:26.412	
8 - D2	27.481	36.921	51.305	250.0	1:55.707	141.96	3.698	13:23:22.119	
9 - D2	27.593	37.693	52.615	240.5	1:57.901	139.32	5.892	13:25:20.020	
10 - D2	29.375	37.753	52.929	222.6	2:00.057	136.82	8.048	13:27:20.077	
11 - D2	27.977	37.484	50.736	238.4	1:56.197	141.37	4.188	13:29:16.274	
12 - D2	27.725	36.636	50.884	246.5	1:55.245	142.53	3.236	13:31:11.519	
13 - D2	27.898	36.613	IN PIT	247.1	2:02.678	P 133.90	10.669	13:33:14.197	
14 - D1	OUTLAP	36.304	49.305	126.3	3:18.943	82.57	1:26.934	13:36:33.140	
15 - D1	28.233	36.542	49.313	248.2	1:54.088	143.98	2.079	13:38:27.228	
16 - D1	27.195	36.163	49.625	248.8	1:52.983	145.39	0.974	13:40:20.211	
17 - D1	27.247	36.122	49.728	248.8	1:53.097	145.24	1.088	13:42:13.308	
18 - D1	27.346	36.673	51.756	247.7	1:55.775	141.88	3.766	13:44:09.083	
19 - D1	27.547	36.558	50.410	247.7	1:54.515	143.44	2.506	13:46:03.598	
20 - D1	27.382	36.897	49.789	251.1	1:54.068	144.00	2.059	13:47:57.666	
21 - D1	27.185	36.351	49.039	250.5	1:52.575	(3) 145.91	0.566	13:49:50.241	
22 - D1	27.345	36.072	49.278	250.0	1:52.695	145.76	0.686	13:51:42.936	
23 - D1	28.342	36.528	49.554	251.1	1:54.424	143.56	2.415	13:53:37.360	
24 - D1	27.594	36.598	57.020	243.2	2:01.212	135.52	9.203	13:55:38.572	
25 - D1	53.674	1:01.936	52.413	80.8	2:48.023	97.76	56.014	13:58:26.595	
26 - D1	29.311	36.864	50.011	253.5	1:56.186	141.38	4.177	14:00:22.781	
27 - D1	27.729	36.822	49.410	247.1	1:53.961	144.14	1.952	14:02:16.742	
28 - D1	27.404	36.340	49.196	250.0	1:52.940	145.44	0.931	14:04:09.682	
29 - D1	27.209	36.000	48.982	251.7	1:52.191	(2) 146.41	0.182	14:06:01.873	
30 - D1	27.136	35.655	49.218	250.0	1:52.009	(1) 146.65		14:07:53.882	
31 - D1	27.315	36.315	49.113	248.8	1:52.743	145.70	0.734	14:09:46.625	

Weather / Track : Cloudy / Dry

Fuji Speedway
Circuit Length = 4.563 km
Start: 13:07 Flag 14:08 End: 14:13

Blancpain GT World Challenge Asia

RACE 2 - SECTOR ANALYSIS



SECTOR 1 = FL to I1, SECTOR 2 = I1 to I2 SECTOR 3 = I2 to I3, SECTOR 4 = I3 to FL, DIFF = Difference To Personal Best Lap, P = Crossed Finish Line in Pit Lane, D = Time Disallowed

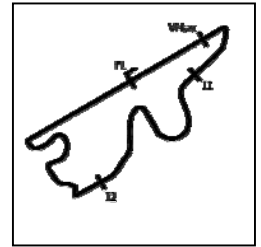
P25 77 GT4AM Craft-Bamboo Racing				Mercedes-AMG GT4				
IDEAL LAP TIME : 1:50.974		BEST LAP TIME : 1:51.380		DIFFERENCE : 0.406				
D1: Jean-Marc MERLIN		D2: David PUN						
LAP	SECTOR 1	SECTOR 2	SECTOR 3	SPEED TRAP	LAP TIME	KPH	DIFF	TIME OF DAY
1 - D2		35.997	48.980		2:04.384	132.06	13.004	13:09:49.843
2 - D2	27.276	36.395	48.474	250.0	1:52.145	146.47	0.765	13:11:41.988
3 - D2	27.414	35.632	48.334	248.8	1:51.380 (1)	147.48		13:13:33.368
4 - D2	27.285	35.510	49.420	246.5	1:52.215	146.38	0.835	13:15:25.583
5 - D2	27.671	36.422	48.239	248.2	1:52.332	146.23	0.952	13:17:17.915
6 - D2	27.307	36.126	48.445	245.4	1:51.878	(2) 146.82	0.498	13:19:09.793
7 - D2	27.295	36.019	48.644	248.2	1:51.958	146.72	0.578	13:21:01.751
8 - D2	27.815	36.070	48.891	246.5	1:52.776	145.65	1.396	13:22:54.527
9 - D2	27.510	35.831	49.004	244.8	1:52.345	146.21	0.965	13:24:46.872
10 - D2	27.659	35.738	48.557	244.8	1:51.954	146.72	0.574	13:26:38.826
11 - D2	27.539	36.289	49.084	247.1	1:52.912	145.48	1.532	13:28:31.738
12 - D2	27.506	35.717	49.425	248.8	1:52.648	145.82	1.268	13:30:24.386
13 - D2	27.782	36.068	49.521	243.7	1:53.371	144.89	1.991	13:32:17.757
14 - D2	27.293	36.216	49.429	245.4	1:52.938	145.44	1.558	13:34:10.695
15 - D1	27.396	35.811	IN PIT	245.4	2:00.228	P 136.63	8.848	13:36:10.923
16 - D1	OUTLAP	36.824	49.202	126.7	3:53.460	70.36	2:02.080	13:40:04.383
17 - D1	28.095	36.189	49.063	242.6	1:53.347	144.92	1.967	13:41:57.730
18 - D1	27.585	36.134	49.626	243.2	1:53.345	144.92	1.965	13:43:51.075
19 - D1	27.904	36.036	48.815	244.3	1:52.755	145.68	1.375	13:45:43.830
20 - D1	27.225	35.900	48.866	248.2	1:51.991	146.67	0.611	13:47:35.821
21 - D1	28.063	35.997	48.398	243.7	1:52.458	146.07	1.078	13:49:28.279
22 - D1	27.702	36.230	48.605	249.4	1:52.537	145.96	1.157	13:51:20.816
23 - D1	27.541	36.934	49.762	247.7	1:54.237	143.79	2.857	13:53:15.053
24 - D1	27.731	39.744	1:12.290	238.4	2:19.765	117.53	28.385	13:55:34.818
25 - D1	54.425	1:01.779	53.610	85.8	2:49.814	96.73	58.434	13:58:24.632
26 - D1	39.250	36.648	IN PIT	243.2	2:52.465	P 95.24	1:01.085	14:01:17.097
27 - D1	OUTLAP	36.891	49.178	126.7	3:22.429	81.14	1:31.049	14:04:39.526
28 - D1	27.899	35.716	48.427	235.8	1:52.042	146.61	0.662	14:06:31.568
29 - D1	27.491	36.000	48.443	244.8	1:51.934	(3) 146.75	0.554	14:08:23.502
30 - D1	27.692	35.980	48.742	244.8	1:52.414	146.12	1.034	14:10:15.916

Weather / Track : Cloudy / Dry

Fuji Speedway
Circuit Length = 4.563 km
Start: 13:07 Flag 14:08 End: 14:13

Blancpain GT World Challenge Asia

RACE 2 - SECTOR ANALYSIS



SECTOR 1 = FL to I1, SECTOR 2 = I1 to I2 SECTOR 3 = I2 to I3, SECTOR 4 = I3 to FL, DIFF = Difference To Personal Best Lap, P = Crossed Finish Line in Pit Lane, D = Time Disallowed

P26 27 GT3S HubAuto Corsa				Ferrari 488 GT3				
IDEAL LAP TIME : 1:41.795		BEST LAP TIME : 1:42.259		DIFFERENCE : 0.464				
D1: Marco SEEFRIED		D2: Yuya SAKAMOTO						
LAP	SECTOR 1	SECTOR 2	SECTOR 3	SPEED TRAP	LAP TIME	KPH	DIFF	TIME OF DAY
1 - D2		34.364	47.002		1:57.418	139.89	15.159	13:09:42.877
2 - D2	25.194	32.822	45.352	264.7	1:43.368	158.91	1.109	13:11:26.245
3 - D2	25.209	33.184	45.751	266.0	1:44.144	157.73	1.885	13:13:10.389
4 - D2	26.000	33.081	45.456	256.5	1:44.537	157.13	2.278	13:14:54.926
5 - D2	25.184	32.886	45.461	266.0	1:43.531	158.66	1.272	13:16:38.457
6 - D2	25.280	32.774	45.154	263.4	1:43.208	159.16	0.949	13:18:21.665
7 - D2	25.268	32.703	44.981	265.3	1:42.952	159.55	0.693	13:20:04.617
8 - D2	25.247	32.811	45.384	266.0	1:43.442	158.80	1.183	13:21:48.059
9 - D2	25.308	32.611	44.984	266.6	1:42.903	159.63	0.644	13:23:30.962
10 - D2	25.279	32.876	45.755	264.0	1:43.910	158.08	1.651	13:25:14.872
11 - D2	25.368	33.183	45.525	263.4	1:44.076	157.83	1.817	13:26:58.948
12 - D2	25.169	33.293	45.181	265.3	1:43.643	158.49	1.384	13:28:42.591
13 - D2	25.109	32.826	45.085	263.4	1:43.020	159.45	0.761	13:30:25.611
14 - D2	25.612	33.149	45.310	266.0	1:44.071	157.84	1.812	13:32:09.682
15 - D2	25.264	32.624	IN PIT	262.7	1:48.679	P 151.14	6.420	13:33:58.361
16 - D1	OUTLAP	33.292	45.424	129.1	3:17.036	83.36	1:34.777	13:37:15.397
17 - D1	25.813	32.946	45.197	250.0	1:43.956	158.01	1.697	13:38:59.353
18 - D1	25.369	33.006	44.915	261.5	1:43.290	159.03	1.031	13:40:42.643
19 - D1	25.176	32.903	45.702	262.7	1:43.781	158.28	1.522	13:42:26.424
20 - D1	25.293	32.392	44.650	262.7	1:42.335	160.51	0.076	13:44:08.759
21 - D1	25.081	32.118	45.060	265.3	1:42.259	(1) 160.63		13:45:51.018
22 - D1	25.027	33.022	46.507	263.4	1:44.556	157.11	2.297	13:47:35.574
23 - D1	25.416	33.013	45.480	265.3	1:43.909	158.08	1.650	13:49:19.483
24 - D1	25.465	33.233	45.711	265.3	1:44.409	157.33	2.150	13:51:03.892
25 - D1	25.304	35.101	47.473	263.4	1:47.878	152.27	5.619	13:52:51.770
26 - D1	27.821	55.808	1:14.380	222.2	2:38.009	103.96	55.750	13:55:29.779
27 - D1	53.573	1:02.589	53.344	86.6	2:49.506	96.90	1:07.247	13:58:19.285
28 - D1	26.095	32.887	44.953	258.3	1:43.935	158.04	1.676	14:00:03.220
29 - D1	25.262	32.531	45.429	262.1	1:43.222	159.14	0.963	14:01:46.442

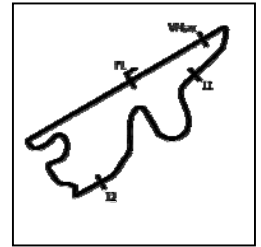
P27 55 GT3PA Craft-Bamboo Racing				Mercedes-AMG GT3				
IDEAL LAP TIME : 1:41.970		BEST LAP TIME : 1:42.077		DIFFERENCE : 0.107				
D1: Daniel AU		D2: Melvin MOH						
LAP	SECTOR 1	SECTOR 2	SECTOR 3	SPEED TRAP	LAP TIME	KPH	DIFF	TIME OF DAY
1 - D2		32.846	45.075		1:53.019	145.34	10.942	13:09:38.478
2 - D2	25.127	32.305	45.092	262.1	1:42.524	160.22	0.447	13:11:21.002
3 - D2	25.220	32.185	44.672	262.1	1:42.077	(1) 160.92		13:13:03.079
4 - D2	25.248	32.240	44.915	260.2	1:42.403	160.41	0.326	13:14:45.482
5 - D2	25.214	32.608	44.865	261.5	1:42.687	159.96	0.610	13:16:28.169
6 - D2	25.214	32.444	45.205	260.2	1:42.863	159.69	0.786	13:18:11.032
7 - D2	25.417	32.329	44.738	260.8	1:42.484	160.28	0.407	13:19:53.516
8 - D2	25.213	32.436	44.973	262.1	1:42.622	160.07	0.545	13:21:36.138
9 - D2	25.303	32.505	45.213	263.4	1:43.021	159.45	0.944	13:23:19.159
10 - D2	25.113	32.797	45.105	261.5	1:43.015	159.46	0.938	13:25:02.174
11 - D2	25.251	33.242	46.050	262.7	1:44.543	157.12	2.466	13:26:46.717
12 - D2	25.320	32.334	46.144	260.8	1:43.798	158.25	1.721	13:28:30.515
13 - D2	25.370	32.608	45.052	258.3	1:43.030	159.43	0.953	13:30:13.545
14 - D2	25.394	32.519	44.969	260.8	1:42.882	159.66	0.805	13:31:56.427
15 - D2	25.297	32.641	45.044	260.2	1:42.982	159.51	0.905	13:33:39.409
16 - D2	25.231	32.709	44.978	260.8	1:42.918	159.61	0.841	13:35:22.327
17 - D2	25.392	32.498	44.791	262.7	1:42.681	159.97	0.604	13:37:05.008
18 - D2	25.281	32.357	45.250	262.7	1:42.888	159.65	0.811	13:38:47.896
19 - D2	25.152	32.565	44.964	262.7	1:42.681	159.97	0.604	13:40:30.577
20 - D2	25.416	32.795	IN PIT	263.4	1:48.942	P 150.78	6.865	13:42:19.519
21 - D1	OUTLAP	48.523	47.906	140.9	3:28.398	78.82	1:46.321	13:45:47.917
22 - D1	25.971	34.192	59.009	257.7	1:59.172	137.84	17.095	13:47:47.089

Weather / Track : Cloudy / Dry

Fuji Speedway
Circuit Length = 4.563 km
Start: 13:07 Flag 14:08 End: 14:13

Blancpain GT World Challenge Asia

RACE 2 - SECTOR ANALYSIS



SECTOR 1 = FL to I1, SECTOR 2 = I1 to I2 SECTOR 3 = I2 to I3, SECTOR 4 = I3 to FL, DIFF = Difference To Personal Best Lap, P = Crossed Finish Line in Pit Lane, D = Time Disallowed

P28 75 GT3PA T2 Motorsports				Ferrari 488 GT3				
IDEAL LAP TIME : 1:42.825		BEST LAP TIME : 1:43.351		DIFFERENCE : 0.526				
D1: David TJIPTOBIANTORO		D2: Rio HARYANTO						
LAP	SECTOR 1	SECTOR 2	SECTOR 3	SPEED TRAP	LAP TIME	KPH	DIFF	TIME OF DAY
1 - D2		34.087	48.440		1:58.779	138.29	15.428	13:09:44.238
2 - D2	25.281	32.996	45.257	267.3	1:43.534	158.66	0.183	13:11:27.772
3 - D2	25.632	32.946	45.041	272.7	1:43.619	158.53	0.268	13:13:11.391
4 - D2	25.425	33.192	45.268	265.3	1:43.885	158.12	0.534	13:14:55.276
5 - D2	25.475	32.978	45.240	266.6	1:43.693	158.41	0.342	13:16:38.969
6 - D2	25.423	32.691	46.279	259.6	1:44.393	157.35	1.042	13:18:23.362
7 - D2	25.554	32.958	45.189	268.6	1:43.701	158.40	0.350	13:20:07.063
8 - D2	25.346	32.873	45.211	267.3	1:43.430 (2)	158.82	0.079	13:21:50.493
9 - D2	25.610	32.774	45.334	267.9	1:43.718	158.37	0.367	13:23:34.211
10 - D2	25.464	33.138	45.198	265.3	1:43.800	158.25	0.449	13:25:18.011
11 - D2	25.596	32.996	45.535	264.0	1:44.127	157.75	0.776	13:27:02.138
12 - D2	25.325	32.998	45.344	267.3	1:43.667	158.45	0.316	13:28:45.805
13 - D2	25.377	33.296	45.501	264.7	1:44.174	157.68	0.823	13:30:29.979
14 - D2	25.635	33.048	45.724	266.0	1:44.407	157.33	1.056	13:32:14.386
15 - D2	25.512	32.989	45.324	254.7	1:43.825	158.21	0.474	13:33:58.211
16 - D2	25.477	33.028	45.420	264.7	1:43.925	158.06	0.574	13:35:42.136
17 - D2	25.423	33.075	44.853	256.5	1:43.351 (1)	158.94		13:37:25.487
18 - D2	25.616	32.893	44.950	266.0	1:43.459 (3)	158.77	0.108	13:39:08.946
19 - D2	25.333	32.869	IN PIT	267.3	1:49.412 P	150.13	6.061	13:40:58.358
20 - D1	OUTLAP	34.379	46.209	132.8	3:16.466	83.61	1:33.115	13:44:14.824
21 - D1	25.830	33.570	47.744	265.3	1:47.144	153.31	3.793	13:46:01.968
22 - D1	25.867	33.856	46.379	255.9	1:46.102	154.82	2.751	13:47:48.070

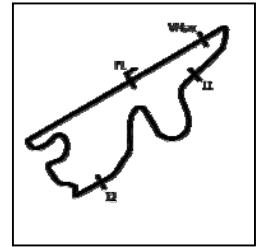
P29 82 GT4AM BMW Team Studie				BMW M4 GT4				
IDEAL LAP TIME : 1:52.804		BEST LAP TIME : 1:53.454		DIFFERENCE : 0.650				
D1: Shinsuke UMEDA		D2: Masahiko IDA						
LAP	SECTOR 1	SECTOR 2	SECTOR 3	SPEED TRAP	LAP TIME	KPH	DIFF	TIME OF DAY
1 - D2		37.231	50.581		2:09.039	127.30	15.585	13:09:54.498
2 - D2	27.389	36.433	49.807	250.0	1:53.629 (3)	144.56	0.175	13:11:48.127
3 - D2	27.897	36.390	49.503	232.7	1:53.790	144.36	0.336	13:13:41.917
4 - D2	27.445	36.630	49.416	244.3	1:53.491 (2)	144.74	0.037	13:15:35.408
5 - D2	27.279	36.109	51.032	248.2	1:54.420	143.56	0.966	13:17:29.828
6 - D2	27.295	36.355	50.461	245.4	1:54.111	143.95	0.657	13:19:23.939
7 - D2	27.354	36.356	49.744	248.8	1:53.454 (1)	144.78		13:21:17.393
8 - D2	27.387	36.474	49.865	245.4	1:53.726	144.44	0.272	13:23:11.119
9 - D2	27.676	36.732	50.526	241.6	1:54.934	142.92	1.480	13:25:06.053
10 - D2	27.384	37.776	51.827	230.2	1:56.987	140.41	3.533	13:27:03.040
11 - D2	28.359	38.762	52.205	233.2	1:59.326	137.66	5.872	13:29:02.366
12 - D2	27.980	38.994	51.287	237.3	1:58.261	138.90	4.807	13:31:00.627
13 - D2	28.088	37.711	51.570	224.0	1:57.369	139.95	3.915	13:32:57.996
14 - D2	28.300	38.028	IN PIT	219.0	2:08.171 P	128.16	14.717	13:35:06.167
15 - D1	OUTLAP	37.819	50.064	123.2	3:22.797	81.00	1:29.343	13:38:28.964
16 - D1	27.478	37.713	50.211	241.0	1:55.402	142.34	1.948	13:40:24.366
17 - D1	27.676	1:07.268	50.778	237.3	2:25.722	112.72	32.268	13:42:50.088
18 - D1	29.630	37.675	52.152	211.3	1:59.457	137.51	6.003	13:44:49.545
19 - D1	28.587	37.924	51.028	225.9	1:57.539	139.75	4.085	13:46:47.084
20 - D1	27.807	37.399	50.437	229.2	1:55.643	142.04	2.189	13:48:42.727
21 - D1	27.893	39.369	IN PIT	228.8	2:11.629 P	124.79	18.175	13:50:54.356

Weather / Track : Cloudy / Dry

Fuji Speedway
Circuit Length = 4.563 km
Start: 13:07 Flag 14:08 End: 14:13

Blancpain GT World Challenge Asia

RACE 2 - SECTOR ANALYSIS



SECTOR 1 = FL to I1, SECTOR 2 = I1 to I2 SECTOR 3 = I2 to I3, SECTOR 4 = I3 to FL, DIFF = Difference To Personal Best Lap, P = Crossed Finish Line in Pit Lane, D = Time Disallowed

P30 19 GT4AM Birth Racing Project				Mercedes-AMG GT4				
IDEAL LAP TIME : 1:52.447		BEST LAP TIME : 1:53.428		DIFFERENCE : 0.981				
D1: Kouichi OKUMURA		D2: Daisuke YAMAWAKI						
LAP	SECTOR 1	SECTOR 2	SECTOR 3	SPEED TRAP	LAP TIME	KPH	DIFF	TIME OF DAY
1 - D2		37.710	50.499		2:09.688	126.66	16.260	13:09:55.147
2 - D2	27.514	36.788	49.706	248.2	1:54.008	144.08	0.580	13:11:49.155
3 - D2	27.958	36.708	49.974	248.8	1:54.640	143.29	1.212	13:13:43.795
4 - D2	27.700	36.882	49.400	237.8	1:53.982	144.11	0.554	13:15:37.777
5 - D2	27.646	37.098	49.884	241.0	1:54.628	143.30	1.200	13:17:32.405
6 - D2	27.716	36.266	49.538	246.0	1:53.520 (2)	144.70	0.092	13:19:25.925
7 - D2	27.882	36.314	49.587	247.7	1:53.783 (3)	144.36	0.355	13:21:19.708
8 - D2	27.810	36.746	49.478	247.1	1:54.034	144.05	0.606	13:23:13.742
9 - D2	27.497	37.906	50.620	246.5	1:56.023	141.58	2.595	13:25:09.765
10 - D2	27.552	37.634	51.149	248.2	1:56.335	141.20	2.907	13:27:06.100
11 - D2	27.722	37.396	51.679	251.7	1:56.797	140.64	3.369	13:29:02.897
12 - D2	27.856	38.206	49.515	236.8	1:55.577	142.12	2.149	13:30:58.474
13 - D2	27.907	36.445	49.076	240.0	1:53.428 (1)	144.82		13:32:51.902
14 - D2	27.863	36.776	IN PIT	237.8	2:01.277 P	135.44	7.849	13:34:53.179
15 - D1	OUTLAP	36.051	49.044	127.6	3:37.080	75.67	1:43.652	13:38:30.259
16 - D1	27.352	37.085	49.905	234.7	1:54.342	143.66	0.914	13:40:24.601
17 - D1	27.824	58.852	IN PIT	237.8	2:54.840 P	93.95	1:01.412	13:43:19.441

P31 910 GT3PA JRM				Porsche 911 GT3 R				
IDEAL LAP TIME : 1:42.250		BEST LAP TIME : 1:42.547		DIFFERENCE : 0.297				
D1: Chao LI		D2: Chris VAN DER DRIFT						
LAP	SECTOR 1	SECTOR 2	SECTOR 3	SPEED TRAP	LAP TIME	KPH	DIFF	TIME OF DAY
1 - D2		34.634	48.265		1:59.374	137.60	16.827	13:09:44.833
2 - D2	25.299	32.771	44.972	262.7	1:43.042	159.41	0.495	13:11:27.875
3 - D2	24.971	32.577	44.999	267.3	1:42.547 (1)	160.18		13:13:10.422
4 - D2	25.489	32.307	45.610	257.1	1:43.406	158.85	0.859	13:14:53.828
5 - D2	25.288	32.682	44.976	259.6	1:42.946 (3)	159.56	0.399	13:16:36.774
6 - D2	25.425	32.572	44.978	259.6	1:42.975	159.52	0.428	13:18:19.749
7 - D2	25.440	32.441	45.024	260.2	1:42.905 (2)	159.63	0.358	13:20:02.654
8 - D2	25.424	32.696	45.113	261.5	1:43.233	159.12	0.686	13:21:45.887
9 - D2	25.572	32.579	45.272	262.1	1:43.423	158.83	0.876	13:23:29.310
10 - D2	25.892	33.447	45.877	258.3	1:45.216	156.12	2.669	13:25:14.526
11 - D2	25.485	32.904	45.310	261.5	1:43.699	158.40	1.152	13:26:58.225
12 - D2	25.444	47.458	45.912	262.1	1:58.814	138.25	16.267	13:28:57.039
13 - D2	25.486	32.971	45.317	258.3	1:43.774	158.29	1.227	13:30:40.813

Weather / Track : Cloudy / Dry

Fuji Speedway
Circuit Length = 4.563 km
Start: 13:07 Flag 14:08 End: 14:13

Blancpain GT World Challenge Asia

RACE 2 - LAP CHART

LAP 1 @ 13:09:36.062			LAP 2 @ 13:11:17.605			LAP 3 @ 13:12:59.285			LAP 4 @ 13:14:41.146			LAP 5 @ 13:16:23.333		
NO	BEHIND	LAP TIME	NO	BEHIND	LAP TIME	NO	BEHIND	LAP TIME	NO	BEHIND	LAP TIME	NO	BEHIND	LAP TIME
88		1:50.603	88		1:41.543	88		1:41.680	88		1:41.861	88		1:42.187
17	1.057	1:51.660	17	1.349	1:41.835	17	1.636	1:41.967	17	2.147	1:42.372	17	2.592	1:42.632
888	1.677	1:52.280	888	1.832	1:41.698	888	2.285	1:42.133	888	2.860	1:42.436	888	3.328	1:42.655
55	2.416	1:53.019	55	3.397	1:42.524	55	3.794	1:42.077	55	4.336	1:42.403	55	4.836	1:42.687
12	3.519	1:54.122	12	4.834	1:42.858	12	5.589	1:42.435	12	6.307	1:42.579	12	7.111	1:42.991
13	5.069	1:55.672	13	6.856	1:43.330	13	7.914	1:42.738	13	8.885	1:42.832	13	9.891	1:43.193
8	5.720	1:56.323	8	7.815	1:43.638	918	9.319	1:43.006	918	10.497	1:43.039	918	11.196	1:42.886
918	5.885	1:56.488	918	7.993	1:43.651	8	10.232	1:44.097	8	11.616	1:43.245	8	12.524	1:43.095
27	6.815	1:57.418	27	8.640	1:43.368	27	11.104	1:44.144	910	12.682	1:43.406	910	13.441	1:42.946
666	7.756	1:58.359	666	9.545	1:43.332	666	11.121	1:43.256	666	13.183	1:43.923	666	13.984	1:42.988
75	8.176	1:58.779	75	10.167	1:43.534	910	11.137	1:42.547	27	13.780	1:44.537	27	15.124	1:43.531
910	8.771	1:59.374	910	10.270	1:43.042	75	12.106	1:43.619	75	14.130	1:43.885	75	15.636	1:43.693
912	9.147	1:59.750	912	13.090	1:45.486	912	14.548	1:43.138	912	15.633	1:42.946	912	16.563	1:43.117
99	9.162	1:59.765	99	13.643	1:46.024	99	15.722	1:43.759	99	17.976	1:44.115	99	18.807	1:43.018
61	9.746	2:00.349	999	14.145	1:45.871	999	16.412	1:43.947	999	18.386	1:43.835	999	19.896	1:43.697
999	9.817	2:00.420	83	14.551	1:45.988	83	16.587	1:43.716	83	18.665	1:43.939	83	20.111	1:43.633
83	10.106	2:00.709	61	15.257	1:47.054	61	17.456	1:43.879	61	19.385	1:43.790	61	21.140	1:43.942
128	10.334	2:00.937	128	15.531	1:46.740	128	18.975	1:45.124	128	22.777	1:45.663	128	24.278	1:43.688
51	10.560	2:01.163	51	16.029	1:47.012	777	19.059	1:44.564	51	23.144	1:45.132	51	24.530	1:43.573
60	11.401	2:02.004	777	16.175	1:46.271	51	19.873	1:45.524	97	23.905	1:43.716	97	26.195	1:44.477
777	11.447	2:02.050	60	17.473	1:47.615	97	22.050	1:42.927	777	23.920	1:46.722	777	26.382	1:44.649
390	12.023	2:02.626	390	17.893	1:47.413	60	23.255	1:47.462	60	26.221	1:44.827	60	28.170	1:44.136
77	13.781	2:04.384	97	20.803	1:44.206	77	34.083	1:51.380	390	43.785	1:48.384	390	47.456	1:45.858
81	14.350	2:04.953	77	24.383	1:52.145	81	34.691	1:51.430	77	44.437	1:52.215	77	54.582	1:52.332
111	17.155	2:07.758	81	24.941	1:52.134	390	37.262	2:01.049	81	44.844	1:52.014	81	55.124	1:52.467
199	17.689	2:08.292	199	29.930	1:53.784	111	41.048	1:52.646	111	51.294	1:52.107	111	1:01.621	1:52.514
911	17.714	2:08.317 P	111	30.082	1:54.470	199	41.317	1:53.067	199	52.051	1:52.595	911	1:02.164	1:44.010
97	18.140	2:08.743	82	30.522	1:53.629	82	42.632	1:53.790	82	54.262	1:53.491	199	1:02.216	1:52.352
82	18.436	2:09.039	19	31.550	1:54.008	19	44.510	1:54.640	19	56.631	1:53.982	82	1:06.495	1:54.420
19	19.085	2:09.688	11	39.894	2:01.789	11	51.422	1:53.208	911	1:00.341	1:43.298	19	1:09.072	1:54.628
11	19.648	2:10.251	911	57.473	2:21.302	911	58.904	1:43.111	11	1:02.731	1:53.170	11	1:15.473	1:54.929

Weather / Track : Cloudy / Dry

Fuji Speedway

Circuit Length = 4.563 km

Start: 13:07 Flag 14:08 End: 14:13

Blancpain GT World Challenge Asia

RACE 2 - LAP CHART

LAP 6 @ 13:18:05.388			LAP 7 @ 13:19:47.575			LAP 8 @ 13:21:29.638			LAP 9 @ 13:23:12.632			LAP 10 @ 13:24:55.456		
NO	BEHIND	LAP TIME	NO	BEHIND	LAP TIME	NO	BEHIND	LAP TIME	NO	BEHIND	LAP TIME	NO	BEHIND	LAP TIME
88		1:42.055	88		1:42.187	88		1:42.063	88		1:42.994	88		1:42.824
17	3.165	1:42.628	17	3.651	1:42.673	17	4.338	1:42.750	19	1 Lap	1:54.034	199	1 Lap	1:52.876
888	3.919	1:42.646	888	4.331	1:42.599	888	5.052	1:42.784	17	4.604	1:43.260	111	1 Lap	1:53.603
55	5.644	1:42.863	55	5.941	1:42.484	55	6.500	1:42.622	888	4.951	1:42.893	17	4.719	1:42.939
12	7.891	1:42.835	12	8.806	1:43.102	12	9.665	1:42.922	55	6.527	1:43.021	888	5.394	1:43.267
13	10.982	1:43.146	918	12.755	1:42.705	918	13.489	1:42.797	11	1 Lap	1:55.707	55	6.718	1:43.015
918	12.237	1:43.096	8	14.655	1:42.917	8	15.959	1:43.367	12	9.526	1:42.855	12	10.339	1:43.637
8	13.925	1:43.456	910	15.079	1:42.905	910	16.249	1:43.233	918	13.127	1:42.632	82	1 Lap	1:54.934
910	14.361	1:42.975	666	15.761	1:42.923	666	17.098	1:43.400	8	15.625	1:42.660	918	13.323	1:43.020
666	15.025	1:43.096	13	16.899	1:48.104 P	27	18.421	1:43.442	910	16.678	1:43.423	19	1 Lap	1:56.023
27	16.277	1:43.208	27	17.042	1:42.952	912	19.369	1:42.866	666	17.034	1:42.930	8	16.137	1:43.336
912	17.762	1:43.254	912	18.566	1:42.991	75	20.855	1:43.430	27	18.330	1:42.903	666	18.431	1:44.221
75	17.974	1:44.393	75	19.488	1:43.701	99	23.046	1:43.689	912	19.900	1:43.525	910	19.070	1:45.216
99	20.605	1:43.853	99	21.420	1:43.002	999	24.176	1:43.395	75	21.579	1:43.718	27	19.416	1:43.910
999	21.633	1:43.792	999	22.844	1:43.398	83	24.504	1:43.447	99	23.797	1:43.745	912	20.433	1:43.357
83	21.887	1:43.831	83	23.120	1:43.420	61	25.365	1:43.497	999	24.704	1:43.522	75	22.555	1:43.800
61	22.620	1:43.535	61	23.931	1:43.498	51	30.005	1:43.957	83	25.307	1:43.797	99	24.474	1:43.501
51	26.622	1:44.147	51	28.111	1:43.676	97	30.822	1:43.533	61	25.966	1:43.595	11	1 Lap	1:57.901
128	27.326	1:45.103	128	29.062	1:43.923	128	31.758	1:44.759	97	30.810	1:42.982	999	25.679	1:43.799
97	27.571	1:43.431	97	29.352	1:43.968	777	32.766	1:43.452	51	31.865	1:44.854	83	26.015	1:43.532
777	28.766	1:44.439	777	31.377	1:44.798	60	33.338	1:43.916	128	32.552	1:43.788	61	26.770	1:43.628
60	30.049	1:43.934	60	31.485	1:43.623	13	43.445	2:08.609	777	33.645	1:43.873	97	31.304	1:43.318
390	52.507	1:47.106	390	57.279	1:46.959	390	1:01.869	1:46.653	60	34.140	1:43.796	51	32.918	1:43.877
911	1:03.998	1:43.889	911	1:05.274	1:43.463	911	1:06.268	1:43.057	13	43.519	1:43.068	128	33.320	1:43.592
77	1:04.405	1:51.878	77	1:14.176	1:51.958	81	1:24.429	1:51.973	390	1:05.589	1:46.714	60	36.162	1:44.846
81	1:04.957	1:51.888	81	1:14.519	1:51.749	77	1:24.889	1:52.776	911	1:06.402	1:43.128	777	36.177	1:45.356
199	1:12.480	1:52.319	199	1:22.984	1:52.691	199	1:33.488	1:52.567	81	1:33.422	1:51.987	13	43.911	1:43.216
111	1:13.372	1:53.806	111	1:23.730	1:52.545	111	1:34.995	1:53.328	77	1:34.240	1:52.345	911	1:07.322	1:43.744
82	1:18.551	1:54.111	82	1:29.818	1:53.454	82	1:41.481	1:53.726				390	1:10.401	1:47.636
19	1:20.537	1:53.520	19	1:32.133	1:53.783									
11	1:26.963	1:53.545	11	1:38.837	1:54.061									

Weather / Track : Cloudy / Dry

Fuji Speedway

Circuit Length = 4.563 km

Start: 13:07 Flag 14:08 End: 14:13

Blancpain GT World Challenge Asia

RACE 2 - LAP CHART

LAP 11 @ 13:26:37.984			LAP 12 @ 13:28:20.345			LAP 13 @ 13:30:02.934			LAP 14 @ 13:31:45.615			LAP 15 @ 13:33:28.586		
NO	BEHIND	LAP TIME	NO	BEHIND	LAP TIME	NO	BEHIND	LAP TIME	NO	BEHIND	LAP TIME	NO	BEHIND	LAP TIME
88		1:42.528	88		1:42.361	88		1:42.589	88		1:42.681	88		1:42.971
81	1 Lap	1:51.998	17	6.556	1:43.617	17	6.917	1:42.950	17	7.726	1:43.490	17	7.796	1:43.041
77	1 Lap	1:51.954	888	7.207	1:43.525	888	8.022	1:43.404	888	8.477	1:43.136	888	8.402	1:42.896
17	5.300	1:43.109	55	10.170	1:43.798	55	10.611	1:43.030	55	10.812	1:42.882	55	10.823	1:42.982
888	6.043	1:43.177	81	1 Lap	1:53.285	12	12.651	1:43.159	12	13.537	1:43.567	918	15.946	1:43.177
55	8.733	1:44.543	77	1 Lap	1:52.912	918	15.259	1:43.255	918	15.740	1:43.162	12	18.170	1:47.604 P
199	1 Lap	1:53.100	12	12.081	1:43.273	8	19.993	1:43.484	8	21.151	1:43.839	8	21.291	1:43.111
12	11.169	1:43.358	918	14.593	1:43.086	81	1 Lap	1:52.204	666	22.885	1:43.717	666	23.276	1:43.362
918	13.868	1:43.073	8	19.098	1:44.513	77	1 Lap	1:52.648	27	24.067	1:44.071	912	25.740	1:43.401
111	1 Lap	1:53.733	666	20.822	1:43.535	666	21.849	1:43.616	912	25.310	1:43.792	75	29.625	1:43.825
8	16.946	1:43.337	27	22.246	1:43.643	27	22.677	1:43.020	75	28.771	1:44.407	27	29.775	1:48.679 P
666	19.648	1:43.745	199	1 Lap	1:53.879	912	24.199	1:43.398	81	1 Lap	1:52.121	99	31.395	1:44.270
910	20.241	1:43.699	912	23.390	1:43.983	75	27.045	1:44.174	99	30.096	1:44.034	83	33.426	1:44.210
27	20.964	1:44.076	75	25.460	1:43.667	99	28.743	1:43.925	999	31.912	1:43.784	999	34.544	1:45.603
912	21.768	1:43.863	111	1 Lap	1:54.290	999	30.809	1:44.615	77	1 Lap	1:53.371	97	38.502	1:45.056
75	24.154	1:44.127	99	27.407	1:43.939	83	31.374	1:44.974	83	32.187	1:43.494	61	39.787	1:46.777
82	1 Lap	1:56.987	999	28.783	1:44.135	199	1 Lap	1:53.652	61	35.981	1:44.450	81	1 Lap	1:52.890
99	25.829	1:43.883	83	28.989	1:44.160	61	34.212	1:44.416	97	36.417	1:44.468	77	1 Lap	1:52.938
999	27.009	1:43.858	61	32.385	1:46.888	97	34.630	1:43.732	51	44.259	1:44.942	51	46.176	1:44.888
83	27.190	1:43.703	97	33.487	1:44.272	111	1 Lap	1:54.226	199	1 Lap	1:53.410	128	46.664	1:44.934
61	27.858	1:43.616	910	36.694	1:58.814	910	37.879	1:43.774	128	44.701	1:45.246	777	48.453	1:45.786
19	1 Lap	1:56.335	128	38.418	1:45.995	51	41.998	1:45.696	60	45.407	1:44.912	13	51.915	1:44.119
97	31.576	1:42.800	51	38.891	1:45.618	128	42.136	1:46.307	777	45.638	1:44.548	60	52.436	1:50.000 P
128	34.784	1:43.992	60	41.247	1:44.872	60	43.176	1:44.518	13	50.767	1:44.268	199	1 Lap	1:53.397
51	35.634	1:45.244	777	41.741	1:45.185	777	43.771	1:44.619	111	1 Lap	1:58.089	111	1 Lap	2:03.986 P
60	38.736	1:45.102	82	1 Lap	1:59.326	13	49.180	1:45.591	19	1 Lap	1:53.428	911	1:17.277	1:48.661 P
777	38.917	1:45.268	19	1 Lap	1:56.797	19	1 Lap	1:55.577	911	1:11.587	1:44.208	19	1 Lap	2:01.277 P
11	1 Lap	2:00.057	13	46.178	1:44.112	82	1 Lap	1:58.261	82	1 Lap	1:57.369	390	1:34.127	1:46.849
13	44.427	1:43.044	11	1 Lap	1:56.197	11	1 Lap	1:55.245	11	1 Lap	2:02.678 P	82	1 Lap	2:08.171 P
911	1:08.058	1:43.264	911	1:09.084	1:43.387	911	1:10.060	1:43.565	390	1:30.249	1:47.987			
390	1:15.175	1:47.302	390	1:20.272	1:47.458	390	1:24.943	1:47.260						

Weather / Track : Cloudy / Dry

Fuji Speedway

Circuit Length = 4.563 km

Start: 13:07 Flag 14:08 End: 14:13

Blancpain GT World Challenge Asia

RACE 2 - LAP CHART

LAP 16 @ 13:35:11.454			LAP 17 @ 13:36:53.974			LAP 18 @ 13:38:36.376			LAP 19 @ 13:40:19.246			LAP 20 @ 13:42:06.223		
NO	BEHIND	LAP TIME	NO	BEHIND	LAP TIME	NO	BEHIND	LAP TIME	NO	BEHIND	LAP TIME	NO	BEHIND	LAP TIME
88		1:42.868	88		1:42.520	88		1:42.402	88		1:42.870	88		1:46.977 P
17	8.092	1:43.164	17	8.724	1:43.152	390	1 Lap	1:55.339 P	11	3 Laps	1:52.983	11	3 Laps	1:53.097
888	8.715	1:43.181	888	9.423	1:43.228	17	9.167	1:42.845	82	3 Laps	1:55.402	888	10.926	1:47.828 P
55	10.873	1:42.918	55	11.034	1:42.681	888	9.715	1:42.694	19	3 Laps	1:54.342	8	1 Lap	3:12.209
918	16.062	1:42.984	12	1 Lap	3:22.833	55	11.520	1:42.888	888	10.075	1:43.230	55	13.296	1:48.942 P
8	22.146	1:43.723	918	16.467	1:42.925	12	1 Lap	1:43.357	55	11.331	1:42.681	12	1 Lap	1:42.845
666	24.034	1:43.626	27	1 Lap	3:17.036	918	17.109	1:43.044	17	15.659	1:49.362 P	912	1 Lap	1:43.876
912	26.434	1:43.562	8	23.311	1:43.685	99	1 Lap	3:10.608	918	17.912	1:43.673	918	19.412	1:48.477 P
75	30.682	1:43.925	666	24.900	1:43.386	27	1 Lap	1:43.956	12	1 Lap	1:45.266	27	1 Lap	1:43.781
83	33.808	1:43.250	75	31.513	1:43.351	666	25.547	1:43.049	912	1 Lap	3:12.667	99	1 Lap	1:44.724
99	36.856	1:48.329 P	912	32.640	1:48.726 P	999	1 Lap	3:12.853	99	1 Lap	1:43.097	999	1 Lap	1:44.079
61	40.968	1:44.049	83	34.377	1:43.089	8	30.498	1:49.589 P	27	1 Lap	1:43.290	61	1 Lap	3:13.271
999	42.180	1:50.504 P	61	42.789	1:44.341	75	32.570	1:43.459	666	30.697	1:48.020 P	97	1 Lap	1:44.224
97	44.718	1:49.084 P	60	1 Lap	3:20.608	83	35.339	1:43.364	999	1 Lap	1:44.335	82	3 Laps	2:25.722
51	48.843	1:45.535	51	51.480	1:45.157	97	1 Lap	3:25.596	75	39.112	1:49.412 P	60	1 Lap	1:46.430
81	1 Lap	1:51.854	128	52.704	1:45.730	61	50.466	1:50.079 P	83	41.145	1:48.676 P	911	1 Lap	1:43.442
128	49.494	1:45.698	777	53.273	1:45.388	60	1 Lap	1:48.225	97	1 Lap	1:43.339	19	3 Laps	2:54.840 P
777	50.405	1:44.820	13	54.910	1:44.235	51	53.852	1:44.774	60	1 Lap	1:48.350	81	2 Laps	3:30.113
13	53.195	1:44.148	81	1 Lap	1:53.332	128	54.593	1:44.291	51	1:00.469	1:49.487 P	390	1 Lap	1:48.383
77	1 Lap	2:00.228 P	911	1 Lap	3:12.197	777	55.319	1:44.448	128	1:03.282	1:51.559 P	77	2 Laps	1:53.345
199	1 Lap	1:53.259	111	2 Laps	3:28.194	13	56.349	1:43.841	777	1:05.085	1:52.636 P	111	2 Laps	1:53.048
11	2 Laps	3:18.943	199	1 Lap	1:55.010	911	1 Lap	1:43.313	13	1:05.651	1:52.172 P	17	1 Lap	1:48.134
390	1:38.363	1:47.104	11	2 Laps	1:54.088	81	1 Lap	1:58.587 P	911	1 Lap	1:43.759	666	1:56.982	3:13.262
			82	2 Laps	3:22.797	77	2 Laps	3:53.460	77	2 Laps	1:53.347	8	1:57.081	1:44.221
			19	2 Laps	3:37.080	111	2 Laps	1:54.212	111	2 Laps	1:53.566	12	1:58.055	1:43.221
						199	1 Lap	1:54.053	390	1 Lap	3:15.318	912	2:01.141	1:44.207
									199	1 Lap	1:59.432 P	27	2:02.536	1:42.335
												11	2 Laps	1:55.775
												99	2:04.455	1:43.939
												75	2:08.601	3:16.466
												83	2:11.157	3:16.989
												999	2:11.791	1:43.113
												61	2:18.639	1:44.749
												97	2:26.992	1:43.884
												777	2:30.962	3:12.854
												13	2:32.358	3:13.684
												51	2:38.789	3:25.297
												82	2 Laps	1:59.457
												60	2:44.698	1:46.286
												911	2:46.990	1:44.639
												128	2:47.575	3:31.270
												81	1 Lap	1:53.283

Weather / Track : Cloudy / Dry

Fuji Speedway

Circuit Length = 4.563 km

Start: 13:07 Flag 14:08 End: 14:13

Blancpain GT World Challenge Asia

RACE 2 - LAP CHART

LAP 21 @ 13:45:20.729			LAP 22 @ 13:47:07.262			LAP 23 @ 13:48:52.633			LAP 24 @ 13:50:39.581			LAP 25 @ 13:52:27.769		
NO	BEHIND	LAP TIME	NO	BEHIND	LAP TIME	NO	BEHIND	LAP TIME	NO	BEHIND	LAP TIME	NO	BEHIND	LAP TIME
88		3:14.506	88		1:46.533	88		1:45.371	88		1:46.948	88		1:48.188
199	2 Laps	3:18.971	81	2 Laps	1:53.715	81	2 Laps	1:52.705	888	11.750	1:47.678	918	14.553	1:50.494
888	9.493	3:13.073	888	9.331	1:46.371	888	11.020	1:47.060	918	12.247	1:44.072	888	15.062	1:51.500
390	1 Lap	1:48.110	199	2 Laps	1:52.544	918	15.123	1:44.615	82	3 Laps	2:11.629 P	17	15.855	1:46.716
918	17.672	3:12.766	918	15.879	1:44.740	199	2 Laps	1:52.834	81	2 Laps	1:53.935	12	16.467	1:46.988
17	19.881	1:46.253	390	1 Lap	1:48.296	17	18.775	1:45.777	17	17.327	1:45.500	81	2 Laps	1:54.575
77	2 Laps	1:52.755	17	18.369	1:45.021	12	20.895	1:42.723	12	17.667	1:43.720	912	23.674	1:47.970
111	2 Laps	1:53.575	12	23.543	1:42.698	390	1 Lap	1:49.867	199	2 Laps	1:53.762	27	24.001	1:47.878
8	27.145	1:44.570	8	27.629	1:47.017	8	26.011	1:43.753	912	23.892	1:44.232	99	24.922	1:47.179
55	27.188	3:28.398	912	28.068	1:44.806	912	26.608	1:43.911	27	24.311	1:44.409	666	25.241	1:47.503
12	27.378	1:43.829	27	28.312	1:44.556	27	26.850	1:43.909	390	1 Lap	1:50.208	199	2 Laps	1:55.644
666	28.296	1:45.820	77	2 Laps	1:51.991	666	27.536	1:44.077	666	25.926	1:45.338	390	1 Lap	1:54.416
912	29.795	1:43.160	666	28.830	1:47.067	99	27.967	1:43.634	99	25.931	1:44.912	999	32.315	1:49.010
27	30.289	1:42.259	99	29.704	1:43.078	999	35.187	1:42.459	8	30.269	1:51.206 P	77	2 Laps	1:54.237
99	33.159	1:43.210	111	2 Laps	1:54.248	77	2 Laps	1:52.458	999	31.493	1:43.254	111	2 Laps	2:03.361
999	41.013	1:43.728	999	38.099	1:43.619	111	2 Laps	1:53.005	77	2 Laps	1:52.537	83	1:01.916	2:01.265
75	41.239	1:47.144	55	39.827	1:59.172	61	45.515	1:44.343	61	43.073	1:44.506	8	1:03.395	2:21.314
11	2 Laps	1:54.515	75	40.808	1:46.102	83	48.593	1:47.521	111	2 Laps	1:52.943	11	2 Laps	1:54.424
83	43.954	1:47.303	83	46.443	1:49.022	97	50.821	1:43.390	83	48.839	1:47.194	13	1:09.905	1:54.109
61	48.730	1:44.597	61	46.543	1:44.346	11	2 Laps	1:52.575	97	53.953	1:50.080 P	777	1:10.443	1:51.579
97	56.196	1:43.710	11	2 Laps	1:54.068	13	1:04.900	1:46.549	11	2 Laps	1:52.695	911	1:11.536	1:49.810
777	1:02.549	1:46.093	97	52.802	1:43.139	777	1:06.509	1:47.927	13	1:03.984	1:46.032	61	1:18.120	2:23.235 P
13	1:04.053	1:46.201	13	1:03.722	1:46.202	911	1:13.269	1:44.921	777	1:07.052	1:47.491	51	1:20.376	1:53.312
51	1:11.815	1:47.532	777	1:03.953	1:47.937	51	1:14.285	1:47.659	911	1:09.914	1:43.593	60	1:20.860	1:53.234
60	1:16.207	1:46.015	51	1:11.997	1:46.715	60	1:15.364	1:45.173	51	1:15.252	1:47.915	97	1:21.506	2:15.741
911	1:16.348	1:43.864	911	1:13.719	1:43.904	128	1:23.697	1:48.400	60	1:15.814	1:47.398	128	1:25.594	1:48.517
128	1:20.363	1:47.294	60	1:15.562	1:45.888				128	1:25.265	1:48.516			
82	2 Laps	1:57.539	128	1:20.668	1:46.838									
			82	2 Laps	1:55.643									

Weather / Track : Cloudy / Dry

Fuji Speedway
Circuit Length = 4.563 km
Start: 13:07 Flag 14:08 End: 14:13

Blancpain GT World Challenge Asia

RACE 2 - LAP CHART

LAP 26 @ 13:55:22.346			LAP 27 @ 13:58:11.438			LAP 28 @ 13:59:57.934			LAP 29 @ 14:01:41.397			LAP 30 @ 14:03:25.628		
NO	BEHIND	LAP TIME	NO	BEHIND	LAP TIME	NO	BEHIND	LAP TIME	NO	BEHIND	LAP TIME	NO	BEHIND	LAP TIME
88		2:54.577	88		2:49.092	88		1:46.496	918		1:43.290	918		1:44.231
918	0.732	2:40.756	918	0.415	2:48.775	918	0.173	1:46.254	12	2.616	1:45.623	12	1.228	1:42.843
888	1.611	2:41.126	888	1.106	2:48.587	12	0.456	1:44.877	88	4.244	1:47.707	88	6.780	1:46.767
17	2.546	2:41.268	SC	26 Laps	2:51.857 P	888	1.406	1:46.796	888	4.785	1:46.842	99	7.387	1:46.017
12	3.592	2:41.702	17	1.687	2:48.233	17	1.568	1:46.377	17	4.984	1:46.879	888	7.790	1:47.236
81	2 Laps	2:37.434	12	2.075	2:47.575	27	5.286	1:43.935	27	5.045	1:43.222	999	9.225	1:43.850
912	6.731	2:37.634	81	2 Laps	2:50.814	99	6.030	1:44.168	99	5.601	1:43.034	666	10.818	1:45.053
27	7.433	2:38.009	912	7.751	2:50.112	666	7.939	1:45.711	999	9.606	1:43.987	8	13.377	1:43.959
99	8.174	2:37.829	27	7.847	2:49.506	999	9.082	1:43.833	666	9.996	1:45.520	911	14.255	1:43.508
666	8.735	2:38.071	99	8.358	2:49.276	912	12.732	1:51.477 P	8	13.649	1:43.512	97	16.402	1:43.223
199	2 Laps	2:32.993	666	8.724	2:49.081	8	13.600	1:46.325	911	14.978	1:43.275	128	23.540	1:45.478
390	1 Lap	2:33.391	199	2 Laps	2:49.859	911	15.166	1:46.307	97	17.410	1:43.945	777	24.796	1:46.599
999	11.508	2:33.770	390	1 Lap	2:49.790	81	2 Laps	1:54.613	128	22.293	1:47.819	61	24.957	1:45.669
77	2 Laps	2:19.765	999	11.745	2:49.329	390	1 Lap	1:50.687	777	22.428	1:48.870	13	26.133	1:46.971
111	2 Laps	2:07.514	77	2 Laps	2:49.814	97	16.928	1:46.044	13	23.393	1:47.408	390	1 Lap	1:49.383
83	14.428	2:07.089	111	2 Laps	2:48.529	777	17.021	1:48.784	61	23.519	1:46.943	83	30.469	1:48.815
8	15.418	2:06.600	83	13.569	2:48.233	199	2 Laps	1:54.070	390	1 Lap	1:52.172	60	31.220	1:48.385
11	2 Laps	2:01.212	8	13.771	2:47.445	128	17.937	1:46.424	83	25.885	1:49.943	51	31.841	1:48.979
13	16.979	2:01.651	13	14.542	2:46.655	83	19.405	1:52.332	60	27.066	1:49.338	81	2 Laps	1:52.679
777	19.147	2:03.281	777	14.733	2:44.678	13	19.448	1:51.402	51	27.093	1:50.595	912	38.085	1:45.085
911	19.942	2:02.983	11	2 Laps	2:48.023	51	19.961	1:49.920	81	2 Laps	1:55.156	199	2 Laps	1:52.924
51	22.145	1:56.346	911	15.355	2:44.505	61	20.039	1:47.073	199	2 Laps	1:55.105	111	2 Laps	1:53.421
60	22.917	1:56.634	51	16.537	2:43.484	60	21.191	1:50.433	111	2 Laps	1:52.606	11	2 Laps	1:52.940
97	23.478	1:56.549	60	17.254	2:43.429	111	2 Laps	1:57.261	11	2 Laps	1:53.961	17	45.832	2:25.079 P
128	24.328	1:53.311	97	17.380	2:42.994	11	2 Laps	1:56.186	912	37.231	2:07.962	77	3 Laps	3:22.429
61	59.012	2:35.469	128	18.009	2:42.773	77	2 Laps	2:52.465 P						
			61	19.462	2:09.542									

Weather / Track : Cloudy / Dry

Fuji Speedway
 Circuit Length = 4.563 km
 Start: 13:07 Flag 14:08 End: 14:13

Blancpain GT World Challenge Asia

RACE 2 - LAP CHART

LAP 31 @ 14:05:09.411			LAP 32 @ 14:06:52.916			LAP 33 @ 14:08:37.339		
NO	BEHIND	LAP TIME	NO	BEHIND	LAP TIME	NO	BEHIND	LAP TIME
918		1:43.783	918		1:43.505	12		1:44.142
12	0.457	1:43.012	12	0.281	1:43.329	918	0.742	1:45.165
99	7.626	1:44.022	99	7.398	1:43.277	99	6.061	1:43.086
888	9.950	1:45.943	999	9.598	1:42.905	999	8.390	1:43.215
88	10.041	1:47.044	888	11.609	1:45.164	888	12.143	1:44.957
999	10.198	1:44.756	666	15.157	1:46.319	666	16.300	1:45.566
666	12.343	1:45.308	911	15.472	1:45.080	911	16.564	1:45.515
8	13.298	1:43.704	97	16.152	1:43.997	97	16.808	1:45.079
911	13.897	1:43.425	8	16.507	1:46.714	8	17.026	1:44.942
97	15.660	1:43.041	88	21.193	1:54.657 P	61	26.202	1:44.071
61	25.744	1:44.570	61	26.554	1:44.315	128	35.488	1:49.620
128	26.109	1:46.352	128	30.291	1:47.687	60	38.145	1:45.075
777	26.761	1:45.748	13	31.740	1:47.704	912	40.498	1:43.890
13	27.541	1:45.191	17	1 Lap	3:16.183	13	40.786	1:53.469 P
390	1 Lap	1:47.443	390	1 Lap	1:47.502	390	1 Lap	1:51.052
60	35.589	1:48.152	60	37.493	1:45.409	83	44.273	1:47.823
83	35.970	1:49.284	777	38.395	1:55.139 P	51	45.563	1:47.907
51	36.436	1:48.378	83	40.873	1:48.408	88	50.317	2:13.547
912	39.221	1:44.919	912	41.031	1:45.315	17	1 Lap	2:05.378
81	2 Laps	1:52.816	51	42.079	1:49.148	81	2 Laps	1:54.252
199	2 Laps	1:52.735	81	2 Laps	1:52.041	199	2 Laps	1:52.961
111	2 Laps	1:52.678	199	2 Laps	1:53.454	777	1:06.097	2:12.125
11	2 Laps	1:52.191	111	2 Laps	1:52.304	111	2 Laps	1:53.192
77	3 Laps	1:52.042	11	2 Laps	1:52.009	11	2 Laps	1:52.743
			77	3 Laps	1:51.934	77	3 Laps	1:52.414
						SC	31 Laps	15:06.712 P

Weather / Track : Cloudy / Dry

Results can be found at www.tsl-timing.com

Page 7 of 7

Fuji Speedway
Circuit Length = 4.563 km
Start: 13:07 Flag 14:08 End: 14:13

Printed - 14:16 Sunday, 07 July 2019

Blancpain GT World Challenge Asia

RACE 2 - POSITION CHART

No	Name	Lap	
		Pos	33
88	Craft-Bamboo Racing	1	12
888	Triple Eight Race Engin	2	918
17	Anstone Racing	3	99
55	Craft-Bamboo Racing	4	999
12	Audi Sport Asia Team A	5	888
8	ARN Racing	6	666
97	Solite Indigo Racing	7	911
911	Absolute Racing	8	97
918	Panther/AAS Motorspor	9	8
13	Audi Sport Asia Team A	10	61
912	Absolute Racing	11	128
27	HubAuto Corsa	12	60
666	Vincenzo Sospiri Racing	13	912
99	Craft-Bamboo Racing	14	13
910	JRM	15	83
75	T2 Motorsports	16	51
999	Audi Sport Asia Team T	17	88
83	X Works	18	777
61	ABSSA Motorsport	19	
777	CarGuy Racing	20	
51	AMAC Motorsport	21	
128	Vattana Motorsport	22	
60	LM corsa	23	
390	Kizashi Koshido Sacces	24	
81	BMW Team Studie	25	
77	Craft-Bamboo Racing	26	
199	Team iRace.Win	27	
111	Team iRace.Win	28	
19	Birth Racing Project	29	
11	GTO Racing with TTR	30	
82	BMW Team Studie	31	

Weather / Track : Cloudy / Dry

Results can be found at www.tsl-timing.com

Page 2 of 2

Fuji Speedway
Circuit Length = 4.563 km
Start: 13:07 Flag 14:08 End: 14:13

Printed - 14:17 Sunday, 07 July 2019

Blancpain GT World Challenge Asia

RACE 2 - BEST SECTORS

SECTOR 1			SECTOR 2			SECTOR 3			IDEAL / BEST COMPARISON						
POS	NO	NAME	TIME	NO	NAME	TIME	NO	NAME	TIME	POS	NO	NAME	IDEAL	BEST	DIFF
													PERFECT LAP	1:41.294	
1	17	Anstone Racing	24.946	88	Craft-Bamboo Racir	31.931	88	Craft-Bamboo Racir	44.417	1	88	Craft-Bamboo Racing	1:41.418	1:41.543	0.125
2	910	JRM	24.971	888	Triple Eight Race Er	31.972	17	Anstone Racing	44.555	2	888	Triple Eight Race Eng	1:41.690	1:41.698	0.008
3	8	ARN Racing	25.010	8	ARN Racing	32.057	888	Triple Eight Race Er	44.631	3	17	Anstone Racing	1:41.729	1:41.835	0.106
4	12	Audi Sport Asia Tea	25.011	27	HubAuto Corsa	32.118	27	HubAuto Corsa	44.650	4	27	HubAuto Corsa	1:41.795	1:42.259	0.464
5	918	Panther/AAS Motors	25.026	912	Absolute Racing	32.180	12	Audi Sport Asia Tea	44.658	5	55	Craft-Bamboo Racing	1:41.970	1:42.077	0.107
6	27	HubAuto Corsa	25.027	55	Craft-Bamboo Racir	32.185	55	Craft-Bamboo Racir	44.672	6	12	Audi Sport Asia Team	1:41.997	1:42.435	0.438
7	88	Craft-Bamboo Racir	25.070	17	Anstone Racing	32.228	75	T2 Motorsports	44.853	7	8	ARN Racing	1:42.220	1:42.660	0.440
8	888	Triple Eight Race Er	25.087	910	JRM	32.307	13	Audi Sport Asia Tea	44.857	8	910	JRM	1:42.250	1:42.547	0.297
9	97	Solite Indigo Racing	25.105	97	Solite Indigo Racing	32.313	999	Audi Sport Asia Tea	44.864	9	912	Absolute Racing	1:42.292	1:42.866	0.574
10	55	Craft-Bamboo Racir	25.113	83	X Works	32.315	666	Vincenzo Sospiri Ra	44.941	10	918	Panther/AAS Motors	1:42.378	1:42.632	0.254
11	13	Audi Sport Asia Tea	25.119	12	Audi Sport Asia Tea	32.328	910	JRM	44.972	11	999	Audi Sport Asia Team	1:42.421	1:42.459	0.038
12	999	Audi Sport Asia Tea	25.130	918	Panther/AAS Motors	32.346	912	Absolute Racing	44.974	12	13	Audi Sport Asia Team	1:42.450	1:42.738	0.288
13	666	Vincenzo Sospiri Ra	25.134	999	Audi Sport Asia Tea	32.427	911	Absolute Racing	44.985	13	97	Solite Indigo Racing	1:42.540	1:42.800	0.260
14	912	Absolute Racing	25.138	911	Absolute Racing	32.448	918	Panther/AAS Motors	45.006	14	83	X Works	1:42.553	1:43.089	0.536
15	83	X Works	25.150	99	Craft-Bamboo Racir	32.452	99	Craft-Bamboo Racir	45.016	15	911	Absolute Racing	1:42.594	1:43.057	0.463
16	911	Absolute Racing	25.161	13	Audi Sport Asia Tea	32.474	83	X Works	45.088	16	666	Vincenzo Sospiri Raci	1:42.637	1:42.923	0.286
17	128	Vattana Motorsport	25.163	128	Vattana Motorsport	32.549	97	Solite Indigo Racing	45.122	17	99	Craft-Bamboo Racing	1:42.656	1:43.002	0.346
18	99	Craft-Bamboo Racir	25.188	666	Vincenzo Sospiri Ra	32.562	8	ARN Racing	45.153	18	75	T2 Motorsports	1:42.825	1:43.351	0.526
19	777	CarGuy Racing	25.200	60	LM corsa	32.638	51	AMAC Motorsport	45.226	19	128	Vattana Motorsport	1:43.199	1:43.592	0.393
20	51	AMAC Motorsport	25.249	61	ABSSA Motorsport	32.677	60	LM corsa	45.258	20	61	ABSSA Motorsport	1:43.235	1:43.497	0.262
21	61	ABSSA Motorsport	25.255	75	T2 Motorsports	32.691	61	ABSSA Motorsport	45.303	21	51	AMAC Motorsport	1:43.354	1:43.573	0.219
22	75	T2 Motorsports	25.281	777	CarGuy Racing	32.724	777	CarGuy Racing	45.483	22	777	CarGuy Racing	1:43.407	1:43.452	0.045
23	60	LM corsa	25.527	51	AMAC Motorsport	32.879	128	Vattana Motorsport	45.487	23	60	LM corsa	1:43.423	1:43.623	0.200
24	390	Kizashi Koshido Sac	25.686	390	Kizashi Koshido Sac	33.422	390	Kizashi Koshido Sac	46.559	24	390	Kizashi Koshido Sacc	1:45.667	1:45.858	0.191
25	81	BMW Team Studie	27.034	199	Team iRace.Win	35.408	77	Craft-Bamboo Racir	48.239	25	77	Craft-Bamboo Racing	1:50.974	1:51.380	0.406
26	199	Team iRace.Win	27.074	77	Craft-Bamboo Racir	35.510	81	BMW Team Studie	48.386	26	81	BMW Team Studie	1:51.113	1:51.430	0.317
27	111	Team iRace.Win	27.095	111	Team iRace.Win	35.547	111	Team iRace.Win	48.809	27	199	Team iRace.Win	1:51.342	1:52.319	0.977
28	11	GTO Racing with TT	27.136	11	GTO Racing with TT	35.655	199	Team iRace.Win	48.860	28	111	Team iRace.Win	1:51.451	1:52.107	0.656
29	77	Craft-Bamboo Racir	27.225	81	BMW Team Studie	35.693	11	GTO Racing with TT	48.982	29	11	GTO Racing with TTR	1:51.773	1:52.009	0.236
30	82	BMW Team Studie	27.279	19	Birth Racing Project	36.051	19	Birth Racing Project	49.044	30	19	Birth Racing Project	1:52.447	1:53.428	0.981
31	19	Birth Racing Project	27.352	82	BMW Team Studie	36.109	82	BMW Team Studie	49.416	31	82	BMW Team Studie	1:52.804	1:53.454	0.650

Weather / Track : Cloudy / Dry

Fuji Speedway

Circuit Length = 4.563 km

Start: 13:07 Flag 14:08 End: 14:13

Results can be found at www.tsl-timing.com

Printed - 14:14 Sunday, 07 July 2019

Blancpain GT World Challenge Asia

RACE 2 - BEST SPEEDS

POS	NO	NAME	VMAX	KPH
1	75	T2 Motorsports		272.7
2	666	Vincenzo Sospiri Racing		270.0
3	83	X Works		270.0
4	390	Kizashi Koshido Success Racing		270.0
5	12	Audi Sport Asia Team Absolute Racing		269.3
6	999	Audi Sport Asia Team TSRT		269.3
7	777	CarGuy Racing		269.3
8	128	Vattana Motorsport		268.6
9	99	Craft-Bamboo Racing		267.3
10	61	ABSSA Motorsport		267.3
11	13	Audi Sport Asia Team Absolute Racing		267.3
12	910	JRM		267.3
13	918	Panther/AAS Motorsport		266.6
14	911	Absolute Racing		266.6
15	27	HubAuto Corsa		266.6
16	17	Anstone Racing		266.0
17	888	Triple Eight Race Engineering Australia		265.3
18	97	Solite Indigo Racing		265.3
19	912	Absolute Racing		265.3
20	51	AMAC Motorsport		265.3
21	60	LM corsa		264.0
22	8	ARN Racing		263.4
23	55	Craft-Bamboo Racing		263.4
24	88	Craft-Bamboo Racing		260.8
25	11	GTO Racing with TTR		253.5
26	81	BMW Team Studie		251.7
27	199	Team iRace.Win		251.7
28	19	Birth Racing Project		251.7
29	111	Team iRace.Win		251.1
30	77	Craft-Bamboo Racing		250.0
31	82	BMW Team Studie		250.0

Weather / Track : Cloudy / Dry

Results can be found at www.tsl-timing.com

Fuji Speedway
Circuit Length = 4.563 km
Start: 13:07 Flag 14:08 End: 14:13

Printed - 14:15 Sunday, 07 July 2019

Blancpain GT World Challenge Asia

RACE 2 - DRIVER STATISTICS

POS	NO	CL	PIC	TEAM / DRIVERS	CAR	LAPS	RACE TIME	%	BEST	ON	KPH
1	12	GT3S	1	Audi Sport Asia Team Absolute Racing Weiron TAN (MYS) Martin RUMP (EST)	Audi R8 LMS GT3 2019	33	1:00:51.880				
						18	33:10.420	54.50	1:42.698	22	159.95
						15	27:41.460	45.50	1:42.435	3	160.36
2	918	GT3PA	1	Panther/AAS Motorsport (CHN) Vutthikorn INTHRAPHUVASAK (THA) Alexandre IMPERATORI (CHE)	Porsche 911 GT3 R	33	1:00:52.622				
						13	24:43.611	40.62	1:43.290	29	159.03
						20	36:09.011	59.38	1:42.632	9	160.05
3	99	GT3S	2	Craft-Bamboo Racing (HKG) Christina NIELSEN (DNK) Darryl O'YOUNG (HKG)	Mercedes-AMG GT3	33	1:00:57.941				
						17	31:26.979	51.59	1:43.034	29	159.43
						16	29:30.962	48.41	1:43.002	7	159.48
4	999	GT3S	3	Audi Sport Asia Team TSRT (CHN) Weian CHEN (CHN) Rahel FREY (CHE)	Audi R8 LMS GT3 2019	33	1:01:00.270				
						17	31:23.273	51.45	1:42.459	23	160.32
						16	29:36.997	48.55	1:43.395	8	158.87
5	888	GT3PA	2	Triple Eight Race Engineering Australia HH Prince Abdul Rahman IBRAHIM (MYS) Jazeman JAAFAR (MYS)	Mercedes-AMG GT3	33	1:01:04.023				
						13	25:02.947	41.02	1:44.957	33	156.50
						20	36:01.076	58.98	1:41.698	2	161.52
6	666	GT3PA	3	Vincenzo Sospiri Racing (ITA) Alex AU (HKG) Frederik SCHANDORFF (DNK)	Lamborghini Huracán GT3 EVO	33	1:01:08.180				
						14	26:34.791	43.48	1:44.077	23	157.83
						19	34:33.389	56.52	1:42.923	7	159.60
7	911	GT3S	4	Absolute Racing (CHN) Tanart SATHIENTHIRAKUL (THA) Philip HAMPRECHT (DEU)	Porsche 911 GT3 R	33	1:01:08.444				
						18	32:39.157	53.41	1:43.275	29	159.05
						15	27:46.656	45.43	1:43.057	8	159.39
8	97	GT3S	5	Solite Indigo Racing (KOR) Roelof BRUJNS (KOR) Manuel METZGER (DEU)	Mercedes-AMG GT3	33	1:01:08.688				
						17	30:43.147	50.24	1:43.041	31	159.42
						16	29:53.461	48.89	1:42.800	11	159.79
9	8	GT3PA	4	ARN Racing (JPN) Hiroaki NAGAI (JPN) Yuta KAMIMURA (JPN)	Porsche 911 GT3 R	33	1:01:08.906				
						15	27:48.721	45.48	1:43.512	29	158.69
						18	32:50.430	53.71	1:42.660	9	160.01
10	61	GT3PA	5	ABSSA Motorsport (JPN) Piti BHIROMBHAKDI (THA) Keita SAWA (JPN)	McLaren 720S GT3	33	1:01:18.082				
						15	27:13.063	44.40	1:44.071	33	157.84
						18	33:10.731	54.12	1:43.497	8	158.71
11	128	GT3AM	1	Vattana Motorsport (THA) Chonsawat ASAVAHAME (THA) Akihiro ASAI (JPN)	Lamborghini Huracan GT3 EVO	33	1:01:27.368				
						14	26:05.166	42.45	1:45.478	30	155.73
						19	35:22.202	57.55	1:43.592	10	158.57
12	60	GT3AM	2	LM corsa (JPN) Kei NAKANISHI (JPN) Shigekazu WAKISAKA (JPN)	Porsche 911 GT3 R	33	1:01:30.025				
						18	33:22.674	54.27	1:45.075	33	156.33
						15	28:07.351	45.73	1:43.623	7	158.52
13	912	GT3S	6	Absolute Racing (CHN) Yuan BO (CHN) Leo Ye HONGLI (CHN)	Porsche 911 GT3 R	33	1:01:32.378				
						16	29:52.918	48.56	1:43.160	21	159.23
						17	31:09.540	50.63	1:42.866	8	159.69
14	13	GT3PA	6	Audi Sport Asia Team Absolute Racing Jingzu SUN (CHN) Congfu CHENG (CHN)	Audi R8 LMS GT3 2019	33	1:01:32.666				
						14	26:23.848	42.89	1:45.191	31	156.16
						19	34:38.656	56.29	1:42.738	3	159.89
15	83	GT3PA	7	X Works (CHN) Philip TANG (HKG) Shaun THONG (HKG)	Audi R8 LMS GT3	33	1:01:36.153				
						14	26:50.102	43.56	1:47.194	24	153.24
						19	34:46.051	56.44	1:43.089	17	159.34
16	51	GT3AM	3	AMAC Motorsport (AUS) Andrew MACPHERSON (AUS) William Ben PORTER (AUS)	Lamborghini Huracan GT3 EVO	33	1:01:37.443				
						14	26:26.076	42.90	1:46.715	22	153.93
						19	35:11.367	57.10	1:43.573	5	158.60
17	88	GT3PA	8	Craft-Bamboo Racing (HKG) Jeffrey LEE (TPE) Alessio PICARIELLO (BEL)	Mercedes-AMG GT3	33	1:01:42.197				
						13	25:20.865	41.08	1:45.371	23	155.89
						20	35:51.079	58.10	1:41.543	2	161.77
18	777	GT3AM	4	CarGuy Racing (JPN) Yusuke YAMASAKI (JPN) Takeshi KIMURA (JPN)	Ferrari 488 GT3	33	1:01:57.977				
						14	26:21.551	42.54	1:45.748	31	155.33
						19	35:06.723	56.66	1:43.452	8	158.78
19	390	GT3AM	5	Kizashi Koshido Success Racing (JPN) Tamotsu KONDO (JPN) Motoharu SATO (JPN)	Lamborghini Huracan GT3	32	1:01:35.715				
						15	29:05.523	47.23	1:47.443	30	152.88
						17	32:30.192	52.77	1:45.858	5	155.17

Fuji Speedway

Circuit Length = 4.563 km

Start: 13:07 Flag 14:08 End: 14:13

Weather / Track : Cloudy / Dry

Blancpain GT World Challenge Asia

RACE 2 - DRIVER STATISTICS

POS	NO	CL	PIC	TEAM / DRIVERS	CAR	LAPS	RACE TIME	%	BEST	ON	KPH
20	17	GT3PA	9	Anstone Racing (CHN) Xu WEI (CHN) Naoki YOKOMIZO (JPN)	Mercedes-AMG GT3	32	1:01:47.562				
						13	26:03.557	42.17	1:45.021	22	156.41
						19	34:24.038	55.67	1:41.835	2	161.30
21	81	GT4AM	1	BMW Team Studie (JPN) Takayuki KINOSHITA (JPN) Sunako JUKUCHOU (JPN)	BMW M4 GT4	31	1:01:54.997				
						14	28:07.909	45.43	1:52.041	30	146.61
						17	33:47.088	54.57	1:51.430	3	147.41
22	199	GT4AM	2	Team iRace.Win (TPE) Keo CHANG (TPE) Joe CHI (TPE)	Mercedes-AMG GT4	31	1:01:57.591				
						13	26:09.406	42.22	1:52.544	20	145.95
						18	35:48.185	57.78	1:52.319	6	146.25
23	111	GT4AM	3	Team iRace.Win (TPE) Ringo CHONG (SGP) Setiawan SANTOSO (IDN)	Mercedes-AMG GT4	31	1:02:00.758				
						17	33:28.468	53.98	1:52.304	30	146.27
						14	28:32.290	46.02	1:52.107	4	146.52
24	11	GT4AM	4	GTO Racing with TTR (JPN) Brian LEE (TPE) Tony FONG (HKG)	Mercedes-AMG GT4	31	1:02:01.166				
						18	35:03.539	56.53	1:52.009	30	146.65
						13	26:57.627	43.47	1:53.170	4	145.15
25	77	GT4AM	5	Craft-Bamboo Racing (HKG) Jean-Marc MERLIN (FRA) David PUN (HKG)	Mercedes-AMG GT4	30	1:02:30.457				
						0	0.000	0.00		0	
						30	58:51.425	94.16	1:51.380	3	147.48
26	27	GT3S	7	HubAuto Corsa (TPE) Marco SEEFRIED (DEU) Yuya SAKAMOTO (JPN)	Ferrari 488 GT3	29	54:00.983				
						14	26:14.347	48.58	1:42.259	21	160.63
						15	27:46.636	51.42	1:42.903	9	159.63
27	55	GT3PA	10	Craft-Bamboo Racing (HKG) Daniel AU (SGP) Melvin MOH (MYS)	Mercedes-AMG GT3	22	40:01.630				
						2	3:58.799	9.94	1:59.172	22	137.84
						20	36:02.831	90.06	1:42.077	3	160.92
28	75	GT3PA	11	T2 Motorsports (SGP) David TJIPTOBIANTORO (IDN) Rio HARYANTO (IDN)	Ferrari 488 GT3	22	40:02.611				
						3	5:19.327	13.29	1:46.102	22	154.82
						19	34:43.284	86.71	1:43.351	17	158.94
29	82	GT4AM	6	BMW Team Studie (JPN) Shinsuke UMEDA (JPN) Masahiko IDA (JPN)	BMW M4 GT4	21	43:08.897				
						7	14:17.442	33.12	1:55.402	16	142.34
						14	28:49.269	66.80	1:53.454	7	144.78
30	19	GT4AM	7	Birth Racing Project (JPN) Kouichi OKUMURA (JPN) Daisuke YAMAWAKI (JPN)	Mercedes-AMG GT4	17	35:33.982				
						3	6:35.949	18.55	1:54.342	16	143.66
						14	28:54.953	81.30	1:53.428	13	144.82
31	910	GT3PA	12	JRM (CHN) Chao LI (CHN) Chris VAN DER DRIFT (NZL)	Porsche 911 GT3 R	13	22:55.354				
						0	0.000	0.00		0	
						13	22:55.354	100.00	1:42.547	3	160.18

Weather / Track : Cloudy / Dry

Fuji Speedway
Circuit Length = 4.563 km
Start: 13:07 Flag 14:08 End: 14:13

Blancpain GT World Challenge Asia

RACE 2 - PIT STOP ANALYSIS

P1	12 GT3S	Audi Sport Asia Team Absolute Racing	Audi R8 LMS GT3 2019				
D1: Weiron TAN	Total Stint: 18 Laps - 33:10.420 (54.5%)	Best Lap: 1:42.698 On Lap 22 @ 159.95 kph					
D2: Martin RUMP	Total Stint: 15 Laps - 27:41.460 (45.5%)	Best Lap: 1:42.435 On Lap 3 @ 160.36 kph					
STOP	IN TIME	DRIVER IN	STINT TIME	STOP TIME	TOTAL STOP TIME	OUT TIME	DRIVER OUT
1 -	13:33:44.528	Martin RUMP	25:59.069	1:42.391	1:42.391	13:35:26.919	Weiron TAN
-	Finish	Weiron TAN	33:10.420				
P2	918 GT3PA	Panther/AAS Motorsport	Porsche 911 GT3 R				
D1: Vutthikorn INTHRAPHUVASAK	Total Stint: 13 Laps - 24:43.611 (40.62%)	Best Lap: 1:43.290 On Lap 29 @ 159.03 kph					
D2: Alexandre IMPERATORI	Total Stint: 20 Laps - 36:09.011 (59.38%)	Best Lap: 1:42.632 On Lap 9 @ 160.05 kph					
STOP	IN TIME	DRIVER IN	STINT TIME	STOP TIME	TOTAL STOP TIME	OUT TIME	DRIVER OUT
1 -	13:42:23.310	Alexandre IMPERATORI	34:37.851	1:31.160	1:31.160	13:43:54.470	Vutthikorn INTHRAPHUVASAK
-	Finish	Vutthikorn INTHRAPHU	24:43.611				
P3	99 GT3S	Craft-Bamboo Racing	Mercedes-AMG GT3				
D1: Christina NIELSEN	Total Stint: 17 Laps - 31:26.979 (51.59%)	Best Lap: 1:43.034 On Lap 29 @ 159.43 kph					
D2: Darryl O'YOUNG	Total Stint: 16 Laps - 29:30.962 (48.41%)	Best Lap: 1:43.002 On Lap 7 @ 159.48 kph					
STOP	IN TIME	DRIVER IN	STINT TIME	STOP TIME	TOTAL STOP TIME	OUT TIME	DRIVER OUT
1 -	13:35:45.900	Darryl O'YOUNG	28:00.441	1:30.521	1:30.521	13:37:16.421	Christina NIELSEN
-	Finish	Christina NIELSEN	31:26.979				
P4	999 GT3S	Audi Sport Asia Team TSRT	Audi R8 LMS GT3 2019				
D1: Weian CHEN	Total Stint: 17 Laps - 31:23.273 (51.45%)	Best Lap: 1:42.459 On Lap 23 @ 160.32 kph					
D2: Rahel FREY	Total Stint: 16 Laps - 29:36.997 (48.55%)	Best Lap: 1:43.395 On Lap 8 @ 158.87 kph					
STOP	IN TIME	DRIVER IN	STINT TIME	STOP TIME	TOTAL STOP TIME	OUT TIME	DRIVER OUT
1 -	13:35:51.384	Rahel FREY	28:05.925	1:31.072	1:31.072	13:37:22.456	Weian CHEN
-	Finish	Weian CHEN	31:23.273				
P5	888 GT3PA	Triple Eight Race Engineering Australia	Mercedes-AMG GT3				
D1: HH Prince Abdul Rahman IBR	Total Stint: 13 Laps - 25:02.947 (41.02%)	Best Lap: 1:44.957 On Lap 33 @ 156.50 kph					
D2: Jazeman JAAFAR	Total Stint: 20 Laps - 36:01.076 (58.98%)	Best Lap: 1:41.698 On Lap 2 @ 161.52 kph					
STOP	IN TIME	DRIVER IN	STINT TIME	STOP TIME	TOTAL STOP TIME	OUT TIME	DRIVER OUT
1 -	13:42:14.867	Jazeman JAAFAR	34:29.408	1:31.668	1:31.668	13:43:46.535	HH Prince Abdul Rahman IBRAHIM
-	Finish	HH Prince Abdul Rahmã	25:02.947				
P6	666 GT3PA	Vincenzo Sospiri Racing	Lamborghini Huracán GT3 EVO				
D1: Alex AU	Total Stint: 14 Laps - 26:34.791 (43.48%)	Best Lap: 1:44.077 On Lap 23 @ 157.83 kph					
D2: Frederik SCHANDORFF	Total Stint: 19 Laps - 34:33.389 (56.52%)	Best Lap: 1:42.923 On Lap 7 @ 159.60 kph					
STOP	IN TIME	DRIVER IN	STINT TIME	STOP TIME	TOTAL STOP TIME	OUT TIME	DRIVER OUT
1 -	13:40:47.696	Frederik SCHANDORFF	33:02.237	1:31.152	1:31.152	13:42:18.848	Alex AU
-	Finish	Alex AU	26:34.791				
P7	911 GT3S	Absolute Racing	Porsche 911 GT3 R				
D1: Tanart SATHIENTHIRAKUL	Total Stint: 18 Laps - 32:39.157 (53.41%)	Best Lap: 1:43.275 On Lap 29 @ 159.05 kph					
D2: Philip HAMPRECHT	Total Stint: 15 Laps - 27:46.656 (45.43%)	Best Lap: 1:43.057 On Lap 8 @ 159.39 kph					
STOP	IN TIME	DRIVER IN	STINT TIME	STOP TIME	TOTAL STOP TIME	OUT TIME	DRIVER OUT
1 -	13:09:51.543	Philip HAMPRECHT	2:06.084	42.631	42.631	13:10:34.174	Philip HAMPRECHT
2 -	13:34:43.638	Philip HAMPRECHT	24:09.464	1:31.108	2:13.739	13:36:14.746	Tanart SATHIENTHIRAKUL
-	Finish	Tanart SATHIENTHIRA	32:39.157				
P8	97 GT3S	Solite Indigo Racing	Mercedes-AMG GT3				
D1: Roelof BRUINS	Total Stint: 17 Laps - 30:43.147 (50.24%)	Best Lap: 1:43.041 On Lap 31 @ 159.42 kph					
D2: Manuel METZGER	Total Stint: 16 Laps - 29:53.461 (48.89%)	Best Lap: 1:42.800 On Lap 11 @ 159.79 kph					
STOP	IN TIME	DRIVER IN	STINT TIME	STOP TIME	TOTAL STOP TIME	OUT TIME	DRIVER OUT
1 -	13:35:53.926	Manuel METZGER	28:08.467	1:44.994	1:44.994	13:37:38.920	Roelof BRUINS
2 -	13:51:31.312	Roelof BRUINS	13:52.392	32.080	2:17.074	13:52:03.392	Roelof BRUINS
-	Finish	Roelof BRUINS	16:50.755				

Weather / Track : Cloudy / Dry

Fuji Speedway
Circuit Length = 4.563 km
Start: 13:07 Flag 14:08 End: 14:13

Blancpain GT World Challenge Asia

RACE 2 - PIT STOP ANALYSIS

STOP	IN TIME	DRIVER IN	STINT TIME	STOP TIME	TOTAL STOP TIME	OUT TIME	DRIVER OUT
P9 8 GT3PA ARN Racing Porsche 911 GT3 R D1: Hiroaki NAGAI Total Stint: 15 Laps - 27:48.721 (45.48%) Best Lap: 1:43.512 On Lap 29 @ 158.69 kph D2: Yuta KAMIMURA Total Stint: 18 Laps - 32:50.430 (53.71%) Best Lap: 1:42.660 On Lap 9 @ 160.01 kph							
1 -	13:39:04.631	Yuta KAMIMURA	31:19.172	1:31.258	1:31.258	13:40:35.889	Hiroaki NAGAI
2 -	13:51:07.644	Hiroaki NAGAI	10:31.755	29.755	2:01.013	13:51:37.399	Hiroaki NAGAI
-	Finish	Hiroaki NAGAI	17:16.966				
P10 61 GT3PA ABSSA Motorsport McLaren 720S GT3 D1: Piti BHIROMBHAKDI Total Stint: 15 Laps - 27:13.063 (44.4%) Best Lap: 1:44.071 On Lap 33 @ 157.84 kph D2: Keita SAWA Total Stint: 18 Laps - 33:10.731 (54.12%) Best Lap: 1:43.497 On Lap 8 @ 158.71 kph							
1 -	13:39:24.605	Keita SAWA	31:39.146	1:31.585	1:31.585	13:40:56.190	Piti BHIROMBHAKDI
2 -	13:53:43.079	Piti BHIROMBHAKDI	12:46.889	54.288	2:25.873	13:54:37.367	Piti BHIROMBHAKDI
-	Finish	Piti BHIROMBHAKDI	14:26.174				
P11 128 GT3AM Vattana Motorsport Lamborghini Huracan GT3 EVO D1: Chonsawat ASAVAHAME Total Stint: 14 Laps - 26:05.166 (42.45%) Best Lap: 1:45.478 On Lap 30 @ 155.73 kph D2: Akihiro ASAI Total Stint: 19 Laps - 35:22.202 (57.55%) Best Lap: 1:43.592 On Lap 10 @ 158.57 kph							
1 -	13:41:20.310	Akihiro ASAI	33:34.851	1:47.351	1:47.351	13:43:07.661	Chonsawat ASAVAHAME
-	Finish	Chonsawat ASAVAHAME	26:05.166				
P12 60 GT3AM LM corsa Porsche 911 GT3 R D1: Kei NAKANISHI Total Stint: 18 Laps - 33:22.674 (54.27%) Best Lap: 1:45.075 On Lap 33 @ 156.33 kph D2: Shigekazu WAKISAKA Total Stint: 15 Laps - 28:07.351 (45.73%) Best Lap: 1:43.623 On Lap 7 @ 158.52 kph							
1 -	13:34:18.797	Shigekazu WAKISAKA	26:33.338	1:34.013	1:34.013	13:35:52.810	Kei NAKANISHI
-	Finish	Kei NAKANISHI	33:22.674				
P13 912 GT3S Absolute Racing Porsche 911 GT3 R D1: Yuan BO Total Stint: 16 Laps - 29:52.918 (48.56%) Best Lap: 1:43.160 On Lap 21 @ 159.23 kph D2: Leo Ye HONGLI Total Stint: 17 Laps - 31:09.540 (50.63%) Best Lap: 1:42.866 On Lap 8 @ 159.69 kph							
1 -	13:37:24.390	Leo Ye HONGLI	29:38.931	1:30.609	1:30.609	13:38:54.999	Yuan BO
2 -	14:00:08.452	Yuan BO	21:13.453	29.920	2:00.529	14:00:38.372	Yuan BO
-	Finish	Yuan BO	8:39.465				
P14 13 GT3PA Audi Sport Asia Team Absolute Racing Audi R8 LMS GT3 2019 D1: Jingzu SUN Total Stint: 14 Laps - 26:23.848 (42.89%) Best Lap: 1:45.191 On Lap 31 @ 156.16 kph D2: Congfu CHENG Total Stint: 19 Laps - 34:38.656 (56.29%) Best Lap: 1:42.738 On Lap 3 @ 159.89 kph							
1 -	13:20:02.249	Congfu CHENG	12:16.790	30.162	30.162	13:20:32.411	Congfu CHENG
2 -	13:41:22.619	Congfu CHENG	20:50.208	1:31.658	2:01.820	13:42:54.277	Jingzu SUN
3 -	14:09:15.577	Jingzu SUN					
P15 83 GT3PA X Works Audi R8 LMS GT3 D1: Philip TANG Total Stint: 14 Laps - 26:50.102 (43.56%) Best Lap: 1:47.194 On Lap 24 @ 153.24 kph D2: Shaun THONG Total Stint: 19 Laps - 34:46.051 (56.44%) Best Lap: 1:43.089 On Lap 17 @ 159.34 kph							
1 -	13:40:57.985	Shaun THONG	33:12.526	1:33.525	1:33.525	13:42:31.510	Philip TANG
-	Finish	Philip TANG	26:50.102				
P16 51 GT3AM AMAC Motorsport Lamborghini Huracan GT3 EVO D1: Andrew MACPHERSON Total Stint: 14 Laps - 26:26.076 (42.9%) Best Lap: 1:46.715 On Lap 22 @ 153.93 kph D2: William Ben PORTER Total Stint: 19 Laps - 35:11.367 (57.1%) Best Lap: 1:43.573 On Lap 5 @ 158.60 kph							
1 -	13:41:17.484	William Ben PORTER	33:32.025	1:39.342	1:39.342	13:42:56.826	Andrew MACPHERSON
-	Finish	Andrew MACPHERSON	26:26.076				

Weather / Track : Cloudy / Dry

Fuji Speedway
 Circuit Length = 4.563 km
 Start: 13:07 Flag 14:08 End: 14:13

Blancpain GT World Challenge Asia

RACE 2 - PIT STOP ANALYSIS

P17	88	GT3PA	Craft-Bamboo Racing					Mercedes-AMG GT3
D1: Jeffrey LEE		Total Stint: 13 Laps - 25:20.865 (41.08%)						Best Lap: 1:45.371 On Lap 23 @ 155.89 kph
D2: Alessio PICARIELLO		Total Stint: 20 Laps - 35:51.079 (58.1%)						Best Lap: 1:41.543 On Lap 2 @ 161.77 kph
STOP	IN TIME	DRIVER IN	STINT TIME	STOP TIME	TOTAL STOP TIME	OUT TIME	DRIVER OUT	
1 -	13:42:03.916	Alessio PICARIELLO	34:18.457	1:32.622	1:32.622	13:43:36.538	Jeffrey LEE	
2 -	14:07:11.809	Jeffrey LEE	23:35.271	30.253	2:02.875	14:07:42.062	Jeffrey LEE	
-	Finish	Jeffrey LEE	1:45.594					
P18	777	GT3AM	CarGuy Racing					Ferrari 488 GT3
D1: Yusuke YAMASAKI		Total Stint: 14 Laps - 26:21.551 (42.54%)						Best Lap: 1:45.748 On Lap 31 @ 155.33 kph
D2: Takeshi KIMURA		Total Stint: 19 Laps - 35:06.723 (56.66%)						Best Lap: 1:43.452 On Lap 8 @ 158.78 kph
STOP	IN TIME	DRIVER IN	STINT TIME	STOP TIME	TOTAL STOP TIME	OUT TIME	DRIVER OUT	
1 -	13:41:22.033	Takeshi KIMURA	33:36.574	1:30.149	1:30.149	13:42:52.182	Yusuke YAMASAKI	
2 -	14:07:28.779	Yusuke YAMASAKI	24:36.597	29.703	1:59.852	14:07:58.482	Yusuke YAMASAKI	
-	Finish	Yusuke YAMASAKI	1:44.954					
P19	390	GT3AM	Kizashi Koshido Success Racing					Lamborghini Huracan GT3
D1: Tamotsu KONDO		Total Stint: 15 Laps - 29:05.523 (47.23%)						Best Lap: 1:47.443 On Lap 30 @ 152.88 kph
D2: Motoharu SATO		Total Stint: 17 Laps - 32:30.192 (52.77%)						Best Lap: 1:45.858 On Lap 5 @ 155.17 kph
STOP	IN TIME	DRIVER IN	STINT TIME	STOP TIME	TOTAL STOP TIME	OUT TIME	DRIVER OUT	
1 -	13:38:42.692	Motoharu SATO	30:57.233	1:32.959	1:32.959	13:40:15.651	Tamotsu KONDO	
-	Finish	Tamotsu KONDO	29:05.523					
P20	17	GT3PA	Anstone Racing					Mercedes-AMG GT3
D1: Xu WEI		Total Stint: 13 Laps - 26:03.557 (42.17%)						Best Lap: 1:45.021 On Lap 22 @ 156.41 kph
D2: Naoki YOKOMIZO		Total Stint: 19 Laps - 34:24.038 (55.67%)						Best Lap: 1:41.835 On Lap 2 @ 161.30 kph
STOP	IN TIME	DRIVER IN	STINT TIME	STOP TIME	TOTAL STOP TIME	OUT TIME	DRIVER OUT	
1 -	13:40:32.651	Naoki YOKOMIZO	32:47.192	1:36.846	1:36.846	13:42:09.497	Xu WEI	
2 -	14:04:09.449	Xu WEI	21:59.952	1:19.967	2:56.813	14:05:29.416	Xu WEI	
-	Finish	Xu WEI	4:03.605					
P21	81	GT4AM	BMW Team Studie					BMW M4 GT4
D1: Takayuki KINOSHITA		Total Stint: 14 Laps - 28:07.909 (45.43%)						Best Lap: 1:52.041 On Lap 30 @ 146.61 kph
D2: Sunako JUKUCHOU		Total Stint: 17 Laps - 33:47.088 (54.57%)						Best Lap: 1:51.430 On Lap 3 @ 147.41 kph
STOP	IN TIME	DRIVER IN	STINT TIME	STOP TIME	TOTAL STOP TIME	OUT TIME	DRIVER OUT	
1 -	13:39:50.209	Sunako JUKUCHOU	32:04.750	1:42.338	1:42.338	13:41:32.547	Takayuki KINOSHITA	
-	Finish	Takayuki KINOSHITA	28:07.909					
P22	199	GT4AM	Team iRace.Win					Mercedes-AMG GT4
D1: Keo CHANG		Total Stint: 13 Laps - 26:09.406 (42.22%)						Best Lap: 1:52.544 On Lap 20 @ 145.95 kph
D2: Joe CHI		Total Stint: 18 Laps - 35:48.185 (57.78%)						Best Lap: 1:52.319 On Lap 6 @ 146.25 kph
STOP	IN TIME	DRIVER IN	STINT TIME	STOP TIME	TOTAL STOP TIME	OUT TIME	DRIVER OUT	
1 -	13:42:02.679	Joe CHI	34:17.220	1:30.965	1:30.965	13:43:33.644	Keo CHANG	
-	Finish	Keo CHANG	26:09.406					
P23	111	GT4AM	Team iRace.Win					Mercedes-AMG GT4
D1: Ringo CHONG		Total Stint: 17 Laps - 33:28.468 (53.98%)						Best Lap: 1:52.304 On Lap 30 @ 146.27 kph
D2: Setiawan SANTOSO		Total Stint: 14 Laps - 28:32.290 (46.02%)						Best Lap: 1:52.107 On Lap 4 @ 146.52 kph
STOP	IN TIME	DRIVER IN	STINT TIME	STOP TIME	TOTAL STOP TIME	OUT TIME	DRIVER OUT	
1 -	13:34:40.388	Setiawan SANTOSO	26:54.929	1:37.361	1:37.361	13:36:17.749	Ringo CHONG	
-	Finish	Ringo CHONG	33:28.468					
P24	11	GT4AM	GTO Racing with TTR					Mercedes-AMG GT4
D1: Brian LEE		Total Stint: 18 Laps - 35:03.539 (56.53%)						Best Lap: 1:52.009 On Lap 30 @ 146.65 kph
D2: Tony FONG		Total Stint: 13 Laps - 26:57.627 (43.47%)						Best Lap: 1:53.170 On Lap 4 @ 145.15 kph
STOP	IN TIME	DRIVER IN	STINT TIME	STOP TIME	TOTAL STOP TIME	OUT TIME	DRIVER OUT	
1 -	13:33:12.027	Tony FONG	25:26.568	1:31.059	1:31.059	13:34:43.086	Brian LEE	
-	Finish	Brian LEE	35:03.539					

Weather / Track : Cloudy / Dry

Fuji Speedway
Circuit Length = 4.563 km
Start: 13:07 Flag 14:08 End: 14:13

Blancpain GT World Challenge Asia

RACE 2 - PIT STOP ANALYSIS

P25	77 GT4AM	Craft-Bamboo Racing	Mercedes-AMG GT4				
D1: Jean-Marc MERLIN	Total Stint: 0 Laps		Best Lap: 1:51.380 On Lap 3 @ 147.48 kph				
D2: David PUN	Total Stint: 30 Laps - 58:51.425 (94.16%)						

STOP	IN TIME	DRIVER IN	STINT TIME	STOP TIME	TOTAL STOP TIME	OUT TIME	DRIVER OUT
1 -	13:36:08.662	Jean-Marc MERLIN	28:23.203	2:05.039	2:05.039	13:38:13.701	Jean-Marc MERLIN
2 -	14:01:14.142	Jean-Marc MERLIN	23:00.441	1:33.993	3:39.032	14:02:48.135	Jean-Marc MERLIN
-	Finish	Jean-Marc MERLIN	7:27.781				

P26	27 GT3S	HubAuto Corsa	Ferrari 488 GT3				
D1: Marco SEEFRIED	Total Stint: 14 Laps - 26:14.347 (48.58%)		Best Lap: 1:42.259 On Lap 21 @ 160.63 kph				
D2: Yuya SAKAMOTO	Total Stint: 15 Laps - 27:46.636 (51.42%)		Best Lap: 1:42.903 On Lap 9 @ 159.63 kph				

STOP	IN TIME	DRIVER IN	STINT TIME	STOP TIME	TOTAL STOP TIME	OUT TIME	DRIVER OUT
1 -	13:33:56.103	Yuya SAKAMOTO	26:10.644	1:35.992	1:35.992	13:35:32.095	Marco SEEFRIED
-	Finish	Marco SEEFRIED	26:14.347				

P27	55 GT3PA	Craft-Bamboo Racing	Mercedes-AMG GT3				
D1: Daniel AU	Total Stint: 2 Laps - 3:58.799 (9.94%)		Best Lap: 1:59.172 On Lap 22 @ 137.84 kph				
D2: Melvin MOH	Total Stint: 20 Laps - 36:02.831 (90.06%)		Best Lap: 1:42.077 On Lap 3 @ 160.92 kph				

STOP	IN TIME	DRIVER IN	STINT TIME	STOP TIME	TOTAL STOP TIME	OUT TIME	DRIVER OUT
1 -	13:42:17.212	Melvin MOH	34:31.753	1:31.078	1:31.078	13:43:48.290	Daniel AU
-	Finish	Daniel AU	3:58.799				

P28	75 GT3PA	T2 Motorsports	Ferrari 488 GT3				
D1: David TJIPTOBIANTORO	Total Stint: 3 Laps - 5:19.327 (13.29%)		Best Lap: 1:46.102 On Lap 22 @ 154.82 kph				
D2: Rio HARYANTO	Total Stint: 19 Laps - 34:43.284 (86.71%)		Best Lap: 1:43.351 On Lap 17 @ 158.94 kph				

STOP	IN TIME	DRIVER IN	STINT TIME	STOP TIME	TOTAL STOP TIME	OUT TIME	DRIVER OUT
1 -	13:40:56.061	Rio HARYANTO	33:10.602	1:32.682	1:32.682	13:42:28.743	David TJIPTOBIANTORO
-	Finish	David TJIPTOBIANTOR	5:19.327				

P29	82 GT4AM	BMW Team Studie	BMW M4 GT4				
D1: Shinsuke UMEDA	Total Stint: 7 Laps - 14:17.442 (33.12%)		Best Lap: 1:55.402 On Lap 16 @ 142.34 kph				
D2: Masahiko IDA	Total Stint: 14 Laps - 28:49.269 (66.8%)		Best Lap: 1:53.454 On Lap 7 @ 144.78 kph				

STOP	IN TIME	DRIVER IN	STINT TIME	STOP TIME	TOTAL STOP TIME	OUT TIME	DRIVER OUT
1 -	13:35:03.529	Masahiko IDA	27:18.070	1:31.199	1:31.199	13:36:34.728	Shinsuke UMEDA
2 -	13:50:52.170	Shinsuke UMEDA					

P30	19 GT4AM	Birth Racing Project	Mercedes-AMG GT4				
D1: Kouichi OKUMURA	Total Stint: 3 Laps - 6:35.949 (18.55%)		Best Lap: 1:54.342 On Lap 16 @ 143.66 kph				
D2: Daisuke YAMAWAKI	Total Stint: 14 Laps - 28:54.953 (81.3%)		Best Lap: 1:53.428 On Lap 13 @ 144.82 kph				

STOP	IN TIME	DRIVER IN	STINT TIME	STOP TIME	TOTAL STOP TIME	OUT TIME	DRIVER OUT
1 -	13:34:51.014	Daisuke YAMAWAKI	27:05.555	1:49.398	1:49.398	13:36:40.412	Kouichi OKUMURA
2 -	13:43:16.361	Kouichi OKUMURA					

Blancpain GT World Challenge Asia

RACE 2 - STATISTICS

Competitors Started	31
Planned Start	2019-07-07 @ 13:05:00.000
Actual Start	2019-07-07 @ 13:07:45.458
Finish Time	2019-07-07 @ 14:08:35.875
Track Length	4.563km
Total Laps	938
Total Distance Covered	4280.094km

Session Fastest Lap History

NO	CL	NAME	LAP TIME	TIME OF DAY	LAP	VEHICLE
88	GT3PA	Craft-Bamboo Racing <i>A. PICARIELLO</i>	1:50.603	13:09:36.061	1	Mercedes-AMG GT3
88	GT3PA	Craft-Bamboo Racing <i>A. PICARIELLO</i>	1:41.543	13:11:17.602	2	Mercedes-AMG GT3

Session Leader History

NO	CL	NAME	FROM LAP	LAPS LED	DISTANCE	VEHICLE
88	GT3PA	Craft-Bamboo Racing <i>A. PICARIELLO</i>	1	20	91.26 km	Mercedes-AMG GT3
88	GT3PA	Craft-Bamboo Racing <i>J. LEE</i>	21	8	36.50 km	Mercedes-AMG GT3
918	GT3PA	Panther/AAS Motorsport <i>V. INTHRAPHUVASAK</i>	29	4	18.25 km	Porsche 911 GT3 R
12	GT3S	Audi Sport Asia Team Absolute Racing <i>W. TAN</i>	33	1	4.56 km	Audi R8 LMS GT3 2019

Flag History

TYPE	TIME OF DAY
GREEN	13:07:45.458
SAFETY	13:51:27.884
GREEN	13:58:10.364
FINISH	14:08:35.875

Flag Statistics

TYPE	COUNT	TOTAL LAPS	TOTAL TIME
Green	2	31	59:02.686
Red	0	0	0.000
Safety Car	1	2	6:42.479
FCY	0	0	0.000

Weather / Track : Cloudy / Dry

These results are provisional until the conclusion of any judicial and technical matters.

Results can be found at www.tsl-timing.com

Page 1 of 5

Fuji Speedway

Circuit Length = 4.563 km

Start: 13:07 Flag 14:08 End: 14:13

Printed - 14:18 Sunday, 07 July 2019

Blancpain GT World Challenge Asia

RACE 2 - STATISTICS

CLASS : GT3S

7 Starters

Fastest Lap History

NO	NAME	LAP TIME	TIME OF DAY	LAP	VEHICLE
12	Audi Sport Asia Team Absolute Racing <i>M. RUMP</i>	1:54.122	13:09:39.577	1	Audi R8 LMS GT3 2019
12	Audi Sport Asia Team Absolute Racing <i>M. RUMP</i>	1:42.858	13:11:22.435	2	Audi R8 LMS GT3 2019
12	Audi Sport Asia Team Absolute Racing <i>M. RUMP</i>	1:42.435	13:13:04.869	3	Audi R8 LMS GT3 2019
27	HubAuto Corsa <i>M. SEEFRIED</i>	1:42.335	13:44:08.756	20	Ferrari 488 GT3
27	HubAuto Corsa <i>M. SEEFRIED</i>	1:42.259	13:45:51.015	21	Ferrari 488 GT3

Leader History

NO	NAME	FROM LAP	LAPS LED	DISTANCE	VEHICLE
12	Audi Sport Asia Team Absolute Racing <i>M. RUMP</i>	1	15	68.44 km	Audi R8 LMS GT3 2019
912	Absolute Racing <i>L. HONGLI</i>	16	2	9.12 km	Porsche 911 GT3 R
12	Audi Sport Asia Team Absolute Racing <i>W. TAN</i>	18	16	73.00 km	Audi R8 LMS GT3 2019

Weather / Track : Cloudy / Dry

These results are provisional until the conclusion of any judicial and technical matters.

Results can be found at www.tsl-timing.com

Page 2 of 5

Fuji Speedway

Circuit Length = 4.563 km

Start: 13:07 Flag 14:08 End: 14:13

Printed - 14:18 Sunday, 07 July 2019

Blancpain GT World Challenge Asia

RACE 2 - STATISTICS

CLASS : GT3PA

12 Starters

Fastest Lap History

NO	NAME	LAP TIME	TIME OF DAY	LAP	VEHICLE
88	Craft-Bamboo Racing <i>A. PICARIELLO</i>	1:50.603	13:09:36.061	1	Mercedes-AMG GT3
88	Craft-Bamboo Racing <i>A. PICARIELLO</i>	1:41.543	13:11:17.602	2	Mercedes-AMG GT3

Leader History

NO	NAME	FROM LAP	LAPS LED	DISTANCE	VEHICLE
88	Craft-Bamboo Racing <i>A. PICARIELLO</i>	1	20	91.26 km	Mercedes-AMG GT3
88	Craft-Bamboo Racing <i>J. LEE</i>	21	8	36.50 km	Mercedes-AMG GT3
918	Panther/AAS Motorsport <i>V. INTHRAPHUVASAK</i>	29	5	22.81 km	Porsche 911 GT3 R

Weather / Track : Cloudy / Dry

These results are provisional until the conclusion of any judicial and technical matters.

Results can be found at www.tsl-timing.com

Page 3 of 5

Fuji Speedway

Circuit Length = 4.563 km

Start: 13:07 Flag 14:08 End: 14:13

Printed - 14:18 Sunday, 07 July 2019

Blancpain GT World Challenge Asia

RACE 2 - STATISTICS

CLASS : GT3AM

5 Starters

Fastest Lap History

NO	NAME	LAP TIME	TIME OF DAY	LAP	VEHICLE
128	Vattana Motorsport <i>A. ASAI</i>	2:00.937	13:09:46.390	1	Lamborghini Huracan GT3 EVO
128	Vattana Motorsport <i>A. ASAI</i>	1:46.740	13:11:33.129	2	Lamborghini Huracan GT3 EVO
777	CarGuy Racing <i>T. KIMURA</i>	1:46.271	13:11:33.775	2	Ferrari 488 GT3
128	Vattana Motorsport <i>A. ASAI</i>	1:45.124	13:13:18.255	3	Lamborghini Huracan GT3 EVO
777	CarGuy Racing <i>T. KIMURA</i>	1:44.564	13:13:18.344	3	Ferrari 488 GT3
128	Vattana Motorsport <i>A. ASAI</i>	1:43.688	13:16:47.603	5	Lamborghini Huracan GT3 EVO
51	AMAC Motorsport <i>W. PORTER</i>	1:43.573	13:16:47.855	5	Lamborghini Huracan GT3 EVO
777	CarGuy Racing <i>T. KIMURA</i>	1:43.452	13:22:02.400	8	Ferrari 488 GT3

Leader History

NO	NAME	FROM LAP	LAPS LED	DISTANCE	VEHICLE
128	Vattana Motorsport <i>A. ASAI</i>	1	5	22.81 km	Lamborghini Huracan GT3 EVO
51	AMAC Motorsport <i>W. PORTER</i>	6	5	22.81 km	Lamborghini Huracan GT3 EVO
128	Vattana Motorsport <i>A. ASAI</i>	11	2	9.12 km	Lamborghini Huracan GT3 EVO
51	AMAC Motorsport <i>W. PORTER</i>	13	7	31.94 km	Lamborghini Huracan GT3 EVO
777	CarGuy Racing <i>Y. YAMASAKI</i>	20	9	41.06 km	Ferrari 488 GT3
128	Vattana Motorsport <i>C. ASAVAHAME</i>	29	5	22.81 km	Lamborghini Huracan GT3 EVO

Weather / Track : Cloudy / Dry

These results are provisional until the conclusion of any judicial and technical matters.

Results can be found at www.tsl-timing.com

Page 4 of 5

Fuji Speedway

Circuit Length = 4.563 km

Start: 13:07 Flag 14:08 End: 14:13

Printed - 14:18 Sunday, 07 July 2019

Blancpain GT World Challenge Asia

RACE 2 - STATISTICS

CLASS : GT4AM

7 Starters

Fastest Lap History

NO	NAME	LAP TIME	TIME OF DAY	LAP	VEHICLE
77	Craft-Bamboo Racing <i>D. PUN</i>	2:04.384	13:09:49.845	1	Mercedes-AMG GT4
77	Craft-Bamboo Racing <i>D. PUN</i>	1:52.145	13:11:41.991	2	Mercedes-AMG GT4
81	BMW Team Studie <i>S. JUKUCHOU</i>	1:52.134	13:11:42.542	2	BMW M4 GT4
77	Craft-Bamboo Racing <i>D. PUN</i>	1:51.380	13:13:33.370	3	Mercedes-AMG GT4

Leader History

NO	NAME	FROM LAP	LAPS LED	DISTANCE	VEHICLE
77	Craft-Bamboo Racing <i>D. PUN</i>	1	7	31.94 km	Mercedes-AMG GT4
81	BMW Team Studie <i>S. JUKUCHOU</i>	8	10	45.63 km	BMW M4 GT4
199	Team iRace.Win <i>J. CHI</i>	18	1	4.56 km	Mercedes-AMG GT4
81	BMW Team Studie <i>T. KINOSHITA</i>	19	13	59.31 km	BMW M4 GT4

Weather / Track : Cloudy / Dry

These results are provisional until the conclusion of any judicial and technical matters.

Results can be found at www.tsl-timing.com

Page 5 of 5

Fuji Speedway

Circuit Length = 4.563 km

Start: 13:07 Flag 14:08 End: 14:13

Printed - 14:18 Sunday, 07 July 2019