

**SRO**  
MOTORSPORTS GROUP



# Blancpain GT World Challenge Asia

**Rounds 7 & 8**

**Fuji Speedway**

**5<sup>th</sup> – 7<sup>th</sup> July 2019**



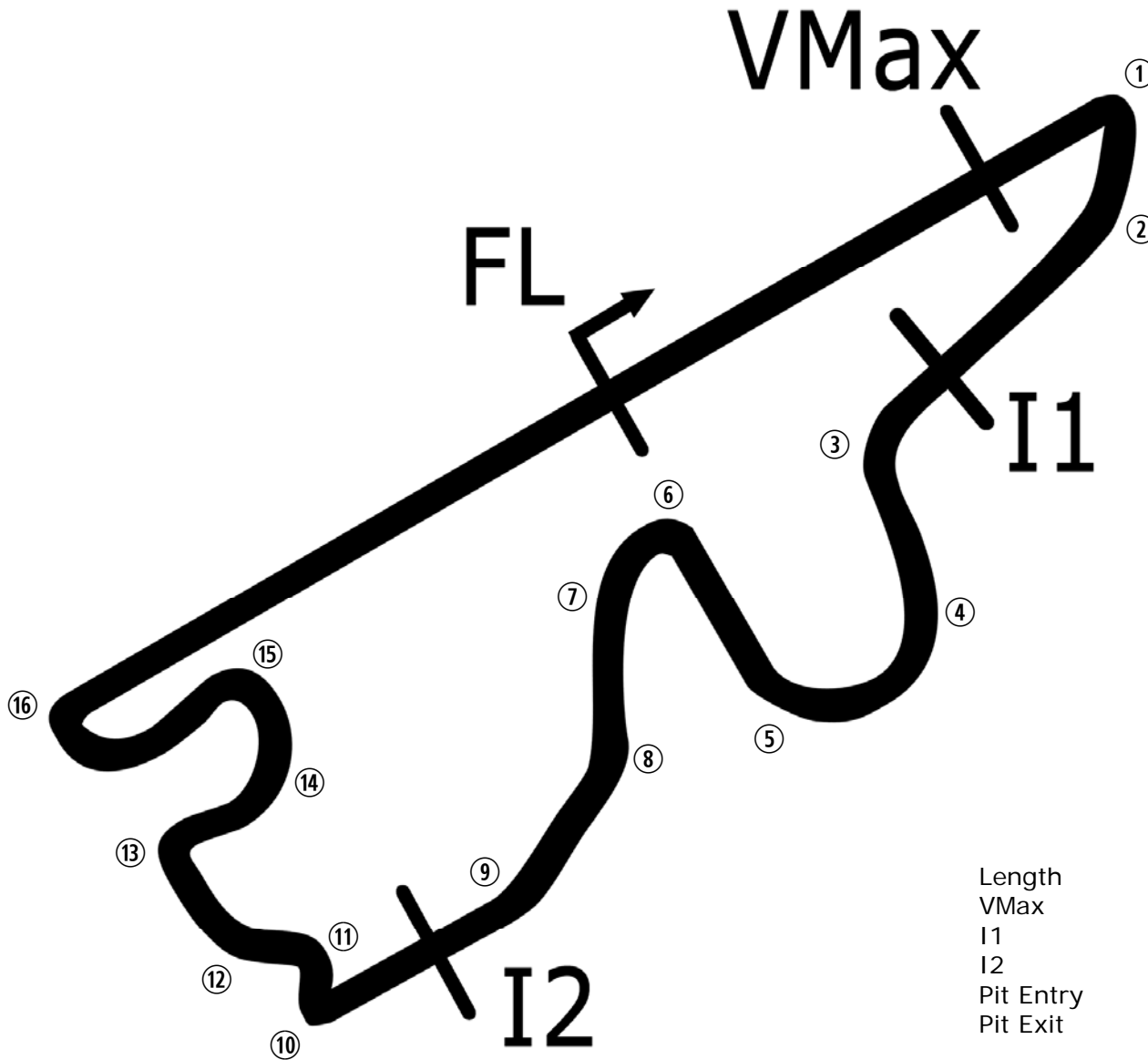
**Results Provided by Timing Solutions Ltd**

**[www.tsl-timing.com](http://www.tsl-timing.com)**

JB  
**BLANCPAIN**  
MANUFACTURE DE HAUTES HORLOGERIES



# Fuji International Speedway



Length	2.835 miles	4563.0 m
VMax	571m	
I1	1305m	
I2	2828m	
Pit Entry	36m before FL	
Pit Exit	451.2m after FL	
Pit Entry–Pit Exit 487.2m, 29.2s @60kph		

## Blancpain GT World Challenge Asia

### RACE 1 - GRID (60 minutes) - FINAL

ROW 16	31	<b>111</b>	Ringo CHONG 1:56.737 Team iRace.Win		
ROW 15	29	<b>11</b>	Brian LEE 1:52.085 GTO Racing with TTR	30	<b>82</b> Shinsuke UMEDA 1:53.896 BMW Team Studie
ROW 14	27	<b>19</b>	Kouichi OKUMURA 1:51.618 Birth Racing Project	28	<b>199</b> Keo CHANG 1:51.909 Team iRace.Win
ROW 13	25	<b>81</b>	Takayuki KINOSHITA 1:50.519 BMW Team Studie	26	<b>77</b> Jean-Marc MERLIN 1:51.060 Craft-Bamboo Racing
ROW 12	23	<b>55</b>	Daniel AU 1:49.063 Craft-Bamboo Racing	24	<b>777</b> Yusuke YAMASAKI 1:44.946 CarGuy Racing
ROW 11	21	<b>128</b>	Chonsawat ASAVAHAME 1:46.481 Vattana Motorsport	22	<b>83</b> Philip TANG 1:46.657 X Works
ROW 10	19	<b>51</b>	Andrew MACPHERSON 1:45.341 AMAC Motorsport	20	<b>390</b> Tamotsu KONDO 1:46.403 Kizashi Koshido Success Racing
ROW 9	17	<b>888</b>	HH Prince Abdul Rahman IBRAHIM 1:44.457 Triple Eight Race Engineering Australia	18	<b>13</b> Jingzu SUN 1:44.951 Audi Sport Asia Team Absolute Racing
ROW 8	15	<b>910</b>	Chao LI 1:44.216 JRM	16	<b>60</b> Kei NAKANISHI 1:44.318 LM corsa
ROW 7	13	<b>75</b>	David TJIPTOBIANTORO 1:43.955 T2 Motorsports	14	<b>88</b> Jeffrey LEE 1:44.165 Craft-Bamboo Racing
ROW 6	11	<b>918</b>	Vutthikorn INTHRAPHUVASAK 1:43.124 Panther/AAS Motorsport	12	<b>17</b> Xu WEI 1:43.293 Anstone Racing
ROW 5	9	<b>912</b>	Yuan BO 1:42.953 Absolute Racing	10	<b>61</b> Piti BHIROMBHAKDI 1:42.966 ABSSA Motorsport
ROW 4	7	<b>12</b>	Weiron TAN 1:42.041 Audi Sport Asia Team Absolute Racing	8	<b>99</b> Christina NIELSEN 1:42.778 Craft-Bamboo Racing
ROW 3	5	<b>8</b>	Hiroaki NAGAI 1:42.456 ARN Racing	6	<b>666</b> Alex AU 1:42.757 Vincenzo Sospiri Racing
ROW 2	3	<b>27</b>	Marco SEEFRIED 1:42.274 HubAuto Corsa	4	<b>999</b> Weian CHEN 1:42.362 Audi Sport Asia Team TSRT
ROW 1	1	<b>911</b>	Tanart SATHIENTHIRAKUL 1:41.467 Absolute Racing	2	<b>97</b> Roelof BRUINS 1:42.163 Solite Indigo Racing
<b>Pole</b>					

Stewards Decision 01 - Car 777 to start from the back of the GT3 grid.  
Stewards Decision 31 & 34 (Suzuka) - Cars 12 & 111 - 5 place grid penalty.

Fuji Speedway  
Circuit Length = 4.563 km

Championship points attributed to teams as per entrant licenses.

Race Director : Ravin	Clerk of Course :	Stewards :	Timekeeper :
-----------------------	-------------------	------------	--------------

Results can be found at [www.tsl-timing.com](http://www.tsl-timing.com)

Printed - 12:54 Saturday, 06 July 2019

## Blancpain GT World Challenge Asia

### RACE 1 - CLASSIFICATION - PROVISIONAL

POS	NO	CL	PIC	TEAM / DRIVERS	CAR	LAPS	TIME	GAP	DIFF	KPH	BEST	ON
1	97	GT3S	1	Solite Indigo Racing (KOR) Roelof BRUIJNS (KOR) / Manuel METZGER (DEU)	Mercedes-AMG GT3	34	1:00:05.329			154.91	1:42.262	20
2	12	GT3S	2	Audi Sport Asia Team Absolute Racing (CHN) Weiron TAN (MYS) / Martin RUMP (EST)	Audi R8 LMS GT3 2019	34	1:00:05.855	0.526	0.526	154.89	1:42.085	24
3	27	GT3S	3	HubAuto Corsa (TPE) Marco SEEFRIED (DEU) / Yuya SAKAMOTO (JPN)	Ferrari 488 GT3	34	1:00:06.726	1.397	0.871	154.85	1:41.949	19
4	911	GT3S	4	Absolute Racing (CHN) Tanart SATHIENTHIRAKUL (THA) / Philip HAMPRECHT (DEU)	Porsche 911 GT3 R	34	1:00:16.989	11.660	10.263	154.41	1:42.159	21
5	999	GT3S	5	Audi Sport Asia Team TSRT (CHN) Weian CHEN (CHN) / Rahel FREY (CHE)	Audi R8 LMS GT3 2019	34	1:00:29.565	24.236	12.576	153.87	1:42.405	5
6	8	GT3PA	1	ARN Racing (JPN) Hiroaki NAGAI (JPN) / Yuta KAMIMURA (JPN)	Porsche 911 GT3 R	34	1:00:29.873	24.544	0.308	153.86	1:42.003	20
7	61	GT3PA	2	ABSSA Motorsport (JPN) Piti BHIROMBHAKDI (THA) / Keita SAWA (JPN)	McLaren 720S GT3	34	1:00:31.701	26.372	1.828	153.78	1:42.106	19
8	912	GT3S	6	Absolute Racing (CHN) Yuan BO (CHN) / Leo Ye HONGLI (CHN)	Porsche 911 GT3 R	34	1:00:33.091	27.762	1.390	153.72	1:42.136	19
9	666	GT3PA	3	Vincenzo Sospiri Racing (ITA) Alex AU (HKG) / Frederik SCHANDORFF (DNK)	Lamborghini Huracán GT3 EVO	34	1:00:49.720	44.391	16.629	153.02	1:42.627	18
10	75	GT3PA	4	T2 Motorsports (SGP) David TJIPTOBIANTORO (IDN) / Rio HARYANTO (IDN)	Ferrari 488 GT3	34	1:00:59.886	54.557	10.166	152.60	1:42.781	19
11	888	GT3PA	5	Triple Eight Race Engineering Australia (AUS) HH Prince Abdul Rahman IBRAHIM (MYS) / Jazeman JAAFAR (MYS)	Mercedes-AMG GT3	34	1:01:00.225	54.896	0.339	152.58	1:41.881	18
12	13	GT3PA	6	Audi Sport Asia Team Absolute Racing (CHN) Jingzu SUN (CHN) / Congfu CHENG (CHN)	Audi R8 LMS GT3 2019	34	1:01:15.606	1:10.277	15.381	151.95	1:42.494	19
13	99	GT3S	7	Craft-Bamboo Racing (HKG) Christina NIELSEN (DNK) / Darryl O'YOUNG (HKG)	Mercedes-AMG GT3	34	1:01:18.021	1:12.692	2.415	151.85	1:43.031	18
14	51	GT3AM	1	AMAC Motorsport (AUS) Andrew MACPHERSON (AUS) / William Ben PORTER (AUS)	Lamborghini Huracan GT3 EVO	34	1:01:49.580	1:44.251	31.559	150.55	1:43.554	27
15	777	GT3AM	2	CarGuy Racing (JPN) Yusuke YAMASAKI (JPN) / Takeshi KIMURA (JPN)	Ferrari 488 GT3	34	1:01:49.880	1:44.551	0.300	150.54	1:43.384	23
16	88	GT3PA	7	Craft-Bamboo Racing (HKG) Jeffrey LEE (TPE) / Alessio PICARIELLO (BEL)	Mercedes-AMG GT3	33	1:00:07.326	1 Lap	1 Lap	150.27	1:42.084	23
17	55	GT3PA	8	Craft-Bamboo Racing (HKG) Daniel AU (SGP) / Melvin MOH (MYS)	Mercedes-AMG GT3	33	1:00:37.140	1 Lap	29.814	149.04	1:42.105	18
18	390	GT3AM	3	Kizashi Koshido Saccuss Racing (JPN) Tamotsu KONDO (JPN) / Motoharu SATO (JPN)	Lamborghini Huracan GT3	33	1:01:05.007	1 Lap	27.867	147.90	1:45.980	33
19	83	GT3PA	9	X Works (CHN) Philip TANG (HKG) / Shaun THONG (HKG)	Audi R8 LMS GT3	33	1:01:05.351	1 Lap	0.344	147.89	1:42.689	31
20	60	GT3AM	4	LM corsa (JPN) Kei NAKANISHI (JPN) / Shigekazu WAKISAKA (JPN)	Porsche 911 GT3 R	32	1:00:25.957	2 Laps	1 Lap	144.97	1:43.670	32
21	77	GT4AM	1	Craft-Bamboo Racing (HKG) Jean-Marc MERLIN (FRA) / David PUN (HKG)	Mercedes-AMG GT4	31	1:00:06.888	3 Laps	1 Lap	141.18	1:51.359	18
22	81	GT4AM	2	BMW Team Studie (JPN) Takayuki KINOSHITA (JPN) / Sunako JUKUCHOU (JPN)	BMW M4 GT4	31	1:00:08.609	3 Laps	1.721	141.11	1:50.590	3
23	111	GT4AM	3	Team iRace.Win (TPE) Ringo CHONG (SGP) / Setiawan SANTOSO (IDN)	Mercedes-AMG GT4	31	1:00:26.511	3 Laps	17.902	140.41	1:51.279	8
24	199	GT4AM	4	Team iRace.Win (TPE) Keo CHANG (TPE) / Joe CHI (TPE)	Mercedes-AMG GT4	31	1:01:21.427	3 Laps	54.916	138.32	1:52.782	12
25	19	GT4AM	5	Birth Racing Project (JPN) Kouichi OKUMURA (JPN) / Daisuke YAMAWAKI (JPN)	Mercedes-AMG GT4	31	1:01:40.607	3 Laps	19.180	137.60	1:51.812	5
26	82	GT4AM	6	BMW Team Studie (JPN) Shinsuke UMEDA (JPN) / Masahiko IDA (JPN)	BMW M4 GT4	30	1:00:26.226	4 Laps	1 Lap	135.89	1:53.621	7
27	128	GT3AM	5	Vattana Motorsport (THA) Chonsawat ASAVAHAAME (THA) / Akihiro ASAI (JPN)	Lamborghini Huracan GT3 EVO	30	1:00:56.679	4 Laps	30.453	134.76	1:46.758	3

#### NOT CLASSIFIED

NC	17	GT3PA		Anstone Racing (CHN) Xu WEI (CHN) / Naoki YOKOMIZO (JPN)	Mercedes-AMG GT3	15	31:26.146	19 Laps	15 Laps	130.63	1:45.374	9
NC	11	GT4AM		GTO Racing with TTR (JPN) Brian LEE (TPE) / Tony FONG (HKG)	Mercedes-AMG GT4	12	27:12.787	22 Laps	3 Laps	120.72	1:51.590	5
NC	918	GT3PA		Panther/AAS Motorsport (CHN) Vutthikom INTHRAPHUVASAK (THA) / Alexandre IMPERATORI (CHE)	Porsche 911 GT3 R	3	5:40.173	31 Laps	9 Laps	144.86	1:44.287	2
NC	910	GT3PA		JRM (CHN) Chao LI (CHN) / Chris VAN DER DRIFT (NZL)	Porsche 911 GT3 R	2	4:27.181	32 Laps	1 Lap	122.96	2:10.574	1

#### FASTEST LAP

888	GT3PA	Triple Eight Race Engineering Australia (AUS) HH Prince Abdul Rahman IBRAHIM (MYS) / Jazeman JAAFAR (MYS)	Mercedes-AMG GT3	18	1:41.881	100.18 mph	161.23 kph
27	GT3S	HubAuto Corsa (TPE) Marco SEEFRIED (DEU) / Yuya SAKAMOTO (JPN)	Ferrari 488 GT3	19	1:41.949	100.12 mph	161.12 kph
777	GT3AM	CarGuy Racing (JPN) Yusuke YAMASAKI (JPN) / Takeshi KIMURA (JPN)	Ferrari 488 GT3	23	1:43.384	98.73 mph	158.89 kph
81	GT4AM	BMW Team Studie (JPN) Takayuki KINOSHITA (JPN) / Sunako JUKUCHOU (JPN)	BMW M4 GT4	3	1:50.590	92.29 mph	148.53 kph

Weather / Track : Cloudy / Dry

These results are provisional until the conclusion of any judicial and technical matters.

Championship points attributed to teams as per entrant licenses.

Race Director : Ravin	Clerk of Course :	Stewards :	Timekeeper :
-----------------------	-------------------	------------	--------------

Results can be found at [www.tsl-timing.com](http://www.tsl-timing.com)

Printed - 16:52 Saturday, 06 July 2019

## Blancpain GT World Challenge Asia

### RACE 1 - CLASSIFICATION BY CATEGORY - PROVISIONAL

#### CATEGORY : GT3

POS	NO	CL	TEAM / DRIVERS	CAR	LAPS	TIME	GAP	DIFF	KPH	BEST	ON
1	97	GT3S	Solite Indigo Racing Roelof BRUINS (KOR) / Manuel METZGER (DEU)	Mercedes-AMG GT3	34	1:00:05.329			154.91	1:42.262	20
2	12	GT3S	Audi Sport Asia Team Absolute Racing Weiron TAN (MYS) / Martin RUMP (EST)	Audi R8 LMS GT3 2019	34	1:00:05.855	0.526	0.526	154.89	1:42.085	24
3	27	GT3S	HubAuto Corsa Marco SEEFRIED (DEU) / Yuya SAKAMOTO (JPN)	Ferrari 488 GT3	34	1:00:06.726	1.397	0.871	154.85	1:41.949	19
4	911	GT3S	Absolute Racing Tanart SATHIENTHIRAKUL (THA) / Philip HAMPRECHT (DEU)	Porsche 911 GT3 R	34	1:00:16.989	11.660	10.263	154.41	1:42.159	21
5	999	GT3S	Audi Sport Asia Team TSRT Weilan CHEN (CHN) / Rahel FREY (CHE)	Audi R8 LMS GT3 2019	34	1:00:29.565	24.236	12.576	153.87	1:42.405	5
6	8	GT3PA	ARN Racing Hiroaki NAGAI (JPN) / Yuta KAMIMURA (JPN)	Porsche 911 GT3 R	34	1:00:29.873	24.544	0.308	153.86	1:42.003	20
7	61	GT3PA	ABSSA Motorsport Pili BHIROMBHAKDI (THA) / Keita SAWA (JPN)	McLaren 720S GT3	34	1:00:31.701	26.372	1.828	153.78	1:42.106	19
8	912	GT3S	Absolute Racing Yuan BO (CHN) / Leo Ye HONGLI (CHN)	Porsche 911 GT3 R	34	1:00:33.091	27.762	1.390	153.72	1:42.136	19
9	666	GT3PA	Vincenzo Sospiri Racing Alex AU (HKG) / Frederik SCHANDORFF (DNK)	Lamborghini Huracán GT3 EVO	34	1:00:49.720	44.391	16.629	153.02	1:42.627	18
10	75	GT3PA	T2 Motorsports David TIPTOBIANTORO (IDN) / Rio HARYANTO (IDN)	Ferrari 488 GT3	34	1:00:59.886	54.557	10.166	152.60	1:42.781	19
11	888	GT3PA	Triple Eight Race Engineering Australia HH Prince Abdul Rahman IBRAHIM (MYS) / Jazeman JAAAFAR (MYS)	Mercedes-AMG GT3	34	1:01:00.225	54.896	0.339	152.58	1:41.881	18
12	13	GT3PA	Audi Sport Asia Team Absolute Racing Jingzu SUN (CHN) / Congfu CHENG (CHN)	Audi R8 LMS GT3 2019	34	1:01:15.606	1:10.277	15.381	151.95	1:42.494	19
13	99	GT3S	Craft-Bamboo Racing Christina NIELSEN (DNK) / Darryl O'YOUNG (HKG)	Mercedes-AMG GT3	34	1:01:18.021	1:12.692	2.415	151.85	1:43.031	18
14	51	GT3AM	AMAC Motorsport Andrew MACPHERSON (AUS) / William Ben PORTER (AUS)	Lamborghini Huracan GT3 EVO	34	1:01:49.580	1:44.251	31.559	150.55	1:43.554	27
15	777	GT3AM	CarGuy Racing Yusuke YAMASAKI (JPN) / Takeshi KIMURA (JPN)	Ferrari 488 GT3	34	1:01:49.880	1:44.551	0.300	150.54	1:43.384	23
16	88	GT3PA	Craft-Bamboo Racing Jeffrey LEE (TPE) / Alessio PICARIELLO (BEL)	Mercedes-AMG GT3	33	1:00:07.326	1 Lap	1 Lap	150.27	1:42.084	23
17	55	GT3PA	Craft-Bamboo Racing Daniel AU (SGP) / Melvin MOH (MYS)	Mercedes-AMG GT3	33	1:00:37.140	1 Lap	29.814	149.04	1:42.105	18
18	390	GT3AM	Kizashi Koshido Success Racing Tamotsu KONDO (JPN) / Motoharu SATO (JPN)	Lamborghini Huracan GT3	33	1:01:05.007	1 Lap	27.867	147.90	1:45.980	33
19	83	GT3PA	X Works Philip TANG (HKG) / Shaun THONG (HKG)	Audi R8 LMS GT3	33	1:01:05.351	1 Lap	0.344	147.89	1:42.689	31
20	60	GT3AM	LM corsa Kei NAKANISHI (JPN) / Shigekazu WAKISAKA (JPN)	Porsche 911 GT3 R	32	1:00:25.957	2 Laps	1 Lap	144.97	1:43.670	32
21	128	GT3AM	Vattana Motorsport Chonsawat ASAVAHAME (THA) / Akihiro ASAI (JPN)	Lamborghini Huracan GT3 EVO	30	1:00:56.679	4 Laps	2 Laps	134.76	1:46.758	3
NC	17	GT3PA	Anstone Racing Xu WEI (CHN) / Naoki YOKOMIZO (JPN)	Mercedes-AMG GT3	15	31:26.146	19 Laps	15 Laps	130.63	1:45.374	9
NC	918	GT3PA	Panther/AAS Motorsport Vutthikorn INTHRAPHUVASAK (THA) / Alexandre IMPERATORI (CHE)	Porsche 911 GT3 R	3	5:40.173	31 Laps	12 Laps	144.86	1:44.287	2
NC	910	GT3PA	JRM Chao LI (CHN) / Chris VAN DER DRIFT (NZL)	Porsche 911 GT3 R	2	4:27.181	32 Laps	1 Lap	122.96	2:10.574	1

Weather / Track : Cloudy / Dry

These results are provisional until the conclusion of any judicial and technical matters.

Championship points attributed to teams as per entrant licenses.

Fuji Speedway

Circuit Length = 4.563 km

Start: 15:47 Flag 16:47 End: 16:52

Race Director : Ravin	Clerk of Course :	Stewards :	Timekeeper :
-----------------------	-------------------	------------	--------------

## Blancpain GT World Challenge Asia

### RACE 1 - CLASSIFICATION BY CATEGORY - PROVISIONAL

#### CATEGORY : GT4

POS	NO	CL	TEAM / DRIVERS	CAR	LAPS	TIME	GAP	DIFF	KPH	BEST	ON
1	77	GT4AM	Craft-Bamboo Racing Jean-Marc MERLIN (FRA) / David PUN (HKG)	Mercedes-AMG GT4	31	1:00:06.888			141.18	1:51.359	18
2	81	GT4AM	BMW Team Studie Takayuki KINOSHITA (JPN) / Sunako JUKUCHOU (JPN)	BMW M4 GT4	31	1:00:08.609	1.721	1.721	141.11	1:50.590	3
3	111	GT4AM	Team iRace.Win Ringo CHONG (SGP) / Setiawan SANTOSO (IDN)	Mercedes-AMG GT4	31	1:00:26.511	19.623	17.902	140.41	1:51.279	8
4	199	GT4AM	Team iRace.Win Keo CHANG (TPE) / Joe CHI (TPE)	Mercedes-AMG GT4	31	1:01:21.427	1:14.539	54.916	138.32	1:52.782	12
5	19	GT4AM	Birth Racing Project Kouichi OKUMURA (JPN) / Daisuke YAMAWAKI (JPN)	Mercedes-AMG GT4	31	1:01:40.607	1:33.719	19.180	137.60	1:51.812	5
6	82	GT4AM	BMW Team Studie Shinsuke UMEDA (JPN) / Masahiko IDA (JPN)	BMW M4 GT4	30	1:00:26.226	1 Lap	1 Lap	135.89	1:53.621	7
NC	11	GT4AM	GTO Racing with TTR Brian LEE (TPE) / Tony FONG (HKG)	Mercedes-AMG GT4	12	27:12.787	19 Laps	18 Laps	120.72	1:51.590	5

#### FASTEST LAP

888	GT3PA	Triple Eight Race Engineering A	AUS	Mercedes-AMG GT3 -	18	1:41.881		100.18 mph	161.23 kph
27	GT3S	HubAuto Corsa	TPE	Ferrari 488 GT3 -	19	1:41.949		100.12 mph	161.12 kph
777	GT3AM	CarGuy Racing	JPN	Ferrari 488 GT3 -	23	1:43.384		98.73 mph	158.89 kph
81	GT4AM	BMW Team Studie	JPN	BMW M4 GT4 -	3	1:50.590		92.29 mph	148.53 kph

Weather / Track : Cloudy / Dry

These results are provisional until the conclusion of any judicial and technical matters.

Championship points attributed to teams as per entrant licenses.

Fuji Speedway

Circuit Length = 4.563 km

Start: 15:47 Flag 16:47 End: 16:52

Race Director : Ravin	Clerk of Course :	Stewards :	Timekeeper :
-----------------------	-------------------	------------	--------------



## Blancpain GT World Challenge Asia

### RACE 1 - CLASSIFICATION BY CLASS - PROVISIONAL

#### CLASS : GT3 - GT3S

POS	NO	TEAM / DRIVERS	CAR	LAPS	TIME	GAP	DIFF	KPH	BEST	ON
1	97	Solite Indigo Racing Roelof BRUINS (KOR) / Manuel METZGER (DEU)	Mercedes-AMG GT3	34	1:00:05.329			154.91	1:42.262	20
2	12	Audi Sport Asia Team Absolute Racing Weiron TAN (MYS) / Martin RUMP (EST)	Audi R8 LMS GT3 2019	34	1:00:05.855	0.526	0.526	154.89	1:42.085	24
3	27	HubAuto Corsa Marco SEEFRIED (DEU) / Yuya SAKAMOTO (JPN)	Ferrari 488 GT3	34	1:00:06.726	1.397	0.871	154.85	1:41.949	19
4	911	Absolute Racing Tanart SATHIENTHIRAKUL (THA) / Philip HAMPRECHT (DEU)	Porsche 911 GT3 R	34	1:00:16.989	11.660	10.263	154.41	1:42.159	21
5	999	Audi Sport Asia Team TSRT Weilan CHEN (CHN) / Rahel FREY (CHE)	Audi R8 LMS GT3 2019	34	1:00:29.565	24.236	12.576	153.87	1:42.405	5
6	912	Absolute Racing Yuan BO (CHN) / Leo Ye HONGLI (CHN)	Porsche 911 GT3 R	34	1:00:33.091	27.762	3.526	153.72	1:42.136	19
7	99	Craft-Bamboo Racing Christina NIELSEN (DNK) / Darryl O'YOUNG (HKG)	Mercedes-AMG GT3	34	1:01:18.021	1:12.692	44.930	151.85	1:43.031	18

#### CLASS : GT3 - GT3PA

POS	NO	TEAM / DRIVERS	CAR	LAPS	TIME	GAP	DIFF	KPH	BEST	ON
1	8	ARN Racing Hiroaki NAGAI (JPN) / Yuta KAMIMURA (JPN)	Porsche 911 GT3 R	34	1:00:29.873			153.86	1:42.003	20
2	61	ABSSA Motorsport Pihl BHIROMBHAKDI (THA) / Keita SAWA (JPN)	McLaren 720S GT3	34	1:00:31.701	1.828	1.828	153.78	1:42.106	19
3	666	Vincenzo Sospiri Racing Alex AU (HKG) / Frederik SCHANDORFF (DNK)	Lamborghini Huracán GT3 EVO	34	1:00:49.720	19.847	18.019	153.02	1:42.627	18
4	75	T2 Motorsports David TJIPTOBIANTORO (IDN) / Rio HARYANTO (IDN)	Ferrari 488 GT3	34	1:00:59.886	30.013	10.166	152.60	1:42.781	19
5	888	Triple Eight Race Engineering Australia HH Prince Abdul Rahman IBRAHIM (MYS) / Jazeman JAAFAR (MYS)	Mercedes-AMG GT3	34	1:01:00.225	30.352	0.339	152.58	1:41.881	18
6	13	Audi Sport Asia Team Absolute Racing Jingzu SUN (CHN) / Congfu CHENG (CHN)	Audi R8 LMS GT3 2019	34	1:01:15.606	45.733	15.381	151.95	1:42.494	19
7	88	Craft-Bamboo Racing Jeffrey LEE (TPE) / Alessio PICARIELLO (BEL)	Mercedes-AMG GT3	33	1:00:07.326	1 Lap	1 Lap	150.27	1:42.084	23
8	55	Craft-Bamboo Racing Daniel AU (SGP) / Melvin MOH (MYS)	Mercedes-AMG GT3	33	1:00:37.140	1 Lap	29.814	149.04	1:42.105	18
9	83	X Works Philip TANG (HKG) / Shaun THONG (HKG)	Audi R8 LMS GT3	33	1:01:05.351	1 Lap	28.211	147.89	1:42.689	31
NC	17	Anstone Racing Xu WEI (CHN) / Naoki YOKOMIZO (JPN)	Mercedes-AMG GT3	15	31:26.146	19 Laps	18 Laps	130.63	1:45.374	9
NC	918	Panther/AAS Motorsport Vutthikorn INTHRAPHUVASAK (THA) / Alexandre IMPERATORI (CHE)	Porsche 911 GT3 R	3	5:40.173	31 Laps	12 Laps	144.86	1:44.287	2
NC	910	JRM Chao LI (CHN) / Chris VAN DER DRIFT (NZL)	Porsche 911 GT3 R	2	4:27.181	32 Laps	1 Lap	122.96	2:10.574	1

#### CLASS : GT3 - GT3AM

POS	NO	TEAM / DRIVERS	CAR	LAPS	TIME	GAP	DIFF	KPH	BEST	ON
1	51	AMAC Motorsport Andrew MACPHERSON (AUS) / William Ben PORTER (AUS)	Lamborghini Huracan GT3 EVO	34	1:01:49.580			150.55	1:43.554	27
2	777	CarGuy Racing Yusuke YAMASAKI (JPN) / Takeshi KIMURA (JPN)	Ferrari 488 GT3	34	1:01:49.880	0.300	0.300	150.54	1:43.384	23
3	390	Kizashi Koshido Success Racing Tamotsu KONDO (JPN) / Motoharu SATO (JPN)	Lamborghini Huracan GT3	33	1:01:05.007	1 Lap	1 Lap	147.90	1:45.980	33
4	60	LM corsa Kei NAKANISHI (JPN) / Shigekazu WAKISAKA (JPN)	Porsche 911 GT3 R	32	1:00:25.957	2 Laps	1 Lap	144.97	1:43.670	32
5	128	Vattana Motorsport Chonsawat ASAVAHAME (THA) / Akihiro ASAI (JPN)	Lamborghini Huracan GT3 EVO	30	1:00:56.679	4 Laps	2 Laps	134.76	1:46.758	3

Weather / Track : Cloudy / Dry

These results are provisional until the conclusion of any judicial and technical matters.

Championship points attributed to teams as per entrant licenses.

Race Director : Ravin	Clerk of Course :	Stewards :	Timekeeper :
-----------------------	-------------------	------------	--------------

## Blancpain GT World Challenge Asia

### RACE 1 - CLASSIFICATION BY CLASS - PROVISIONAL

#### CLASS : GT4 - GT4AM

POS	NO	TEAM / DRIVERS	CAR	LAPS	TIME	GAP	DIFF	KPH	BEST	ON
1	77	Craft-Bamboo Racing Jean-Marc MERLIN (FRA) / David PUN (HKG)	Mercedes-AMG GT4	31	1:00:06.888			141.18	1:51.359	18
2	81	BMW Team Studie Takayuki KINOSHITA (JPN) / Sunako JUKUCHOU (JPN)	BMW M4 GT4	31	1:00:08.609	1.721	1.721	141.11	1:50.590	3
3	111	Team iRace.Win Ringo CHONG (SGP) / Setiawan SANTOSO (IDN)	Mercedes-AMG GT4	31	1:00:26.511	19.623	17.902	140.41	1:51.279	8
4	199	Team iRace.Win Keo CHANG (TPE) / Joe CHI (TPE)	Mercedes-AMG GT4	31	1:01:21.427	1:14.539	54.916	138.32	1:52.782	12
5	19	Birth Racing Project Kouichi OKUMURA (JPN) / Daisuke YAMAWAKI (JPN)	Mercedes-AMG GT4	31	1:01:40.607	1:33.719	19.180	137.60	1:51.812	5
6	82	BMW Team Studie Shinsuke UMEDA (JPN) / Masahiko IDA (JPN)	BMW M4 GT4	30	1:00:26.226	1 Lap	1 Lap	135.89	1:53.621	7
NC	11	GTO Racing with TTR Brian LEE (TPE) / Tony FONG (HKG)	Mercedes-AMG GT4	12	27:12.787	19 Laps	18 Laps	120.72	1:51.590	5

#### FASTEST LAP

888	GT3PA	Triple Eight Race Engineering A	AUS	Mercedes-AMG GT3 -	18	1:41.881	100.18 mph	161.23 kph
27	GT3S	HubAuto Corsa	TPE	Ferrari 488 GT3 -	19	1:41.949	100.12 mph	161.12 kph
777	GT3AM	CarGuy Racing	JPN	Ferrari 488 GT3 -	23	1:43.384	98.73 mph	158.89 kph
81	GT4AM	BMW Team Studie	JPN	BMW M4 GT4 -	3	1:50.590	92.29 mph	148.53 kph

Weather / Track : Cloudy / Dry

These results are provisional until the conclusion of any judicial and technical matters.

Championship points attributed to teams as per entrant licenses.

Fuji Speedway

Circuit Length = 4.563 km

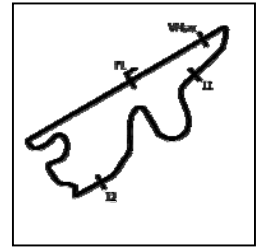
Start: 15:47 Flag 16:47 End: 16:52

Race Director : Ravin	Clerk of Course :	Stewards :	Timekeeper :
-----------------------	-------------------	------------	--------------



# Blancpain GT World Challenge Asia

## RACE 1 - SECTOR ANALYSIS



SECTOR 1 = FL to I1, SECTOR 2 = I1 to I2, SECTOR 3 = I2 to I3, SECTOR 4 = I3 to FL, DIFF = Difference To Personal Best Lap, P = Crossed Finish Line in Pit Lane, D = Time Disallowed

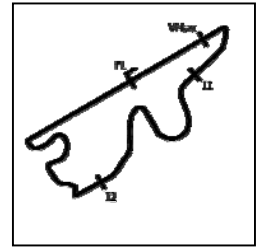
P1 97 GT3S Solite Indigo Racing		Mercedes-AMG GT3						
IDEAL LAP TIME : 1:41.868		BEST LAP TIME : 1:42.262		DIFFERENCE : 0.394				
D1: Roelof BRUINS		D2: Manuel METZGER						
LAP	SECTOR 1	SECTOR 2	SECTOR 3	SPEED TRAP	LAP TIME	KPH	DIFF	TIME OF DAY
1 - D1		32.634	45.133		1:53.583	144.62	11.321	15:49:34.290
2 - D1	25.425	32.513	44.796	258.9	1:42.734	159.89	0.472	15:51:17.024
3 - D1	25.504	32.533	45.103	259.6	1:43.140	159.26	0.878	15:53:00.164
4 - D1	25.335	33.158	45.241	260.2	1:43.734	158.35	1.472	15:54:43.898
5 - D1	25.335	32.565	<b>44.749</b>	260.2	1:42.649	160.02	0.387	15:56:26.547
6 - D1	25.208	32.611	44.915	260.8	1:42.734	159.89	0.472	15:58:09.281
7 - D1	25.410	32.699	44.862	259.6	1:42.971	159.52	0.709	15:59:52.252
8 - D1	25.274	32.610	44.955	260.8	1:42.839	159.73	0.577	16:01:35.091
9 - D1	25.276	32.371	46.024	260.8	1:43.671	158.45	1.409	16:03:18.762
10 - D1	25.382	32.946	45.326	<b>264.0</b>	1:43.654	158.47	1.392	16:05:02.416
11 - D1	25.338	32.743	45.480	261.5	1:43.561	158.61	1.299	16:06:45.977
12 - D1	25.487	33.078	45.563	260.2	1:44.128	157.75	1.866	16:08:30.105
13 - D1	25.383	32.813	45.213	258.9	1:43.409	158.85	1.147	16:10:13.514
14 - D1	25.382	33.086	45.326	257.1	1:43.794	158.26	1.532	16:11:57.308
15 - D1	25.838	33.287	IN PIT	258.9	1:50.774	<b>P</b> 148.29	8.512	16:13:48.082
16 - D2	OUTLAP	33.044	45.142	134.1	3:10.057	86.43	1:27.795	16:16:58.139
17 - D2	25.560	32.478	45.034	254.7	1:43.072	159.37	0.810	16:18:41.211
18 - D2	25.372	32.386	44.900	257.1	1:42.658	160.01	0.396	16:20:23.869
19 - D2	25.358	32.194	44.842	257.7	1:42.394 <b>(2)</b>	160.42	0.132	16:22:06.263
<b>20 - D2</b>	25.252	32.229	44.781	258.9	<b>1:42.262 (1)</b>	<b>160.63</b>		<b>16:23:48.525</b>
21 - D2	25.199	32.155	45.507	258.3	1:42.861	159.69	0.599	16:25:31.386
22 - D2	25.275	<b>32.050</b>	45.200	258.3	1:42.525	160.22	0.263	16:27:13.911
23 - D2	25.172	32.326	45.265	259.6	1:42.763	159.85	0.501	16:28:56.674
24 - D2	25.105	32.062	45.429	259.6	1:42.596	160.11	0.334	16:30:39.270
25 - D2	25.155	32.245	45.046	258.3	1:42.446	160.34	0.184	16:32:21.716
26 - D2	25.176	32.183	45.036	259.6	1:42.395 <b>(3)</b>	160.42	0.133	16:34:04.111
27 - D2	<b>25.069</b>	32.405	45.182	260.2	1:42.656	160.01	0.394	16:35:46.767
28 - D2	25.259	32.400	45.113	258.9	1:42.772	159.83	0.510	16:37:29.539
29 - D2	25.291	32.051	45.301	258.3	1:42.643	160.03	0.381	16:39:12.182
30 - D2	25.220	32.100	45.277	257.1	1:42.597	160.10	0.335	16:40:54.779
31 - D2	25.301	32.085	45.031	257.7	1:42.417	160.39	0.155	16:42:37.196
32 - D2	25.224	32.152	45.132	259.6	1:42.508	160.24	0.246	16:44:19.704
33 - D2	25.159	32.371	45.542	262.1	1:43.072	159.37	0.810	16:46:02.776
34 - D2	25.215	32.303	45.742	261.5	1:43.260	159.08	0.998	16:47:46.036

Weather / Track : Cloudy / Dry

Fuji Speedway  
Circuit Length = 4.563 km  
Start: 15:47 Flag 16:47 End: 16:52

# Blancpain GT World Challenge Asia

## RACE 1 - SECTOR ANALYSIS



SECTOR 1 = FL to I1, SECTOR 2 = I1 to I2 SECTOR 3 = I2 to I3, SECTOR 4 = I3 to FL, DIFF = Difference To Personal Best Lap, P = Crossed Finish Line in Pit Lane, D = Time Disallowed

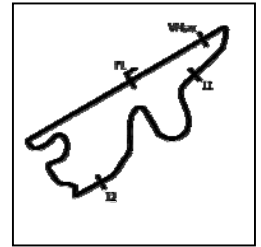
P2		12 GT3S		Audi Sport Asia Team Absolute Racing		Audi R8 LMS GT3 2019		
IDEAL LAP TIME : 1:41.621		BEST LAP TIME : 1:42.085		DIFFERENCE : 0.464				
D1: Weiron TAN		D2: Martin RUMP						
LAP	SECTOR 1	SECTOR 2	SECTOR 3	SPEED TRAP	LAP TIME	KPH	DIFF	TIME OF DAY
1 - D1		34.166	45.570		1:56.475	141.03	14.390	15:49:37.182
2 - D1	25.400	32.653	45.163	266.0	1:43.216	159.14	1.131	15:51:20.398
3 - D1	25.230	32.767	45.215	267.9	1:43.212	159.15	1.127	15:53:03.610
4 - D1	25.246	32.790	45.252	266.6	1:43.288	159.03	1.203	15:54:46.898
5 - D1	25.293	32.616	45.027	267.3	1:42.936	159.58	0.851	15:56:29.834
6 - D1	25.297	32.558	45.280	267.3	1:43.135	159.27	1.050	15:58:12.969
7 - D1	25.169	32.535	44.949	266.0	1:42.653	160.02	0.568	15:59:55.622
8 - D1	25.252	32.547	45.254	267.3	1:43.053	159.40	0.968	16:01:38.675
9 - D1	25.153	32.597	45.351	266.6	1:43.101	159.32	1.016	16:03:21.776
10 - D1	25.153	32.844	45.350	267.3	1:43.347	158.94	1.262	16:05:05.123
11 - D1	25.251	32.866	46.433	267.9	1:44.550	157.11	2.465	16:06:49.673
12 - D1	25.387	32.744	45.779	265.3	1:43.910	158.08	1.825	16:08:33.583
13 - D1	25.293	32.830	45.632	265.3	1:43.755	158.32	1.670	16:10:17.338
14 - D1	25.276	32.673	45.130	263.4	1:43.079	159.36	0.994	16:12:00.417
15 - D1	25.252	32.566	IN PIT	265.3	1:48.349	<b>P</b> 151.61	6.264	16:13:48.766
16 - D2	OUTLAP	33.702	46.227	134.8	3:12.813	85.19	1:30.728	16:17:01.579
17 - D2	25.331	32.591	44.928	262.1	1:42.850	159.71	0.765	16:18:44.429
18 - D2	25.182	32.191	44.866	264.7	1:42.239	160.67	0.154	16:20:26.668
19 - D2	25.130	32.386	<b>44.649</b>	267.9	1:42.165	<b>(3)</b> 160.78	0.080	16:22:08.833
20 - D2	25.163	32.395	44.801	268.6	1:42.359	160.48	0.274	16:23:51.192
21 - D2	<b>24.827</b>	<b>32.145</b>	45.168	267.9	1:42.140	<b>(2)</b> 160.82	0.055	16:25:33.332
22 - D2	25.135	32.264	44.832	<b>270.0</b>	1:42.231	160.68	0.146	16:27:15.563
23 - D2	25.097	32.193	45.164	266.6	1:42.454	160.33	0.369	16:28:58.017
<b>24 - D2</b>	24.999	32.231	44.855	266.6	<b>1:42.085</b>	<b>(1)</b> <b>160.91</b>		<b>16:30:40.102</b>
25 - D2	25.042	32.475	44.903	266.6	1:42.420	160.38	0.335	16:32:22.522
26 - D2	25.003	32.412	45.116	267.9	1:42.531	160.21	0.446	16:34:05.053
27 - D2	25.166	32.892	44.946	268.6	1:43.004	159.47	0.919	16:35:48.057
28 - D2	24.964	32.375	45.303	267.3	1:42.642	160.03	0.557	16:37:30.699
29 - D2	25.000	32.467	45.418	267.3	1:42.885	159.66	0.800	16:39:13.584
30 - D2	25.030	32.339	45.186	265.3	1:42.555	160.17	0.470	16:40:56.139
31 - D2	25.163	32.303	45.012	265.3	1:42.478	160.29	0.393	16:42:38.617
32 - D2	24.963	32.363	44.975	267.3	1:42.301	160.57	0.216	16:44:20.918
33 - D2	25.077	32.692	45.050	268.6	1:42.819	159.76	0.734	16:46:03.737
34 - D2	25.032	32.331	45.462	268.6	1:42.825	159.75	0.740	16:47:46.562

Weather / Track : Cloudy / Dry

Fuji Speedway  
Circuit Length = 4.563 km  
Start: 15:47 Flag 16:47 End: 16:52

# Blancpain GT World Challenge Asia

## RACE 1 - SECTOR ANALYSIS



SECTOR 1 = FL to I1, SECTOR 2 = I1 to I2, SECTOR 3 = I2 to I3, SECTOR 4 = I3 to FL, DIFF = Difference To Personal Best Lap, P = Crossed Finish Line in Pit Lane, D = Time Disallowed

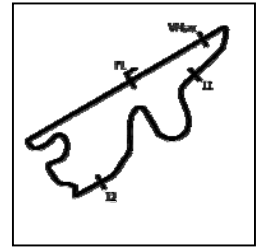
P3 27 GT3S HubAuto Corsa		Ferrari 488 GT3						
IDEAL LAP TIME : 1:41.669		BEST LAP TIME : 1:41.949		DIFFERENCE : 0.280				
D1: Marco SEEFRIED		D2: Yuya SAKAMOTO						
LAP	SECTOR 1	SECTOR 2	SECTOR 3	SPEED TRAP	LAP TIME	KPH	DIFF	TIME OF DAY
1 - D1		33.541	45.200		1:55.539	142.17	13.590	15:49:36.246
2 - D1	25.380	32.706	44.916	262.7	1:43.002	159.48	1.053	15:51:19.248
3 - D1	25.244	32.695	44.827	266.0	1:42.766	159.84	0.817	15:53:02.014
4 - D1	25.406	33.038	44.865	264.0	1:43.309	159.00	1.360	15:54:45.323
5 - D1	25.350	32.658	45.032	263.4	1:43.040	159.42	1.091	15:56:28.363
6 - D1	25.186	32.442	45.163	266.0	1:42.791	159.80	0.842	15:58:11.154
7 - D1	25.142	32.736	45.125	263.4	1:43.003	159.47	1.054	15:59:54.157
8 - D1	25.098	32.483	45.300	265.3	1:42.881	159.66	0.932	16:01:37.038
9 - D1	25.140	32.634	45.472	264.7	1:43.246	159.10	1.297	16:03:20.284
10 - D1	25.362	32.739	45.760	264.0	1:43.861	158.16	1.912	16:05:04.145
11 - D1	25.227	32.639	45.790	264.7	1:43.656	158.47	1.707	16:06:47.801
12 - D1	25.261	32.892	45.914	262.7	1:44.067	157.84	2.118	16:08:31.868
13 - D1	25.205	32.646	45.342	263.4	1:43.193	159.18	1.244	16:10:15.061
14 - D1	25.375	32.561	45.523	262.7	1:43.459	158.77	1.510	16:11:58.520
15 - D1	25.285	32.935	46.018	262.1	1:44.238	157.58	2.289	16:13:42.758
16 - D1	25.181	32.396	IN PIT	261.5	1:48.459	<b>P</b> 151.45	6.510	16:15:31.217
17 - D2	OUTLAP	34.190	45.193	135.8	3:11.051	85.98	1:29.102	16:18:42.268
18 - D2	25.318	32.845	45.760	262.7	1:43.923	158.06	1.974	16:20:26.191
<b>19 - D2</b>	25.103	32.334	<b>44.512</b>	263.4	<b>1:41.949 (1)</b>	<b>161.12</b>		<b>16:22:08.140</b>
20 - D2	25.163	32.358	44.586	264.7	1:42.107	160.87	0.158	16:23:50.247
21 - D2	24.967	32.384	45.874	264.7	1:43.225	159.13	1.276	16:25:33.472
22 - D2	25.287	33.309	44.842	263.4	1:43.438	158.80	1.489	16:27:16.910
23 - D2	25.082	32.417	44.962	266.6	1:42.461	160.32	0.512	16:28:59.371
24 - D2	25.164	32.498	44.631	266.0	1:42.293	160.58	0.344	16:30:41.664
25 - D2	25.157	32.466	44.681	264.0	1:42.304	160.56	0.355	16:32:23.968
26 - D2	25.049	32.681	45.515	267.9	1:43.245	159.10	1.296	16:34:07.213
27 - D2	24.998	32.541	44.874	<b>268.6</b>	1:42.413	160.39	0.464	16:35:49.626
28 - D2	25.106	32.415	44.780	267.9	1:42.301	160.57	0.352	16:37:31.927
29 - D2	<b>24.937</b>	32.650	44.861	266.0	1:42.442	160.35	0.493	16:39:14.369
30 - D2	25.094	32.550	45.089	264.7	1:42.733	159.89	0.784	16:40:57.102
31 - D2	25.032	<b>32.226</b>	45.009	266.0	1:42.267	160.62	0.318	16:42:39.369
32 - D2	25.042	32.457	44.953	267.3	1:42.452	160.33	0.503	16:44:21.821
33 - D2	25.035	32.500	45.374	267.9	1:42.909	159.62	0.960	16:46:04.730
34 - D2	25.063	32.537	45.103	266.6	1:42.703	159.94	0.754	16:47:47.433

Weather / Track : Cloudy / Dry

Fuji Speedway  
Circuit Length = 4.563 km  
Start: 15:47 Flag 16:47 End: 16:52

# Blancpain GT World Challenge Asia

## RACE 1 - SECTOR ANALYSIS



SECTOR 1 = FL to I1, SECTOR 2 = I1 to I2 SECTOR 3 = I2 to I3, SECTOR 4 = I3 to FL, DIFF = Difference To Personal Best Lap, P = Crossed Finish Line in Pit Lane, D = Time Disallowed

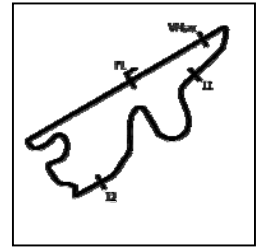
P4 911 GT3S Absolute Racing			Porsche 911 GT3 R					
IDEAL LAP TIME : 1:42.040		BEST LAP TIME : 1:42.159		DIFFERENCE : 0.119				
D1: Tanart SATHIENTHIRAKUI		D2: Philip HAMPRECHT						
LAP	SECTOR 1	SECTOR 2	SECTOR 3	SPEED TRAP	LAP TIME	KPH	DIFF	TIME OF DAY
1 - D1		32.639	44.820		1:53.905	144.21	11.746	15:49:34.612
2 - D1	25.415	32.565	<b>44.711</b>	264.7	1:42.691	159.96	0.532	15:51:17.303
3 - D1	25.563	32.440	44.975	259.6	1:42.978	159.51	0.819	15:53:00.281
4 - D1	25.706	32.597	45.768	<b>267.9</b>	1:44.071	157.84	1.912	15:54:44.352
5 - D1	25.539	32.609	45.155	263.4	1:43.303	159.01	1.144	15:56:27.655
6 - D1	25.349	32.426	45.071	264.0	1:42.846	159.72	0.687	15:58:10.501
7 - D1	25.537	32.343	45.009	264.0	1:42.889	159.65	0.730	15:59:53.390
8 - D1	25.269	32.554	45.144	264.7	1:42.967	159.53	0.808	16:01:36.357
9 - D1	25.348	32.418	45.586	265.3	1:43.352	158.94	1.193	16:03:19.709
10 - D1	25.312	32.873	45.731	267.3	1:43.916	158.07	1.757	16:05:03.625
11 - D1	25.377	32.433	45.904	266.0	1:43.714	158.38	1.555	16:06:47.339
12 - D1	25.419	32.682	45.733	264.0	1:43.834	158.20	1.675	16:08:31.173
13 - D1	25.444	32.550	45.339	262.7	1:43.333	158.96	1.174	16:10:14.506
14 - D1	25.378	32.479	45.232	262.1	1:43.089	159.34	0.930	16:11:57.595
15 - D1	25.321	32.705	45.243	264.0	1:43.269	159.06	1.110	16:13:40.864
16 - D1	25.375	32.631	45.244	259.6	1:43.250	159.09	1.091	16:15:24.114
17 - D1	25.431	32.516	IN PIT	260.2	1:49.707 <b>P</b>	149.73	7.548	16:17:13.821
18 - D2	OUTLAP	33.746	45.291	138.6	3:16.234	83.71	1:34.075	16:20:30.055
19 - D2	25.408	32.523	44.842	260.8	1:42.773	159.83	0.614	16:22:12.828
20 - D2	25.139	32.352	44.737	262.1	1:42.228 <b>(2)</b>	160.68	0.069	16:23:55.056
<b>21 - D2</b>	25.065	<b>32.289</b>	44.805	262.7	<b>1:42.159 (1)</b>	<b>160.79</b>		<b>16:25:37.215</b>
22 - D2	25.209	33.038	45.743	264.7	1:43.990	157.96	1.831	16:27:21.205
23 - D2	25.280	33.735	44.779	264.7	1:43.794	158.26	1.635	16:29:04.999
24 - D2	25.240	32.904	44.933	266.0	1:43.077	159.36	0.918	16:30:48.076
25 - D2	25.120	32.403	44.799	262.7	1:42.322 <b>(3)</b>	160.54	0.163	16:32:30.398
26 - D2	25.139	32.391	44.845	264.7	1:42.375	160.45	0.216	16:34:12.773
27 - D2	<b>25.040</b>	32.440	45.222	264.0	1:42.702	159.94	0.543	16:35:55.475
28 - D2	25.159	32.427	44.858	262.1	1:42.444	160.34	0.285	16:37:37.919
29 - D2	25.153	32.530	46.233	263.4	1:43.916	158.07	1.757	16:39:21.835
30 - D2	25.195	32.585	45.214	260.8	1:42.994	159.49	0.835	16:41:04.829
31 - D2	25.343	32.470	45.224	260.8	1:43.037	159.42	0.878	16:42:47.866
32 - D2	25.304	32.512	45.201	262.7	1:43.017	159.45	0.858	16:44:30.883
33 - D2	25.260	32.666	45.301	262.7	1:43.227	159.13	1.068	16:46:14.110
34 - D2	25.578	32.747	45.261	264.0	1:43.586	158.58	1.427	16:47:57.696

Weather / Track : Cloudy / Dry

Fuji Speedway  
Circuit Length = 4.563 km  
Start: 15:47 Flag 16:47 End: 16:52

# Blancpain GT World Challenge Asia

## RACE 1 - SECTOR ANALYSIS



SECTOR 1 = FL to I1, SECTOR 2 = I1 to I2 SECTOR 3 = I2 to I3, SECTOR 4 = I3 to FL, DIFF = Difference To Personal Best Lap, P = Crossed Finish Line in Pit Lane, D = Time Disallowed

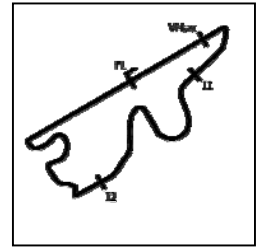
P5 999 GT3S Audi Sport Asia Team TSRT		Audi R8 LMS GT3 2019						
IDEAL LAP TIME : 1:42.299		BEST LAP TIME : 1:42.405		DIFFERENCE : 0.106				
D1: Weian CHEN		D2: Rahel FREY						
LAP	SECTOR 1	SECTOR 2	SECTOR 3	SPEED TRAP	LAP TIME	KPH	DIFF	TIME OF DAY
1 - D1		34.916	45.431		1:57.843	139.39	15.438	15:49:38.550
2 - D1	25.616	33.059	<b>44.782</b>	262.1	1:43.457	158.77	1.052	15:51:22.007
3 - D1	25.469	32.607	45.226	267.3	1:43.302	159.01	0.897	15:53:05.309
4 - D1	25.254	33.258	45.653	268.6	1:44.165	157.69	1.760	15:54:49.474
<b>5 - D1</b>	25.203	<b>32.385</b>	44.817	267.3	<b>1:42.405 (1)</b>	<b>160.41</b>		<b>15:56:31.879</b>
6 - D1	25.308	32.586	45.109	267.9	1:43.003	159.47	0.598	15:58:14.882
7 - D1	<b>25.132</b>	32.652	44.954	267.3	1:42.738 (2)	159.89	0.333	15:59:57.620
8 - D1	25.266	32.520	45.237	267.3	1:43.023	159.44	0.618	16:01:40.643
9 - D1	25.149	32.642	45.157	266.0	1:42.948 (3)	159.56	0.543	16:03:23.591
10 - D1	25.256	32.635	45.445	<b>270.6</b>	1:43.336	158.96	0.931	16:05:06.927
11 - D1	25.218	32.719	45.990	267.9	1:43.927	158.06	1.522	16:06:50.854
12 - D1	25.348	32.833	45.574	266.0	1:43.755	158.32	1.350	16:08:34.609
13 - D1	25.445	32.742	45.313	261.5	1:43.500	158.71	1.095	16:10:18.109
14 - D1	25.335	32.884	45.356	266.6	1:43.575	158.59	1.170	16:12:01.684
15 - D1	25.321	32.608	IN PIT	267.3	1:47.913 P	152.22	5.508	16:13:49.597
16 - D2	OUTLAP	34.601	45.936	133.6	3:14.335	84.52	1:31.930	16:17:03.932
17 - D2	25.897	33.508	45.927	262.7	1:45.332	155.95	2.927	16:18:49.264
18 - D2	25.417	32.858	45.190	264.7	1:43.465	158.76	1.060	16:20:32.729
19 - D2	25.521	32.929	45.340	263.4	1:43.790	158.26	1.385	16:22:16.519
20 - D2	25.364	32.656	45.623	265.3	1:43.643	158.49	1.238	16:24:00.162
21 - D2	25.329	32.975	45.134	266.6	1:43.438	158.80	1.033	16:25:43.600
22 - D2	25.466	32.572	45.130	264.7	1:43.168	159.22	0.763	16:27:26.768
23 - D2	25.263	32.695	45.147	266.6	1:43.105	159.32	0.700	16:29:09.873
24 - D2	25.346	33.303	45.160	266.6	1:43.809	158.24	1.404	16:30:53.682
25 - D2	25.146	32.818	45.160	266.0	1:43.124	159.29	0.719	16:32:36.806
26 - D2	25.342	32.665	45.372	266.0	1:43.379	158.89	0.974	16:34:20.185
27 - D2	25.137	32.910	45.380	265.3	1:43.427	158.82	1.022	16:36:03.612
28 - D2	25.330	32.823	45.919	266.0	1:44.072	157.84	1.667	16:37:47.684
29 - D2	25.247	32.648	45.207	265.3	1:43.102	159.32	0.697	16:39:30.786
30 - D2	25.213	32.669	45.303	264.7	1:43.185	159.19	0.780	16:41:13.971
31 - D2	25.388	32.785	45.526	265.3	1:43.699	158.40	1.294	16:42:57.670
32 - D2	25.166	32.533	45.547	266.6	1:43.246	159.10	0.841	16:44:40.916
33 - D2	25.496	32.920	46.212	266.0	1:44.628	157.00	2.223	16:46:25.544
34 - D2	25.412	33.013	46.303	262.1	1:44.728	156.85	2.323	16:48:10.272

Weather / Track : Cloudy / Dry

Fuji Speedway  
Circuit Length = 4.563 km  
Start: 15:47 Flag 16:47 End: 16:52

# Blancpain GT World Challenge Asia

## RACE 1 - SECTOR ANALYSIS



SECTOR 1 = FL to I1, SECTOR 2 = I1 to I2 SECTOR 3 = I2 to I3, SECTOR 4 = I3 to FL, DIFF = Difference To Personal Best Lap, P = Crossed Finish Line in Pit Lane, D = Time Disallowed

P6 8 GT3PA ARN Racing			Porsche 911 GT3 R					
IDEAL LAP TIME : 1:41.449		BEST LAP TIME : 1:42.003		DIFFERENCE : 0.554				
D1: Hiroaki NAGAI		D2: Yuta KAMIMURA						
LAP	SECTOR 1	SECTOR 2	SECTOR 3	SPEED TRAP	LAP TIME	KPH	DIFF	TIME OF DAY
1 - D1		34.341	45.738		1:57.201	140.15	15.198	15:49:37.908
2 - D1	25.549	33.124	45.021	261.5	1:43.694	158.41	1.691	15:51:21.602
3 - D1	25.528	32.632	45.127	262.7	1:43.287	159.04	1.284	15:53:04.889
4 - D1	25.332	33.547	46.663	<b>263.4</b>	1:45.542	155.64	3.539	15:54:50.431
5 - D1	25.289	32.525	45.212	261.5	1:43.026	159.44	1.023	15:56:33.457
6 - D1	25.247	32.621	45.024	262.1	1:42.892	159.65	0.889	15:58:16.349
7 - D1	25.409	32.622	45.507	261.5	1:43.538	158.65	1.535	15:59:59.887
8 - D1	25.454	32.868	45.359	260.8	1:43.681	158.43	1.678	16:01:43.568
9 - D1	25.565	32.648	45.468	259.6	1:43.681	158.43	1.678	16:03:27.249
10 - D1	25.456	32.903	45.481	260.8	1:43.840	158.19	1.837	16:05:11.089
11 - D1	25.870	32.877	45.927	260.2	1:44.674	156.93	2.671	16:06:55.763
12 - D1	25.550	33.599	45.934	260.2	1:45.083	156.32	3.080	16:08:40.846
13 - D1	25.563	33.330	46.218	260.8	1:45.111	156.28	3.108	16:10:25.957
14 - D1	25.681	32.881	45.546	257.7	1:44.108	157.78	2.105	16:12:10.065
15 - D1	25.534	32.761	45.337	257.7	1:43.632	158.51	1.629	16:13:53.697
16 - D1	25.576	32.866	IN PIT	257.7	1:50.334 <b>P</b>	148.88	8.331	16:15:44.031
17 - D2	OUTLAP	33.352	45.572	133.0	3:11.734	85.67	1:29.731	16:18:55.765
18 - D2	25.341	32.381	45.050	255.9	1:42.772	159.83	0.769	16:20:38.537
19 - D2	25.198	32.580	48.099	257.7	1:45.877	155.14	3.874	16:22:24.414
<b>20 - D2</b>	<b>25.108</b>	32.307	<b>44.588</b>	257.1	<b>1:42.003 (1)</b>	<b>161.04</b>		<b>16:24:06.417</b>
21 - D2	<b>25.027</b>	31.898	45.152	258.3	1:42.077 <b>(2)</b>	160.92	0.074	16:25:48.494
22 - D2	25.176	31.947	45.218	257.7	1:42.341	160.51	0.338	16:27:30.835
23 - D2	25.128	<b>31.834</b>	45.278	259.6	1:42.240	160.66	0.237	16:29:13.075
24 - D2	26.296	33.548	44.947	246.0	1:44.791	156.75	2.788	16:30:57.866
25 - D2	25.215	33.162	45.782	260.8	1:44.159	157.70	2.156	16:32:42.025
26 - D2	25.183	32.276	44.738	259.6	1:42.197 <b>(3)</b>	160.73	0.194	16:34:24.222
27 - D2	25.055	32.235	45.251	260.2	1:42.541	160.19	0.538	16:36:06.763
28 - D2	25.141	32.168	45.081	260.2	1:42.390	160.43	0.387	16:37:49.153
29 - D2	25.105	32.443	44.758	260.2	1:42.306	160.56	0.303	16:39:31.459
30 - D2	25.114	32.506	45.351	260.2	1:42.971	159.52	0.968	16:41:14.430
31 - D2	25.159	32.700	45.873	260.2	1:43.732	158.35	1.729	16:42:58.162
32 - D2	25.138	32.698	45.101	262.1	1:42.937	159.58	0.934	16:44:41.099
33 - D2	25.516	32.649	46.395	262.7	1:44.560	157.10	2.557	16:46:25.659
34 - D2	25.503	32.860	46.558	262.7	1:44.921	156.56	2.918	16:48:10.580

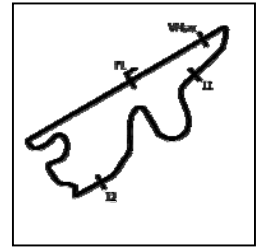
Weather / Track : Cloudy / Dry

Fuji Speedway  
Circuit Length = 4.563 km  
Start: 15:47 Flag 16:47 End: 16:52



# Blancpain GT World Challenge Asia

## RACE 1 - SECTOR ANALYSIS



SECTOR 1 = FL to I1, SECTOR 2 = I1 to I2 SECTOR 3 = I2 to I3, SECTOR 4 = I3 to FL, DIFF = Difference To Personal Best Lap, P = Crossed Finish Line in Pit Lane, D = Time Disallowed

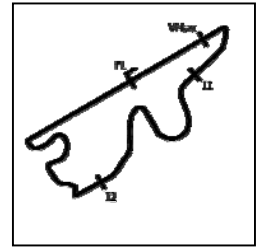
P7 61 GT3PA ABSSA Motorsport		McLaren 720S GT3						
IDEAL LAP TIME : 1:41.990		BEST LAP TIME : 1:42.106		DIFFERENCE : 0.116				
D1: Piti BHIROMBHAKDI		D2: Keita SAWA						
LAP	SECTOR 1	SECTOR 2	SECTOR 3	SPEED TRAP	LAP TIME	KPH	DIFF	TIME OF DAY
1 - D1		35.592	46.294		2:00.409	136.42	18.303	15:49:41.116
2 - D1	25.613	32.964	45.230	260.8	1:43.807	158.24	1.701	15:51:24.923
3 - D1	25.335	33.080	48.263	<b>265.3</b>	1:46.678	153.98	4.572	15:53:11.601
4 - D1	25.588	33.156	45.366	251.1	1:44.110	157.78	2.004	15:54:55.711
5 - D1	25.221	32.769	46.378	264.0	1:44.368	157.39	2.262	15:56:40.079
6 - D1	25.688	33.059	45.218	262.7	1:43.965	158.00	1.859	15:58:24.044
7 - D1	25.498	32.594	45.195	262.7	1:43.287	159.04	1.181	16:00:07.331
8 - D1	25.264	32.502	45.819	262.7	1:43.585	158.58	1.479	16:01:50.916
9 - D1	25.619	33.262	45.536	262.1	1:44.417	157.31	2.311	16:03:35.333
10 - D1	25.557	32.984	46.451	262.1	1:44.992	156.45	2.886	16:05:20.325
11 - D1	25.341	32.419	46.200	264.0	1:43.960	158.01	1.854	16:07:04.285
12 - D1	25.579	32.907	45.773	260.8	1:44.259	157.55	2.153	16:08:48.544
13 - D1	25.619	33.127	45.951	250.0	1:44.697	156.89	2.591	16:10:33.241
14 - D1	25.692	33.264	45.998	262.1	1:44.954	156.51	2.848	16:12:18.195
15 - D1	25.843	32.914	IN PIT	260.2	1:50.565	<b>P</b> 148.57	8.459	16:14:08.760
16 - D2	OUTLAP	33.710	45.470	132.6	3:12.345	85.40	1:30.239	16:17:21.105
17 - D2	25.506	32.665	44.854	260.2	1:43.025	159.44	0.919	16:19:04.130
18 - D2	25.159	32.443	44.850	261.5	1:42.452	<b>(3)</b> 160.33	0.346	16:20:46.582
<b>19 - D2</b>	25.096	<b>32.350</b>	<b>44.660</b>	261.5	<b>1:42.106 (1)</b>	<b>160.87</b>		<b>16:22:28.688</b>
20 - D2	25.504	32.401	44.820	257.1	1:42.725	159.91	0.619	16:24:11.413
21 - D2	25.173	32.376	44.694	262.1	1:42.243	<b>(2)</b> 160.66	0.137	16:25:53.656
22 - D2	25.478	32.600	44.824	261.5	1:42.902	159.63	0.796	16:27:36.558
23 - D2	25.334	32.563	44.952	262.7	1:42.849	159.71	0.743	16:29:19.407
24 - D2	25.141	32.544	45.398	264.0	1:43.083	159.35	0.977	16:31:02.490
25 - D2	25.312	32.699	45.631	263.4	1:43.642	158.49	1.536	16:32:46.132
26 - D2	25.149	32.525	45.066	264.7	1:42.740	159.88	0.634	16:34:28.872
27 - D2	25.116	32.581	44.976	264.0	1:42.673	159.99	0.567	16:36:11.545
28 - D2	25.048	32.740	44.998	264.0	1:42.786	159.81	0.680	16:37:54.331
29 - D2	25.188	32.545	45.029	<b>265.3</b>	1:42.762	159.85	0.656	16:39:37.093
30 - D2	25.238	32.669	45.075	262.1	1:42.982	159.51	0.876	16:41:20.075
31 - D2	25.213	32.606	45.458	264.0	1:43.277	159.05	1.171	16:43:03.352
32 - D2	25.213	32.632	45.098	263.4	1:42.943	159.57	0.837	16:44:46.295
33 - D2	<b>24.980</b>	32.676	45.199	264.7	1:42.855	159.70	0.749	16:46:29.150
34 - D2	25.235	32.716	45.307	264.7	1:43.258	159.08	1.152	16:48:12.408

Weather / Track : Cloudy / Dry

Fuji Speedway  
Circuit Length = 4.563 km  
Start: 15:47 Flag 16:47 End: 16:52

# Blancpain GT World Challenge Asia

## RACE 1 - SECTOR ANALYSIS



SECTOR 1 = FL to I1, SECTOR 2 = I1 to I2, SECTOR 3 = I2 to I3, SECTOR 4 = I3 to FL, DIFF = Difference To Personal Best Lap, P = Crossed Finish Line in Pit Lane, D = Time Disallowed

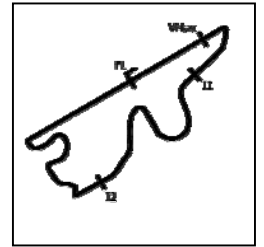
P8 912 GT3S Absolute Racing		Porsche 911 GT3 R						
IDEAL LAP TIME : 1:41.763		BEST LAP TIME : 1:42.136		DIFFERENCE : 0.373				
D1: Yuan BO		D2: Leo Ye HONGLI						
LAP	SECTOR 1	SECTOR 2	SECTOR 3	SPEED TRAP	LAP TIME	KPH	DIFF	TIME OF DAY
1 - D1		34.993	46.240		1:58.938	138.11	16.802	15:49:39.645
2 - D1	25.720	33.100	45.705	261.5	1:44.525	157.15	2.389	15:51:24.170
3 - D1	25.553	32.932	49.013	262.1	1:47.498	152.81	5.362	15:53:11.668
4 - D1	25.818	33.583	45.699	257.1	1:45.100	156.29	2.964	15:54:56.768
5 - D1	25.406	32.938	45.486	261.5	1:43.830	158.20	1.694	15:56:40.598
6 - D1	25.782	33.159	45.575	263.4	1:44.516	157.17	2.380	15:58:25.114
7 - D1	25.380	32.816	45.522	262.7	1:43.718	158.37	1.582	16:00:08.832
8 - D1	25.702	32.948	45.563	261.5	1:44.213	157.62	2.077	16:01:53.045
9 - D1	25.737	32.645	46.298	260.8	1:44.680	156.92	2.544	16:03:37.725
10 - D1	25.552	33.769	45.919	262.7	1:45.240	156.08	3.104	16:05:22.965
11 - D1	25.592	33.206	45.920	264.0	1:44.718	156.86	2.582	16:07:07.683
12 - D1	25.550	33.328	45.570	261.5	1:44.448	157.27	2.312	16:08:52.131
13 - D1	25.716	33.414	45.502	261.5	1:44.632	156.99	2.496	16:10:36.763
14 - D1	25.538	32.680	46.684	261.5	1:44.902	156.59	2.766	16:12:21.665
15 - D1	25.737	33.212	IN PIT	259.6	1:50.394	<b>P</b> 148.80	8.258	16:14:12.059
16 - D2	OUTLAP	33.549	45.183	131.8	3:11.038	85.98	1:28.902	16:17:23.097
17 - D2	25.370	32.277	45.012	258.3	1:42.659	160.01	0.523	16:19:05.756
18 - D2	25.295	<b>32.054</b>	45.008	259.6	1:42.357	<b>(3)</b> 160.48	0.221	16:20:48.113
<b>19 - D2</b>	25.262	32.200	<b>44.674</b>	260.2	<b>1:42.136 (1)</b>	<b>160.83</b>		<b>16:22:30.249</b>
20 - D2	<b>25.035</b>	32.429	44.948	263.4	1:42.412	160.39	0.276	16:24:12.661
21 - D2	25.205	32.357	44.743	260.8	1:42.305	<b>(2)</b> 160.56	0.169	16:25:54.966
22 - D2	25.330	32.345	44.745	264.0	1:42.420	160.38	0.284	16:27:37.386
23 - D2	25.395	32.745	44.943	262.7	1:43.083	159.35	0.947	16:29:20.469
24 - D2	25.185	32.446	44.865	263.4	1:42.496	160.26	0.360	16:31:02.965
25 - D2	25.242	32.639	45.794	<b>264.7</b>	1:43.675	158.44	1.539	16:32:46.640
26 - D2	25.280	32.515	45.378	<b>264.7</b>	1:43.173	159.21	1.037	16:34:29.813
27 - D2	25.296	32.437	45.106	262.7	1:42.839	159.73	0.703	16:36:12.652
28 - D2	25.348	32.351	45.143	262.7	1:42.842	159.72	0.706	16:37:55.494
29 - D2	25.248	32.712	44.972	264.0	1:42.932	159.58	0.796	16:39:38.426
30 - D2	25.345	32.430	45.131	261.5	1:42.906	159.62	0.770	16:41:21.332
31 - D2	25.330	32.564	45.107	264.0	1:43.001	159.48	0.865	16:43:04.333
32 - D2	25.366	32.509	45.130	263.4	1:43.005	159.47	0.869	16:44:47.338
33 - D2	25.294	32.524	45.234	262.7	1:43.052	159.40	0.916	16:46:30.390
34 - D2	25.228	32.701	45.479	264.0	1:43.408	158.85	1.272	16:48:13.798

Weather / Track : Cloudy / Dry

Fuji Speedway  
Circuit Length = 4.563 km  
Start: 15:47 Flag 16:47 End: 16:52

# Blancpain GT World Challenge Asia

## RACE 1 - SECTOR ANALYSIS



SECTOR 1 = FL to I1, SECTOR 2 = I1 to I2, SECTOR 3 = I2 to I3, SECTOR 4 = I3 to FL, DIFF = Difference To Personal Best Lap, P = Crossed Finish Line in Pit Lane, D = Time Disallowed

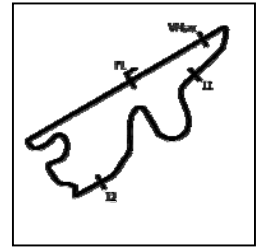
P9 666 GT3PA Vincenzo Sospiri Racing		Lamborghini Huracán GT3 EVO						
IDEAL LAP TIME : 1:42.373		BEST LAP TIME : 1:42.627		DIFFERENCE : 0.254				
D1: Alex AU		D2: Frederik SCHANDORFF						
LAP	SECTOR 1	SECTOR 2	SECTOR 3	SPEED TRAP	LAP TIME	KPH	DIFF	TIME OF DAY
1 - D1		34.417	46.188		1:57.977	139.23	15.350	15:49:38.684
2 - D1	25.703	33.550	45.589	270.0	1:44.842	156.68	2.215	15:51:23.526
3 - D1	25.303	33.175	47.023	267.9	1:45.501	155.70	2.874	15:53:09.027
4 - D1	25.396	33.915	45.738	266.6	1:45.049	156.37	2.422	15:54:54.076
5 - D1	25.465	33.932	46.898	266.0	1:46.295	154.53	3.668	15:56:40.371
6 - D1	25.779	33.874	46.017	265.3	1:45.670	155.45	3.043	15:58:26.041
7 - D1	25.494	33.273	45.657	266.0	1:44.424	157.30	1.797	16:00:10.465
8 - D1	25.489	33.144	45.834	266.6	1:44.467	157.24	1.840	16:01:54.932
9 - D1	25.567	33.617	45.973	265.3	1:45.157	156.21	2.530	16:03:40.089
10 - D1	25.452	33.483	46.036	266.6	1:44.971	156.48	2.344	16:05:25.060
11 - D1	25.654	33.573	46.529	266.6	1:45.756	155.32	3.129	16:07:10.816
12 - D1	25.710	33.589	46.737	266.6	1:46.036	154.91	3.409	16:08:56.852
13 - D1	25.525	33.436	46.381	264.0	1:45.342	155.93	2.715	16:10:42.194
14 - D1	25.596	33.369	47.439	266.0	1:46.404	154.38	3.777	16:12:28.598
15 - D1	25.647	33.445	IN PIT	264.7	1:52.143	<b>P</b> 146.48	9.516	16:14:20.741
16 - D2	OUTLAP	33.624	45.290	137.4	3:12.290	85.42	1:29.663	16:17:33.031
17 - D2	25.426	32.633	44.985	263.4	1:43.044	159.41	0.417	16:19:16.075
<b>18 - D2</b>	25.134	32.495	44.998	264.0	<b>1:42.627 (1)</b>	<b>160.06</b>		<b>16:20:58.702</b>
19 - D2	25.091	32.415	45.234	264.0	1:42.740 <b>(3)</b>	159.88	0.113	16:22:41.442
20 - D2	25.112	32.421	45.280	264.0	1:42.813	159.77	0.186	16:24:24.255
21 - D2	25.098	<b>32.377</b>	45.194	263.4	1:42.669 <b>(2)</b>	159.99	0.042	16:26:06.924
22 - D2	25.450	32.617	<b>44.942</b>	264.7	1:43.009	159.46	0.382	16:27:49.933
23 - D2	25.255	32.883	45.269	265.3	1:43.407	158.85	0.780	16:29:33.340
24 - D2	25.165	32.660	45.007	264.7	1:42.832	159.74	0.205	16:31:16.172
25 - D2	<b>25.054</b>	33.321	45.146	266.0	1:43.521	158.68	0.894	16:32:59.693
26 - D2	25.158	32.626	45.039	270.0	1:42.823	159.75	0.196	16:34:42.516
27 - D2	25.104	32.878	45.303	270.0	1:43.285	159.04	0.658	16:36:25.801
28 - D2	25.142	32.798	45.246	264.7	1:43.186	159.19	0.559	16:38:08.987
29 - D2	25.157	32.656	45.510	262.7	1:43.323	158.98	0.696	16:39:52.310
30 - D2	25.314	33.303	45.539	265.3	1:44.156	157.71	1.529	16:41:36.466
31 - D2	25.429	33.039	45.172	263.4	1:43.640	158.49	1.013	16:43:20.106
32 - D2	25.465	32.828	45.423	265.3	1:43.716	158.38	1.089	16:45:03.822
33 - D2	25.189	32.625	45.431	265.3	1:43.245	159.10	0.618	16:46:47.067
34 - D2	25.194	32.641	45.525	264.7	1:43.360	158.92	0.733	16:48:30.427

Weather / Track : Cloudy / Dry

Fuji Speedway  
Circuit Length = 4.563 km  
Start: 15:47 Flag 16:47 End: 16:52

# Blancpain GT World Challenge Asia

## RACE 1 - SECTOR ANALYSIS



SECTOR 1 = FL to I1, SECTOR 2 = I1 to I2 SECTOR 3 = I2 to I3, SECTOR 4 = I3 to FL, DIFF = Difference To Personal Best Lap, P = Crossed Finish Line in Pit Lane, D = Time Disallowed

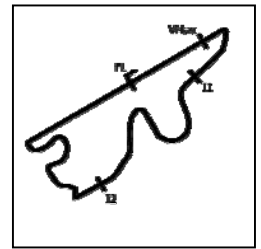
P10 75 GT3PA T2 Motorsports			Ferrari 488 GT3					
IDEAL LAP TIME : 1:42.629		BEST LAP TIME : 1:42.781		DIFFERENCE : 0.152				
D1: David TJIPTOBIANTORO		D2: Rio HARYANTO						
LAP	SECTOR 1	SECTOR 2	SECTOR 3	SPEED TRAP	LAP TIME	KPH	DIFF	TIME OF DAY
1 - D1		36.477	45.976		2:00.730	136.06	17.949	15:49:41.437
2 - D1	25.769	33.500	45.333	257.1	1:44.602	157.04	1.821	15:51:26.039
3 - D1	25.208	33.164	47.987	<b>270.0</b>	1:46.359	154.44	3.578	15:53:12.398
4 - D1	25.770	33.633	45.780	257.7	1:45.183	156.17	2.402	15:54:57.581
5 - D1	25.320	33.140	45.832	267.9	1:44.292	157.50	1.511	15:56:41.873
6 - D1	25.291	33.719	45.963	267.3	1:44.973	156.48	2.192	15:58:26.846
7 - D1	25.451	33.207	46.040	269.3	1:44.698	156.89	1.917	16:00:11.544
8 - D1	25.653	33.075	45.888	267.9	1:44.616	157.01	1.835	16:01:56.160
9 - D1	25.353	33.322	46.221	267.3	1:44.896	156.60	2.115	16:03:41.056
10 - D1	25.320	33.400	45.986	267.9	1:44.706	156.88	1.925	16:05:25.762
11 - D1	25.416	33.528	46.314	269.3	1:45.258	156.06	2.477	16:07:11.020
12 - D1	25.859	33.890	47.001	267.9	1:46.750	153.88	3.969	16:08:57.770
13 - D1	25.468	33.530	46.291	266.0	1:45.289	156.01	2.508	16:10:43.059
14 - D1	25.547	33.704	47.354	267.3	1:46.605	154.09	3.824	16:12:29.664
15 - D1	25.636	33.370	IN PIT	266.6	1:53.968	<b>P</b> 144.13	11.187	16:14:23.632
16 - D2	OUTLAP	32.987	45.369	137.9	3:14.252	84.56	1:31.471	16:17:37.884
17 - D2	25.233	33.079	45.360	265.3	1:43.672	158.44	0.891	16:19:21.556
18 - D2	25.211	32.644	45.122	266.6	1:42.977	<b>(2)</b> 159.51	0.196	16:21:04.533
<b>19 - D2</b>	25.157	32.658	<b>44.966</b>	265.3	<b>1:42.781 (1)</b>	<b>159.82</b>		<b>16:22:47.314</b>
20 - D2	<b>25.110</b>	<b>32.553</b>	45.328	265.3	1:42.991	<b>(3)</b> 159.49	0.210	16:24:30.305
21 - D2	25.215	32.777	46.027	266.0	1:44.019	157.92	1.238	16:26:14.324
22 - D2	25.336	32.779	45.246	265.3	1:43.361	158.92	0.580	16:27:57.685
23 - D2	25.212	32.828	45.181	265.3	1:43.221	159.14	0.440	16:29:40.906
24 - D2	25.369	32.760	45.268	267.3	1:43.397	158.87	0.616	16:31:24.303
25 - D2	25.267	32.822	45.183	266.0	1:43.272	159.06	0.491	16:33:07.575
26 - D2	25.264	32.985	45.246	266.6	1:43.495	158.72	0.714	16:34:51.070
27 - D2	25.172	32.920	45.213	266.0	1:43.305	159.01	0.524	16:36:34.375
28 - D2	25.385	32.879	45.600	267.9	1:43.864	158.15	1.083	16:38:18.239
29 - D2	25.394	33.067	45.368	264.0	1:43.829	158.21	1.048	16:40:02.068
30 - D2	25.401	32.990	45.098	264.0	1:43.489	158.72	0.708	16:41:45.557
31 - D2	25.284	32.849	45.563	266.0	1:43.696	158.41	0.915	16:43:29.253
32 - D2	25.305	32.840	45.341	266.6	1:43.486	158.73	0.705	16:45:12.739
33 - D2	25.585	33.178	45.719	267.9	1:44.482	157.22	1.701	16:46:57.221
34 - D2	25.277	32.871	45.224	265.3	1:43.372	158.90	0.591	16:48:40.593

Weather / Track : Cloudy / Dry

Fuji Speedway  
 Circuit Length = 4.563 km  
 Start: 15:47 Flag 16:47 End: 16:52

# Blancpain GT World Challenge Asia

## RACE 1 - SECTOR ANALYSIS



SECTOR 1 = FL to I1, SECTOR 2 = I1 to I2 SECTOR 3 = I2 to I3, SECTOR 4 = I3 to FL, DIFF = Difference To Personal Best Lap, P = Crossed Finish Line in Pit Lane, D = Time Disallowed

**P11 888 GT3PA Triple Eight Race Engineering Australia Mercedes-AMG GT3**

IDEAL LAP TIME : 1:41.640 BEST LAP TIME : 1:41.881 DIFFERENCE : 0.241

D1: HH Prince Abdul Rahman D2: Jazeman JAAFAR

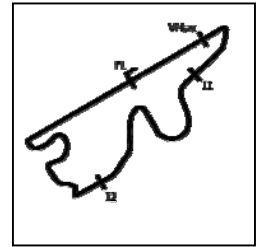
LAP	SECTOR 1	SECTOR 2	SECTOR 3	SPEED TRAP	LAP TIME	KPH	DIFF	TIME OF DAY
1 - D1		37.323	48.146		2:05.369	131.02	23.488	15:49:46.076
2 - D1	25.655	33.626	48.053	<b>267.3</b>	1:47.334	153.04	5.453	15:51:33.410
3 - D1	25.927	33.495	46.632	266.0	1:46.054	154.89	4.173	15:53:19.464
4 - D1	25.816	33.795	46.492	264.0	1:46.103	154.81	4.222	15:55:05.567
5 - D1	25.926	34.214	46.454	262.1	1:46.594	154.10	4.713	15:56:52.161
6 - D1	25.923	33.873	46.776	261.5	1:46.572	154.13	4.691	15:58:38.733
7 - D1	26.127	33.908	47.156	260.8	1:47.191	153.24	5.310	16:00:25.924
8 - D1	25.895	34.190	47.438	260.8	1:47.523	152.77	5.642	16:02:13.447
9 - D1	25.892	33.827	46.365	262.7	1:46.084	154.84	4.203	16:03:59.531
10 - D1	25.833	33.672	46.379	261.5	1:45.884	155.13	4.003	16:05:45.415
11 - D1	25.899	33.580	46.701	262.7	1:46.180	154.70	4.299	16:07:31.595
12 - D1	25.882	34.073	46.120	261.5	1:46.075	154.86	4.194	16:09:17.670
13 - D1	25.695	33.982	46.512	260.8	1:46.189	154.69	4.308	16:11:03.859
14 - D1	25.971	33.978	IN PIT	261.5	1:53.094 <b>P</b>	145.24	11.213	16:12:56.953
15 - D2	OUTLAP	33.711	45.020	138.6	3:10.000	86.45	1:28.119	16:16:06.953
16 - D2	25.490	32.427	<b>44.559</b>	258.3	1:42.476	160.29	0.595	16:17:49.429
17 - D2	25.309	32.366	44.808	260.8	1:42.483	160.28	0.602	16:19:31.912
<b>18 - D2</b>	25.167	32.051	44.663	262.1	<b>1:41.881 (1)</b>	<b>161.23</b>		<b>16:21:13.793</b>
19 - D2	25.110	32.090	45.006	262.1	1:42.206 <b>(3)</b>	160.72	0.325	16:22:55.999
20 - D2	25.328	32.829	45.584	262.7	1:43.741	158.34	1.860	16:24:39.740
21 - D2	25.864	33.006	45.506	257.7	1:44.376	157.38	2.495	16:26:24.116
22 - D2	26.022	33.251	45.641	259.6	1:44.914	156.57	3.033	16:28:09.030
23 - D2	25.466	32.689	44.953	264.0	1:43.108	159.31	1.227	16:29:52.138
24 - D2	25.214	32.214	44.867	261.5	1:42.295	160.58	0.414	16:31:34.433
25 - D2	25.156	32.187	44.884	266.0	1:42.227	160.68	0.346	16:33:16.660
26 - D2	<b>25.093</b>	32.114	44.883	262.1	1:42.090 <b>(2)</b>	160.90	0.209	16:34:58.750
27 - D2	25.111	<b>31.988</b>	45.802	262.7	1:42.901	159.63	1.020	16:36:41.651
28 - D2	25.138	32.034	45.332	262.1	1:42.504	160.25	0.623	16:38:24.155
29 - D2	25.188	32.047	45.698	262.7	1:42.933	159.58	1.052	16:40:07.088
30 - D2	25.096	32.424	45.011	260.8	1:42.531	160.21	0.650	16:41:49.619
31 - D2	25.284	32.201	45.386	261.5	1:42.871	159.68	0.990	16:43:32.490
32 - D2	25.216	32.287	45.163	263.4	1:42.666	160.00	0.785	16:45:15.156
33 - D2	25.203	32.644	45.422	264.0	1:43.269	159.06	1.388	16:46:58.425
34 - D2	25.161	32.327	45.019	264.7	1:42.507	160.25	0.626	16:48:40.932

Weather / Track : Cloudy / Dry

Fuji Speedway  
Circuit Length = 4.563 km  
Start: 15:47 Flag 16:47 End: 16:52

# Blancpain GT World Challenge Asia

## RACE 1 - SECTOR ANALYSIS



SECTOR 1 = FL to I1, SECTOR 2 = I1 to I2 SECTOR 3 = I2 to I3, SECTOR 4 = I3 to FL, DIFF = Difference To Personal Best Lap, P = Crossed Finish Line in Pit Lane, D = Time Disallowed

P12		13 GT3PA		Audi Sport Asia Team Absolute Racing		Audi R8 LMS GT3 2019		
IDEAL LAP TIME : 1:42.352		BEST LAP TIME : 1:42.494		DIFFERENCE : 0.142				
D1: Jingzu SUN		D2: Congfu CHENG						
LAP	SECTOR 1	SECTOR 2	SECTOR 3	SPEED TRAP	LAP TIME	KPH	DIFF	TIME OF DAY
1 - D1		36.431	47.998		2:03.099	133.44	20.605	15:49:43.806
2 - D1	25.658	33.971	46.981	265.3	1:46.610	154.08	4.116	15:51:30.416
3 - D1	25.739	33.793	47.096	266.0	1:46.628	154.05	4.134	15:53:17.044
4 - D1	25.701	33.608	46.558	266.6	1:45.867	155.16	3.373	15:55:02.911
5 - D1	25.532	33.826	46.980	264.0	1:46.338	154.47	3.844	15:56:49.249
6 - D1	25.617	33.843	46.667	264.7	1:46.127	154.78	3.633	15:58:35.376
7 - D1	25.606	33.630	47.643	264.0	1:46.879	153.69	4.385	16:00:22.255
8 - D1	25.653	34.036	47.046	263.4	1:46.735	153.90	4.241	16:02:08.990
9 - D1	25.705	34.327	46.981	262.7	1:47.013	153.50	4.519	16:03:56.003
10 - D1	25.696	33.607	47.715	262.7	1:47.018	153.49	4.524	16:05:43.021
11 - D1	25.913	33.968	46.862	262.7	1:46.743	153.89	4.249	16:07:29.764
12 - D1	25.596	33.738	46.921	264.7	1:46.255	154.59	3.761	16:09:16.019
13 - D1	25.505	33.772	46.991	263.4	1:46.268	154.57	3.774	16:11:02.287
14 - D1	25.676	34.184	47.190	263.4	1:47.050	153.44	4.556	16:12:49.337
15 - D1	25.962	35.147	IN PIT	264.7	1:55.381	<b>P</b> 142.37	12.887	16:14:44.718
16 - D2	OUTLAP	34.423	46.413	131.5	3:14.431	84.48	1:31.937	16:17:59.149
17 - D2	25.377	32.640	45.220	261.5	1:43.237	159.11	0.743	16:19:42.386
18 - D2	<b>24.997</b>	32.757	45.291	265.3	1:43.045	159.41	0.551	16:21:25.431
<b>19 - D2</b>	25.099	32.386	<b>45.009</b>	262.1	<b>1:42.494 (1)</b>	<b>160.27</b>		<b>16:23:07.925</b>
20 - D2	25.017	32.481	45.078	263.4	1:42.576 <b>(2)</b>	160.14	0.082	16:24:50.501
21 - D2	25.111	<b>32.346</b>	45.559	262.7	1:43.016	159.45	0.522	16:26:33.517
22 - D2	25.212	32.473	45.793	264.7	1:43.478	158.74	0.984	16:28:16.995
23 - D2	25.097	32.738	45.132	264.0	1:42.967	159.53	0.473	16:29:59.962
24 - D2	25.035	32.415	45.386	265.3	1:42.836 <b>(3)</b>	159.73	0.342	16:31:42.798
25 - D2	25.212	32.661	45.329	264.7	1:43.202	159.17	0.708	16:33:26.000
26 - D2	25.189	32.612	45.563	265.3	1:43.364	158.92	0.870	16:35:09.364
27 - D2	25.135	32.559	45.392	266.0	1:43.086	159.35	0.592	16:36:52.450
28 - D2	25.170	32.696	46.143	265.3	1:44.009	157.93	1.515	16:38:36.459
29 - D2	25.170	32.635	45.728	264.0	1:43.533	158.66	1.039	16:40:19.992
30 - D2	25.097	32.816	45.398	266.0	1:43.311	159.00	0.817	16:42:03.303
31 - D2	25.097	32.711	45.168	266.0	1:42.976	159.52	0.482	16:43:46.279
32 - D2	25.231	32.593	45.673	<b>268.6</b>	1:43.497	158.71	1.003	16:45:29.776
33 - D2	25.428	32.867	45.204	267.9	1:43.499	158.71	1.005	16:47:13.275
34 - D2	25.139	32.583	45.316	266.0	1:43.038	159.42	0.544	16:48:56.313

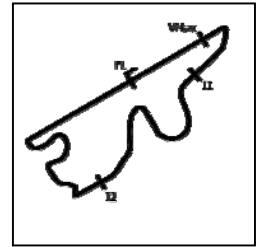
Weather / Track : Cloudy / Dry

Fuji Speedway  
Circuit Length = 4.563 km  
Start: 15:47 Flag 16:47 End: 16:52



# Blancpain GT World Challenge Asia

## RACE 1 - SECTOR ANALYSIS



SECTOR 1 = FL to I1, SECTOR 2 = I1 to I2, SECTOR 3 = I2 to I3, SECTOR 4 = I3 to FL, DIFF = Difference To Personal Best Lap, P = Crossed Finish Line in Pit Lane, D = Time Disallowed

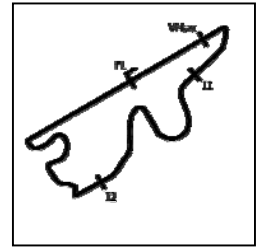
P13 99 GT3S Craft-Bamboo Racing		Mercedes-AMG GT3						
IDEAL LAP TIME : 1:42.827		BEST LAP TIME : 1:43.031		DIFFERENCE : 0.204				
D1: Christina NIELSEN		D2: Darryl O'YOUNG						
LAP	SECTOR 1	SECTOR 2	SECTOR 3	SPEED TRAP	LAP TIME	KPH	DIFF	TIME OF DAY
1 - D1		47.323	46.239		2:11.175	125.22	28.144	15:49:51.882
2 - D1	25.774	33.132	47.244	257.7	1:46.150	154.75	3.119	15:51:38.032
3 - D1	25.717	32.744	53.907	261.5	1:52.368	146.18	9.337	15:53:30.400
4 - D1	25.655	33.986	45.839	262.1	1:45.480	155.73	2.449	15:55:15.880
5 - D1	25.351	32.576	45.888	260.8	1:43.815	158.23	0.784	15:56:59.695
6 - D1	25.360	<b>32.470</b>	45.539	260.8	1:43.369 <b>(3)</b>	158.91	0.338	15:58:43.064
7 - D1	25.465	33.353	45.477	262.1	1:44.295	157.50	1.264	16:00:27.359
8 - D1	25.387	33.367	47.059	262.1	1:45.813	155.24	2.782	16:02:13.172
9 - D1	25.603	32.893	45.705	259.6	1:44.201	157.64	1.170	16:03:57.373
10 - D1	25.354	33.168	46.927	260.8	1:45.449	155.77	2.418	16:05:42.822
11 - D1	25.635	32.953	45.698	258.9	1:44.286	157.51	1.255	16:07:27.108
12 - D1	25.398	32.849	45.624	258.9	1:43.871	158.14	0.840	16:09:10.979
13 - D1	25.376	32.516	46.163	259.6	1:44.055	157.86	1.024	16:10:55.034
14 - D1	25.630	33.714	45.816	262.1	1:45.160	156.20	2.129	16:12:40.194
15 - D1	25.513	32.905	IN PIT	259.6	1:53.133 <b>P</b>	145.19	10.102	16:14:33.327
16 - D2	OUTLAP	33.511	45.689	127.9	3:12.442	85.35	1:29.411	16:17:45.769
17 - D2	25.574	32.592	45.712	256.5	1:43.878	158.13	0.847	16:19:29.647
<b>18 - D2</b>	<b>25.357</b>	<b>32.470</b>	<b>45.204</b>	<b>259.6</b>	<b>1:43.031 (1)</b>	<b>159.43</b>		<b>16:21:12.678</b>
19 - D2	<b>25.153</b>	32.614	45.346	258.3	1:43.113 <b>(2)</b>	159.30	0.082	16:22:55.791
20 - D2	25.173	33.124	45.678	262.1	1:43.975	157.98	0.944	16:24:39.766
21 - D2	25.637	33.111	45.645	255.3	1:44.393	157.35	1.362	16:26:24.159
22 - D2	25.760	33.453	45.561	256.5	1:44.774	156.78	1.743	16:28:08.933
23 - D2	25.802	32.927	45.455	259.6	1:44.184	157.67	1.153	16:29:53.117
24 - D2	25.295	32.742	45.458	262.1	1:43.495	158.72	0.464	16:31:36.612
25 - D2	25.509	33.243	45.759	263.4	1:44.511	157.17	1.480	16:33:21.123
26 - D2	25.519	32.648	45.376	262.1	1:43.543	158.64	0.512	16:35:04.666
27 - D2	25.450	32.635	45.683	262.1	1:43.768	158.30	0.737	16:36:48.434
28 - D2	25.210	33.229	45.733	262.7	1:44.172	157.68	1.141	16:38:32.606
29 - D2	25.383	32.903	45.934	260.2	1:44.220	157.61	1.189	16:40:16.826
30 - D2	25.544	32.727	46.282	263.4	1:44.553	157.11	1.522	16:42:01.379
31 - D2	25.452	32.701	45.950	260.2	1:44.103	157.79	1.072	16:43:45.482
32 - D2	25.449	32.816	45.863	261.5	1:44.128	157.75	1.097	16:45:29.610
33 - D2	25.805	33.243	45.405	260.2	1:44.453	157.26	1.422	16:47:14.063
34 - D2	25.397	32.713	46.555	<b>264.0</b>	1:44.665	156.94	1.634	16:48:58.728

Weather / Track : Cloudy / Dry

Fuji Speedway  
Circuit Length = 4.563 km  
Start: 15:47 Flag 16:47 End: 16:52

# Blancpain GT World Challenge Asia

## RACE 1 - SECTOR ANALYSIS



SECTOR 1 = FL to I1, SECTOR 2 = I1 to I2 SECTOR 3 = I2 to I3, SECTOR 4 = I3 to FL, DIFF = Difference To Personal Best Lap, P = Crossed Finish Line in Pit Lane, D = Time Disallowed

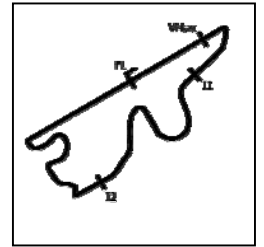
P14 51 GT3AM AMAC Motorsport				Lamborghini Huracan GT3 EVO				
IDEAL LAP TIME : 1:43.027		BEST LAP TIME : 1:43.554		DIFFERENCE : 0.527				
D1: Andrew MACPHERSON		D2: William Ben PORTER						
LAP	SECTOR 1	SECTOR 2	SECTOR 3	SPEED TRAP	LAP TIME	KPH	DIFF	TIME OF DAY
1 - D1		36.479	48.298		2:04.371	132.07	20.817	15:49:45.078
2 - D1	26.352	33.995	47.616	<b>263.4</b>	1:47.963	152.15	4.409	15:51:33.041
3 - D1	25.858	33.825	47.751	261.5	1:47.434	152.90	3.880	15:53:20.475
4 - D1	25.826	34.200	46.591	262.7	1:46.617	154.07	3.063	15:55:07.092
5 - D1	26.136	33.784	47.443	260.8	1:47.363	153.00	3.809	15:56:54.455
6 - D1	26.158	34.177	47.094	260.8	1:47.429	152.90	3.875	15:58:41.884
7 - D1	26.207	34.509	46.820	259.6	1:47.536	152.75	3.982	16:00:29.420
8 - D1	26.321	34.492	47.026	258.9	1:47.839	152.32	4.285	16:02:17.259
9 - D1	26.276	34.848	47.060	257.7	1:48.184	151.84	4.630	16:04:05.443
10 - D1	26.471	34.104	46.983	247.7	1:47.558	152.72	4.004	16:05:53.001
11 - D1	26.186	34.369	48.057	258.3	1:48.612	151.24	5.058	16:07:41.613
12 - D1	26.245	34.614	46.947	260.2	1:47.806	152.37	4.252	16:09:29.419
13 - D1	26.321	34.238	47.068	257.1	1:47.627	152.62	4.073	16:11:17.046
14 - D1	26.337	34.444	IN PIT	251.1	1:55.746	<b>P</b> 141.92	12.192	16:13:12.792
15 - D2	OUTLAP	34.863	45.777	133.3	3:15.040	84.22	1:31.486	16:16:27.832
16 - D2	25.638	33.336	46.481	257.7	1:45.455	155.77	1.901	16:18:13.287
17 - D2	25.845	33.634	45.606	256.5	1:45.085	156.31	1.531	16:19:58.372
18 - D2	25.287	32.758	45.727	259.6	1:43.772	158.29	0.218	16:21:42.144
19 - D2	25.468	32.905	45.454	262.1	1:43.827	158.21	0.273	16:23:25.971
20 - D2	25.365	33.055	<b>45.297</b>	261.5	1:43.717	<b>(3)</b> 158.38	0.163	16:25:09.688
21 - D2	25.371	32.857	45.440	258.9	1:43.668	<b>(2)</b> 158.45	0.114	16:26:53.356
22 - D2	25.431	32.888	45.555	260.2	1:43.874	158.14	0.320	16:28:37.230
23 - D2	25.343	33.103	45.619	260.8	1:44.065	157.85	0.511	16:30:21.295
24 - D2	25.208	33.310	45.566	262.7	1:44.084	157.82	0.530	16:32:05.379
25 - D2	25.401	32.880	45.803	260.8	1:44.084	157.82	0.530	16:33:49.463
26 - D2	<b>25.149</b>	32.707	45.986	262.1	1:43.842	158.19	0.288	16:35:33.305
<b>27 - D2</b>	25.299	32.930	45.325	260.2	<b>1:43.554</b>	<b>(1)</b> <b>158.63</b>		<b>16:37:16.859</b>
28 - D2	25.538	<b>32.581</b>	46.283	259.6	1:44.402	157.34	0.848	16:39:01.261
29 - D2	25.235	32.952	45.771	258.9	1:43.958	158.01	0.404	16:40:45.219
30 - D2	25.298	32.659	46.288	258.9	1:44.245	157.57	0.691	16:42:29.464
31 - D2	25.349	33.121	46.151	262.1	1:44.621	157.01	1.067	16:44:14.085
32 - D2	25.385	33.776	45.580	262.1	1:44.741	156.83	1.187	16:45:58.826
33 - D2	25.502	33.485	46.987	<b>263.4</b>	1:45.974	155.00	2.420	16:47:44.800
34 - D2	25.733	33.830	45.924	262.1	1:45.487	155.72	1.933	16:49:30.287

Weather / Track : Cloudy / Dry

Fuji Speedway  
Circuit Length = 4.563 km  
Start: 15:47 Flag 16:47 End: 16:52

# Blancpain GT World Challenge Asia

## RACE 1 - SECTOR ANALYSIS



SECTOR 1 = FL to I1, SECTOR 2 = I1 to I2, SECTOR 3 = I2 to I3, SECTOR 4 = I3 to FL, DIFF = Difference To Personal Best Lap, P = Crossed Finish Line in Pit Lane, D = Time Disallowed

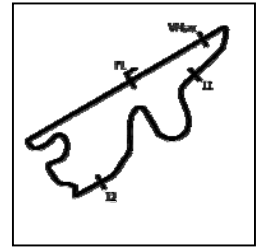
P15 777 GT3AM CarGuy Racing				Ferrari 488 GT3				
IDEAL LAP TIME : 1:42.982		BEST LAP TIME : 1:43.384		DIFFERENCE : 0.402				
D1: Yusuke YAMASAKI		D2: Takeshi KIMURA						
LAP	SECTOR 1	SECTOR 2	SECTOR 3	SPEED TRAP	LAP TIME	KPH	DIFF	TIME OF DAY
1 - D1		51.949	46.198		2:18.494	118.60	35.110	15:49:59.201
2 - D1	25.726	35.159	49.460	258.9	1:50.345	148.86	6.961	15:51:49.546
3 - D1	26.021	36.447	46.702	254.1	1:49.170	150.46	5.786	15:53:38.716
4 - D1	25.771	34.736	47.905	262.1	1:48.412	151.52	5.028	15:55:27.128
5 - D1	26.097	34.496	47.025	254.7	1:47.618	152.63	4.234	15:57:14.746
6 - D1	25.753	33.858	46.504	257.1	1:46.115	154.80	2.731	15:59:00.861
7 - D1	25.412	34.351	46.264	265.3	1:46.027	154.93	2.643	16:00:46.888
8 - D1	25.701	33.616	46.262	263.4	1:45.579	155.58	2.195	16:02:32.467
9 - D1	25.607	33.566	45.854	260.8	1:45.027	156.40	1.643	16:04:17.494
10 - D1	25.682	33.627	45.975	263.4	1:45.284	156.02	1.900	16:06:02.778
11 - D1	25.414	33.648	46.199	264.7	1:45.261	156.05	1.877	16:07:48.039
12 - D1	25.385	33.830	46.269	264.0	1:45.484	155.72	2.100	16:09:33.523
13 - D1	25.465	33.790	46.703	260.8	1:45.958	155.03	2.574	16:11:19.481
14 - D1	25.516	33.412	47.012	262.7	1:45.940	155.05	2.556	16:13:05.421
15 - D1	25.511	33.447	IN PIT	262.1	1:52.033	<b>P</b> 146.62	8.649	16:14:57.454
16 - D2	OUTLAP	34.032	46.184	138.6	3:18.448	82.77	1:35.064	16:18:15.902
17 - D2	25.171	33.677	45.832	267.3	1:44.680	156.92	1.296	16:20:00.582
18 - D2	25.137	33.074	45.662	266.6	1:43.873	158.14	0.489	16:21:44.455
19 - D2	25.172	33.030	45.326	268.6	1:43.528	158.67	0.144	16:23:27.983
20 - D2	25.369	33.362	45.932	259.6	1:44.663	156.94	1.279	16:25:12.646
21 - D2	25.314	33.077	45.528	266.6	1:43.919	158.07	0.535	16:26:56.565
22 - D2	25.284	32.832	45.565	267.9	1:43.681	158.43	0.297	16:28:40.246
<b>23 - D2</b>	25.381	32.804	<b>45.199</b>	267.3	<b>1:43.384 (1)</b>	<b>158.89</b>		<b>16:30:23.630</b>
24 - D2	25.198	33.162	45.314	269.3	1:43.674	158.44	0.290	16:32:07.304
25 - D2	25.103	32.823	45.864	269.3	1:43.790	158.26	0.406	16:33:51.094
26 - D2	25.195	33.054	46.304	269.3	1:44.553	157.11	1.169	16:35:35.647
27 - D2	25.189	32.854	45.414	267.9	1:43.457	<b>(2)</b> 158.77	0.073	16:37:19.104
28 - D2	25.065	<b>32.797</b>	45.640	267.9	1:43.502	<b>(3)</b> 158.70	0.118	16:39:02.606
29 - D2	<b>24.986</b>	32.989	45.638	267.3	1:43.613	158.53	0.229	16:40:46.219
30 - D2	25.141	32.835	45.984	267.3	1:43.960	158.01	0.576	16:42:30.179
31 - D2	25.177	33.256	46.059	<b>270.0</b>	1:44.492	157.20	1.108	16:44:14.671
32 - D2	25.251	34.052	45.797	<b>270.0</b>	1:45.100	156.29	1.716	16:45:59.771
33 - D2	25.187	33.453	46.689	<b>270.0</b>	1:45.329	155.95	1.945	16:47:45.100
34 - D2	25.764	33.956	45.767	268.6	1:45.487	155.72	2.103	16:49:30.587

Weather / Track : Cloudy / Dry

Fuji Speedway  
Circuit Length = 4.563 km  
Start: 15:47 Flag 16:47 End: 16:52

# Blancpain GT World Challenge Asia

## RACE 1 - SECTOR ANALYSIS



SECTOR 1 = FL to I1, SECTOR 2 = I1 to I2 SECTOR 3 = I2 to I3, SECTOR 4 = I3 to FL, DIFF = Difference To Personal Best Lap, P = Crossed Finish Line in Pit Lane, D = Time Disallowed

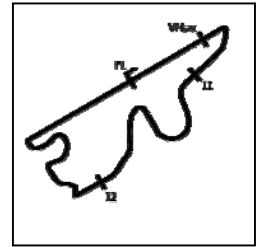
P16 88 GT3PA Craft-Bamboo Racing		Mercedes-AMG GT3						
IDEAL LAP TIME : 1:41.570		BEST LAP TIME : 1:42.084		DIFFERENCE : 0.514				
D1: Jeffrey LEE		D2: Alessio PICARIELLO						
LAP	SECTOR 1	SECTOR 2	SECTOR 3	SPEED TRAP	LAP TIME	KPH	DIFF	TIME OF DAY
1 - D1		36.066	47.941		2:03.463	133.04	21.379	15:49:44.170
2 - D1	25.920	34.010	1:05.862	260.8	2:05.792	130.58	23.708	15:51:49.962
3 - D1	26.349	34.843	47.163	251.7	1:48.355	151.60	6.271	15:53:38.317
4 - D1	25.658	35.558	47.241	262.1	1:48.457	151.45	6.373	15:55:26.774
5 - D1	25.980	34.640	46.790	260.2	1:47.410	152.93	5.326	15:57:14.184
6 - D1	25.751	34.788	1:02.902	260.2	2:03.441	133.07	21.357	15:59:17.625
7 - D1	25.875	34.047	46.491	254.7	1:46.413	154.36	4.329	16:01:04.038
8 - D1	25.616	34.481	46.694	260.2	1:46.791	153.82	4.707	16:02:50.829
9 - D1	25.724	34.052	46.916	258.3	1:46.692	153.96	4.608	16:04:37.521
10 - D1	25.757	33.554	46.697	257.7	1:46.008	154.95	3.924	16:06:23.529
11 - D1	25.764	33.479	46.846	257.1	1:46.089	154.83	4.005	16:08:09.618
12 - D1	25.613	33.411	46.693	258.9	1:45.717	155.38	3.633	16:09:55.335
13 - D1	25.650	33.512	46.607	258.3	1:45.769	155.30	3.685	16:11:41.104
14 - D1	25.571	33.604	IN PIT	259.6	1:53.209	<b>P</b> 145.10	11.125	16:13:34.313
15 - D2	OUTLAP	33.506	46.296	135.8	3:27.514	79.15	1:45.430	16:17:01.827
16 - D2	25.392	32.623	45.060	259.6	1:43.075	159.36	0.991	16:18:44.902
17 - D2	25.194	32.168	44.861	263.4	1:42.223	160.69	0.139	16:20:27.125
18 - D2	25.073	32.291	44.952	262.7	1:42.316	160.54	0.232	16:22:09.441
19 - D2	24.955	32.410	44.806	264.7	1:42.171	<b>(3)</b> 160.77	0.087	16:23:51.612
20 - D2	25.037	<b>31.981</b>	45.280	264.0	1:42.298	160.57	0.214	16:25:33.910
21 - D2	25.208	32.340	<b>44.669</b>	265.3	1:42.217	160.70	0.133	16:27:16.127
22 - D2	25.061	32.426	45.396	264.0	1:42.883	159.66	0.799	16:28:59.010
<b>23 - D2</b>	25.044	32.073	44.967	264.7	<b>1:42.084 (1)</b>	<b>160.91</b>		<b>16:30:41.094</b>
24 - D2	25.060	32.248	44.844	264.0	<b>(2)</b> 1:42.152	160.80	0.068	16:32:23.246
25 - D2	25.081	32.212	45.194	264.7	1:42.487	160.28	0.403	16:34:05.733
26 - D2	<b>24.920</b>	32.832	45.336	265.3	1:43.088	159.34	1.004	16:35:48.821
27 - D2	25.230	32.199	44.847	264.0	1:42.276	160.61	0.192	16:37:31.097
28 - D2	25.063	32.433	45.305	264.0	1:42.801	159.79	0.717	16:39:13.898
29 - D2	25.226	32.392	45.125	263.4	1:42.743	159.88	0.659	16:40:56.641
30 - D2	25.888	32.574	45.008	244.3	1:43.470	158.75	1.386	16:42:40.111
31 - D2	25.154	32.489	45.079	265.3	1:42.722	159.91	0.638	16:44:22.833
32 - D2	25.126	32.363	45.256	<b>266.0</b>	1:42.745	159.87	0.661	16:46:05.578
33 - D2	25.005	32.374	45.076	<b>266.0</b>	1:42.455	160.33	0.371	16:47:48.033

Weather / Track : Cloudy / Dry

Fuji Speedway  
Circuit Length = 4.563 km  
Start: 15:47 Flag 16:47 End: 16:52

# Blancpain GT World Challenge Asia

## RACE 1 - SECTOR ANALYSIS



SECTOR 1 = FL to I1, SECTOR 2 = I1 to I2 SECTOR 3 = I2 to I3, SECTOR 4 = I3 to FL, DIFF = Difference To Personal Best Lap, P = Crossed Finish Line in Pit Lane, D = Time Disallowed

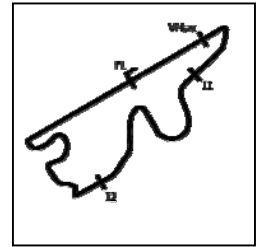
P17 55 GT3PA Craft-Bamboo Racing				Mercedes-AMG GT3				
IDEAL LAP TIME : 1:41.549		BEST LAP TIME : 1:42.105		DIFFERENCE : 0.556				
D1: Daniel AU		D2: Melvin MOH						
LAP	SECTOR 1	SECTOR 2	SECTOR 3	SPEED TRAP	LAP TIME	KPH	DIFF	TIME OF DAY
1 - D1		40.716	50.509		2:12.169	124.28	30.064	15:49:52.876
2 - D1	26.990	36.736	50.101	260.2	1:53.827	144.31	11.722	15:51:46.703
3 - D1	26.512	36.088	49.706	260.2	1:52.306	146.26	10.201	15:53:39.009
4 - D1	27.412	36.911	49.075	246.0	1:53.398	144.85	11.293	15:55:32.407
5 - D1	25.978	35.648	48.536	260.8	1:50.162	149.11	8.057	15:57:22.569
6 - D1	26.030	35.466	49.618	259.6	1:51.114	147.83	9.009	15:59:13.683
7 - D1	26.074	35.313	48.789	255.3	1:50.176	149.09	8.071	16:01:03.859
8 - D1	26.797	35.493	48.521	222.6	1:50.811	148.24	8.706	16:02:54.670
9 - D1	26.442	35.610	48.835	258.9	1:50.887	148.13	8.782	16:04:45.557
10 - D1	26.146	36.501	50.696	256.5	1:53.343	144.92	11.238	16:06:38.900
11 - D1	26.270	37.309	51.640	255.3	1:55.219	142.57	13.114	16:08:34.119
12 - D1	27.868	36.169	50.268	242.1	1:54.305	143.71	12.200	16:10:28.424
13 - D1	26.558	36.327	50.104	257.7	1:52.989	145.38	10.884	16:12:21.413
14 - D1	27.004	36.591	IN PIT	233.7	1:58.771	<b>P</b> 138.30	16.666	16:14:20.184
15 - D2	OUTLAP	33.487	44.894	136.7	3:10.996	86.00	1:28.891	16:17:31.180
16 - D2	25.323	32.460	44.629	257.7	1:42.412	160.39	0.307	16:19:13.592
17 - D2	25.202	32.404	<b>44.593</b>	258.9	1:42.199	<b>(3)</b> 160.73	0.094	16:20:55.791
<b>18 - D2</b>	25.205	32.281	44.619	258.3	<b>1:42.105 (1)</b>	<b>160.88</b>		<b>16:22:37.896</b>
19 - D2	25.013	32.261	45.256	260.2	1:42.530	160.21	0.425	16:24:20.426
20 - D2	25.149	32.362	44.824	258.9	1:42.335	160.51	0.230	16:26:02.761
21 - D2	25.208	32.282	45.088	258.9	1:42.578	160.13	0.473	16:27:45.339
22 - D2	25.206	32.221	45.056	258.3	1:42.483	160.28	0.378	16:29:27.822
23 - D2	25.249	32.252	44.796	259.6	1:42.297	160.57	0.192	16:31:10.119
24 - D2	25.160	32.876	44.992	261.5	1:43.028	159.44	0.923	16:32:53.147
25 - D2	25.131	32.872	46.614	<b>262.1</b>	1:44.617	157.01	2.512	16:34:37.764
26 - D2	25.079	32.441	44.851	<b>262.1</b>	1:42.371	160.46	0.266	16:36:20.135
27 - D2	<b>24.944</b>	32.143	45.507	260.8	1:42.594	160.11	0.489	16:38:02.729
28 - D2	25.001	32.219	44.926	259.6	1:42.146	<b>(2)</b> 160.81	0.041	16:39:44.875
29 - D2	25.203	32.134	44.884	259.6	1:42.221	160.69	0.116	16:41:27.096
30 - D2	25.271	<b>32.012</b>	45.883	259.6	1:43.166	159.22	1.061	16:43:10.262
31 - D2	25.330	32.463	44.978	260.2	1:42.771	159.83	0.666	16:44:53.033
32 - D2	25.195	32.220	44.843	260.8	1:42.258	160.64	0.153	16:46:35.291
33 - D2	25.206	32.306	45.044	261.5	1:42.556	160.17	0.451	16:48:17.847

Weather / Track : Cloudy / Dry

Fuji Speedway  
Circuit Length = 4.563 km  
Start: 15:47 Flag 16:47 End: 16:52

# Blancpain GT World Challenge Asia

## RACE 1 - SECTOR ANALYSIS



SECTOR 1 = FL to I1, SECTOR 2 = I1 to I2 SECTOR 3 = I2 to I3, SECTOR 4 = I3 to FL, DIFF = Difference To Personal Best Lap, P = Crossed Finish Line in Pit Lane, D = Time Disallowed

P18 390 GT3AM Kizashi Koshido Saccess Racing				Lamborghini Huracan GT3				
IDEAL LAP TIME : 1:45.038		BEST LAP TIME : 1:45.980		DIFFERENCE : 0.942				
D1: Tamotsu KONDO		D2: Motoharu SATO						
LAP	SECTOR 1	SECTOR 2	SECTOR 3	SPEED TRAP	LAP TIME	KPH	DIFF	TIME OF DAY
1 - D1		37.957	49.254		2:08.408	127.92	22.428	15:49:49.115
2 - D1	26.527	33.927	49.184	260.2	1:49.638	149.82	3.658	15:51:38.753
3 - D1	26.082	34.002	47.264	258.9	1:47.348	153.02	1.368	15:53:26.101
4 - D1	26.338	34.746	49.210	264.0	1:50.294	148.93	4.314	15:55:16.395
5 - D1	26.123	33.832	47.547	259.6	1:47.502	152.80	1.522	15:57:03.897
6 - D1	26.034	33.966	47.201	264.0	1:47.201	153.23	1.221	15:58:51.098
7 - D1	26.257	33.945	47.432	261.5	1:47.634	152.61	1.654	16:00:38.732
8 - D1	25.949	34.142	48.326	262.1	1:48.417	151.51	2.437	16:02:27.149
9 - D1	25.831	33.821	47.094	262.1	1:46.746	153.88	0.766	16:04:13.895
10 - D1	26.057	33.797	47.123	261.5	1:46.977	153.55	0.997	16:06:00.872
11 - D1	25.956	33.853	47.195	261.5	1:47.004	153.51	1.024	16:07:47.876
12 - D1	26.242	33.820	46.685	259.6	1:46.747	153.88	0.767	16:09:34.623
13 - D1	25.888	33.515	46.865	262.1	1:46.268 <b>(2)</b>	154.57	0.288	16:11:20.891
14 - D1	25.866	33.620	IN PIT	264.0	1:56.020 <b>P</b>	141.58	10.040	16:13:16.911
15 - D2	OUTLAP	34.092	46.745	138.2	3:21.515	81.51	1:35.535	16:16:38.426
16 - D2	26.691	33.315	46.482	260.2	1:46.488	154.25	0.508	16:18:24.914
17 - D2	26.226	34.263	<b>46.124</b>	260.8	1:46.613	154.07	0.633	16:20:11.527
18 - D2	26.172	33.526	46.928	262.7	1:46.626	154.05	0.646	16:21:58.153
19 - D2	26.227	33.917	47.460	260.8	1:47.604	152.65	1.624	16:23:45.757
20 - D2	25.978	33.661	47.354	248.8	1:46.993	153.53	1.013	16:25:32.750
21 - D2	27.202	33.635	46.347	262.1	1:47.184	153.25	1.204	16:27:19.934
22 - D2	26.213	35.274	47.470	264.7	1:48.957	150.76	2.977	16:29:08.891
23 - D2	25.991	34.165	46.856	258.3	1:47.012	153.50	1.032	16:30:55.903
24 - D2	26.099	33.761	47.741	264.7	1:47.601	152.66	1.621	16:32:43.504
25 - D2	26.043	<b>33.104</b>	48.112	261.5	1:47.259	153.15	1.279	16:34:30.763
26 - D2	<b>25.810</b>	33.736	46.896	260.2	1:46.442	154.32	0.462	16:36:17.205
27 - D2	25.853	34.182	47.371	264.0	1:47.406	152.94	1.426	16:38:04.611
28 - D2	26.012	33.926	46.752	263.4	1:46.690	153.96	0.710	16:39:51.301
29 - D2	25.988	33.587	47.618	263.4	1:47.193	153.24	1.213	16:41:38.494
30 - D2	26.082	33.832	47.155	263.4	1:47.069	153.42	1.089	16:43:25.563
31 - D2	25.872	33.648	46.811	263.4	1:46.331 <b>(3)</b>	154.48	0.351	16:45:11.894
32 - D2	26.017	34.328	47.495	263.4	1:47.840	152.32	1.860	16:46:59.734
<b>33 - D2</b>	25.893	33.727	46.360	<b>266.0</b>	<b>1:45.980 (1)</b>	<b>154.99</b>		<b>16:48:45.714</b>

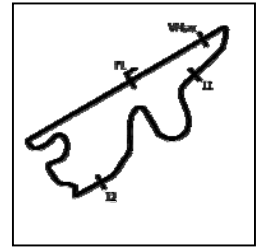
Weather / Track : Cloudy / Dry

Fuji Speedway  
Circuit Length = 4.563 km  
Start: 15:47 Flag 16:47 End: 16:52



# Blancpain GT World Challenge Asia

## RACE 1 - SECTOR ANALYSIS



SECTOR 1 = FL to I1, SECTOR 2 = I1 to I2 SECTOR 3 = I2 to I3, SECTOR 4 = I3 to FL, DIFF = Difference To Personal Best Lap, P = Crossed Finish Line in Pit Lane, D = Time Disallowed

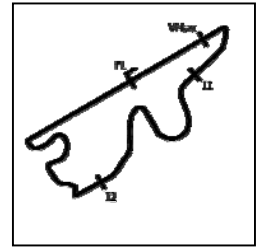
P19 83 GT3PA X Works		Audi R8 LMS GT3						
IDEAL LAP TIME : 1:42.286		BEST LAP TIME : 1:42.689		DIFFERENCE : 0.403				
D1: Philip TANG		D2: Shaun THONG						
LAP	SECTOR 1	SECTOR 2	SECTOR 3	SPEED TRAP	LAP TIME	KPH	DIFF	TIME OF DAY
1 - D1		38.096	49.077		2:08.752	127.58	26.063	15:49:49.459
2 - D1	26.576	35.653	49.693	258.9	1:51.922	146.77	9.233	15:51:41.381
3 - D1	25.830	35.566	49.019	264.0	1:50.415	148.77	7.726	15:53:31.796
4 - D1	26.192	35.281	48.632	264.7	1:50.105	149.19	7.416	15:55:21.901
5 - D1	26.883	34.895	47.453	253.5	1:49.231	150.38	6.542	15:57:11.132
6 - D1	25.965	34.952	47.518	263.4	1:48.435	151.48	5.746	15:58:59.567
7 - D1	25.981	35.713	47.661	262.1	1:49.355	150.21	6.666	16:00:48.922
8 - D1	26.051	34.627	47.417	263.4	1:48.095	151.96	5.406	16:02:37.017
9 - D1	26.137	35.058	47.696	262.1	1:48.891	150.85	6.202	16:04:25.908
10 - D1	26.212	34.941	47.135	260.8	1:48.288	151.69	5.599	16:06:14.196
11 - D1	26.114	34.591	47.564	260.2	1:48.269	151.72	5.580	16:08:02.465
12 - D1	26.366	34.784	47.121	258.3	1:48.271	151.71	5.582	16:09:50.736
13 - D1	26.070	34.026	47.317	260.2	1:47.413	152.93	4.724	16:11:38.149
14 - D1	26.100	34.672	47.173	260.8	1:47.945	152.17	5.256	16:13:26.094
15 - D1	26.213	34.346	47.176	260.2	1:47.735	152.47	5.046	16:15:13.829
16 - D1	26.628	34.556	47.968	257.1	1:49.152	150.49	6.463	16:17:02.981
17 - D1	25.895	34.431	47.597	262.7	1:47.923	152.20	5.234	16:18:50.904
18 - D1	25.983	34.177	IN PIT	262.1	1:56.611	<b>P</b> 140.86	13.922	16:20:47.515
19 - D2	OUTLAP	34.403	45.511	135.5	3:06.138	88.25	1:23.449	16:23:53.653
20 - D2	25.314	32.574	45.137	264.7	1:43.025	159.44	0.336	16:25:36.678
21 - D2	25.332	32.833	45.227	266.6	1:43.392	158.87	0.703	16:27:20.070
22 - D2	25.555	32.919	45.310	266.6	1:43.784	158.27	1.095	16:29:03.854
23 - D2	25.461	32.968	IN PIT	267.3	1:49.549	<b>P</b> 149.94	6.860	16:30:53.403
24 - D2	OUTLAP	32.991	<b>44.774</b>	137.0	2:24.894	113.37	42.205	16:33:18.297
25 - D2	25.291	32.554	44.897	266.0	1:42.742	<b>(3)</b> 159.88	0.053	16:35:01.039
26 - D2	<b>25.079</b>	32.564	45.495	<b>267.9</b>	1:43.138	159.27	0.449	16:36:44.177
27 - D2	25.251	32.588	45.055	266.0	1:42.894	159.64	0.205	16:38:27.071
28 - D2	25.120	32.729	45.208	267.3	1:43.057	159.39	0.368	16:40:10.128
29 - D2	25.252	32.921	46.432	265.3	1:44.605	157.03	1.916	16:41:54.733
30 - D2	25.251	<b>32.433</b>	45.049	265.3	1:42.733	<b>(2)</b> 159.89	0.044	16:43:37.466
<b>31 - D2</b>	25.179	32.498	45.012	<b>267.9</b>	<b>1:42.689</b>	<b>(1)</b> 159.96		<b>16:45:20.155</b>
32 - D2	25.294	32.622	45.144	266.6	1:43.060	159.39	0.371	16:47:03.215
33 - D2	25.155	32.573	45.115	267.3	1:42.843	159.72	0.154	16:48:46.058

Weather / Track : Cloudy / Dry

Fuji Speedway  
Circuit Length = 4.563 km  
Start: 15:47 Flag 16:47 End: 16:52

# Blancpain GT World Challenge Asia

## RACE 1 - SECTOR ANALYSIS



SECTOR 1 = FL to I1, SECTOR 2 = I1 to I2, SECTOR 3 = I2 to I3, SECTOR 4 = I3 to FL, DIFF = Difference To Personal Best Lap, P = Crossed Finish Line in Pit Lane, D = Time Disallowed

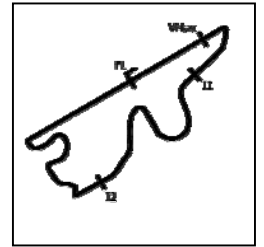
P20 60 GT3AM LM corsa			Porsche 911 GT3 R						
IDEAL LAP TIME : 1:43.498		BEST LAP TIME : 1:43.670		DIFFERENCE : 0.172					
D1: Kei NAKANISHI		D2: Shigekazu WAKISAKA							
LAP	SECTOR 1	SECTOR 2	SECTOR 3	SPEED TRAP	LAP TIME	KPH	DIFF	TIME OF DAY	
1 - D1		37.495	49.236		2:07.128	129.21	23.458	15:49:47.835	
2 - D1	26.264	33.609	47.470	260.8	1:47.343	153.03	3.673	15:51:35.178	
3 - D1	25.632	33.527	47.212	262.7	1:46.371	154.42	2.701	15:53:21.549	
4 - D1	25.999	48.079	46.411	<b>266.6</b>	2:00.489	136.33	16.819	15:55:22.038	
5 - D1	25.843	33.848	46.155	260.2	1:45.846	155.19	2.176	15:57:07.884	
6 - D1	26.041	34.594	46.370	260.2	1:47.005	153.51	3.335	15:58:54.889	
7 - D1	25.771	33.143	46.131	260.2	1:45.045	156.37	1.375	16:00:39.934	
8 - D1	25.585	33.382	46.313	260.2	1:45.280	156.02	1.610	16:02:25.214	
9 - D1	25.712	33.431	45.963	259.6	1:45.106	156.28	1.436	16:04:10.320	
10 - D1	25.760	33.281	45.653	258.9	1:44.694	156.90	1.024	16:05:55.014	
11 - D1	25.599	33.467	47.245	259.6	1:46.311	154.51	2.641	16:07:41.325	
12 - D1	25.724	33.081	45.733	258.3	1:44.538	157.13	0.868	16:09:25.863	
13 - D1	25.514	33.290	IN PIT	258.3	2:32.115	<b>P</b> 107.98	48.445	16:11:57.978	
14 - D1	OUTLAP	35.864	IN PIT	132.8	3:13.510	<b>P</b> 84.88	1:29.840	16:15:11.488	
15 - D2	OUTLAP	33.687	45.606	132.3	3:13.601	84.84	1:29.931	16:18:25.089	
16 - D2	26.613	33.128	45.416	252.9	1:45.157	156.21	1.487	16:20:10.246	
17 - D2	25.689	33.540	46.249	259.6	1:45.478	155.73	1.808	16:21:55.724	
18 - D2	26.109	33.280	45.609	256.5	1:44.998	156.44	1.328	16:23:40.722	
19 - D2	25.958	33.302	45.518	256.5	1:44.778	156.77	1.108	16:25:25.500	
20 - D2	25.993	33.098	45.353	257.7	1:44.444	157.27	0.774	16:27:09.944	
21 - D2	25.797	33.294	45.755	260.8	1:44.846	156.67	1.176	16:28:54.790	
22 - D2	25.569	33.787	49.495	258.3	1:48.851	150.91	5.181	16:30:43.641	
23 - D2	26.085	33.407	45.565	260.8	1:45.057	156.36	1.387	16:32:28.698	
24 - D2	25.574	34.083	45.492	260.2	1:45.149	156.22	1.479	16:34:13.847	
25 - D2	25.904	33.110	<b>45.342</b>	240.0	1:44.356	157.41	0.686	16:35:58.203	
26 - D2	25.625	33.117	45.592	262.1	1:44.334	157.44	0.664	16:37:42.537	
27 - D2	25.641	33.165	45.457	258.9	1:44.263	157.55	0.593	16:39:26.800	
28 - D2	25.695	32.938	45.475	259.6	1:44.108	157.78	0.438	16:41:10.908	
29 - D2	25.665	32.853	45.698	258.3	1:44.216	157.62	0.546	16:42:55.124	
30 - D2	25.713	32.871	45.425	259.6	1:44.009	<b>(3)</b> 157.93	0.339	16:44:39.133	
31 - D2	25.598	32.789	45.474	258.9	1:43.861	<b>(2)</b> 158.16	0.191	16:46:22.994	
32 - D2	<b>25.377</b>	<b>32.779</b>	45.514	260.2	<b>1:43.670</b>	<b>(1)</b> 158.45		<b>16:48:06.664</b>	

Weather / Track : Cloudy / Dry

Fuji Speedway  
Circuit Length = 4.563 km  
Start: 15:47 Flag 16:47 End: 16:52

# Blancpain GT World Challenge Asia

## RACE 1 - SECTOR ANALYSIS



SECTOR 1 = FL to I1, SECTOR 2 = I1 to I2 SECTOR 3 = I2 to I3, SECTOR 4 = I3 to FL, DIFF = Difference To Personal Best Lap, P = Crossed Finish Line in Pit Lane, D = Time Disallowed

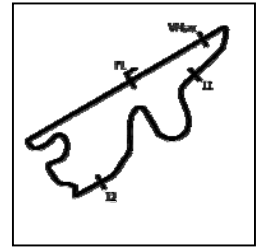
P21 77 GT4AM Craft-Bamboo Racing				Mercedes-AMG GT4				
IDEAL LAP TIME : 1:50.842		BEST LAP TIME : 1:51.359		DIFFERENCE : 0.517				
D1: Jean-Marc MERLIN		D2: David PUN						
LAP	SECTOR 1	SECTOR 2	SECTOR 3	SPEED TRAP	LAP TIME	KPH	DIFF	TIME OF DAY
1 - D1		38.728	50.657		2:11.351	125.05	19.992	15:49:52.058
2 - D1	27.346	36.260	49.447	247.1	1:53.053	145.30	1.694	15:51:45.111
3 - D1	27.687	35.900	49.275	248.2	1:52.862	145.54	1.503	15:53:37.973
4 - D1	28.149	36.604	49.495	232.2	1:54.248	143.78	2.889	15:55:32.221
5 - D1	27.533	36.113	48.427	243.2	1:52.073	146.57	0.714	15:57:24.294
6 - D1	27.961	35.784	49.058	243.7	1:52.803	145.62	1.444	15:59:17.097
7 - D1	27.739	35.783	48.569	245.4	1:52.091	146.54	0.732	16:01:09.188
8 - D1	27.535	<b>35.346</b>	48.756	247.7	1:51.637	147.14	0.278	16:03:00.825
9 - D1	27.449	35.695	48.397	247.1	1:51.541	147.27	0.182	16:04:52.366
10 - D1	27.623	35.641	48.833	243.7	1:52.097	146.54	0.738	16:06:44.463
11 - D1	27.644	36.204	49.233	244.3	1:53.081	145.26	1.722	16:08:37.544
12 - D1	27.644	36.115	48.795	243.7	1:52.554	145.94	1.195	16:10:30.098
13 - D1	27.550	36.163	49.232	246.5	1:52.945	145.44	1.586	16:12:23.043
14 - D1	27.691	35.866	49.054	242.1	1:52.611	145.87	1.252	16:14:15.654
15 - D1	27.456	35.912	IN PIT	244.8	2:00.087	<b>P</b> 136.79	8.728	16:16:15.741
16 - D2	OUTLAP	36.230	48.774	128.4	3:23.512	80.71	1:32.153	16:19:39.253
17 - D2	27.227	35.901	48.721	242.1	1:51.849	146.86	0.490	16:21:31.102
<b>18 - D2</b>	27.318	35.679	<b>48.362</b>	241.0	<b>1:51.359 (1)</b>	<b>147.51</b>		<b>16:23:22.461</b>
19 - D2	27.294	36.160	49.111	247.1	1:52.565	145.93	1.206	16:25:15.026
20 - D2	27.660	35.579	48.991	245.4	1:52.230	146.36	0.871	16:27:07.256
21 - D2	27.484	35.961	50.801	247.7	1:54.246	143.78	2.887	16:29:01.502
22 - D2	27.189	36.361	48.590	248.8	1:52.140	146.48	0.781	16:30:53.642
23 - D2	<b>27.134</b>	36.512	48.612	<b>249.4</b>	1:52.258	146.33	0.899	16:32:45.900
24 - D2	27.452	35.509	48.629	242.6	1:51.590	<b>(3)</b> 147.20	0.231	16:34:37.490
25 - D2	27.341	36.353	50.319	244.8	1:54.013	144.07	2.654	16:36:31.503
26 - D2	27.253	36.224	48.614	247.7	1:52.091	146.54	0.732	16:38:23.594
27 - D2	27.279	36.520	48.578	245.4	1:52.377	146.17	1.018	16:40:15.971
28 - D2	27.831	36.269	49.603	244.8	1:53.703	144.47	2.344	16:42:09.674
29 - D2	27.410	35.888	48.911	247.1	1:52.209	146.39	0.850	16:44:01.883
30 - D2	27.538	35.825	48.616	238.9	1:51.979	146.69	0.620	16:45:53.862
31 - D2	27.493	35.870	50.370	236.8	1:53.733	144.43	2.374	16:47:47.595

Weather / Track : Cloudy / Dry

Fuji Speedway  
Circuit Length = 4.563 km  
Start: 15:47 Flag 16:47 End: 16:52

# Blancpain GT World Challenge Asia

## RACE 1 - SECTOR ANALYSIS



SECTOR 1 = FL to I1, SECTOR 2 = I1 to I2 SECTOR 3 = I2 to I3, SECTOR 4 = I3 to FL, DIFF = Difference To Personal Best Lap, P = Crossed Finish Line in Pit Lane, D = Time Disallowed

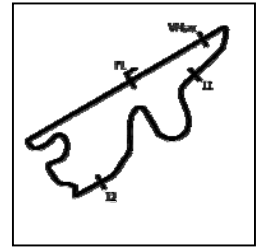
P22 81 GT4AM BMW Team Studie			BMW M4 GT4					
IDEAL LAP TIME : 1:50.473		BEST LAP TIME : 1:50.590		DIFFERENCE : 0.117				
D1: Takayuki KINOSHITA		D2: Sunako JUKUCHOU						
LAP	SECTOR 1	SECTOR 2	SECTOR 3	SPEED TRAP	LAP TIME	KPH	DIFF	TIME OF DAY
1 - D1		38.177	49.451		2:08.411	127.92	17.821	15:49:49.118
2 - D1	27.475	36.240	49.728	231.2	1:53.443	144.80	2.853	15:51:42.561
<b>3 - D1</b>	<b>26.939</b>	35.327	<b>48.324</b>	251.1	<b>1:50.590 (1)</b>	<b>148.53</b>		<b>15:53:33.151</b>
4 - D1	27.154	35.731	48.593	249.4	1:51.478	147.35	0.888	15:55:24.629
5 - D1	27.088	36.519	49.725	249.4	1:53.332	144.94	2.742	15:57:17.961
6 - D1	27.214	<b>35.210</b>	49.938	249.4	1:52.362	146.19	1.772	15:59:10.323
7 - D1	27.041	35.551	48.655	249.4	1:51.247 (2)	147.66	0.657	16:01:01.570
8 - D1	27.253	36.542	49.212	249.4	1:53.007	145.36	2.417	16:02:54.577
9 - D1	27.540	35.876	48.994	227.8	1:52.410	146.13	1.820	16:04:46.987
10 - D1	27.266	35.398	49.991	248.2	1:52.655	145.81	2.065	16:06:39.642
11 - D1	27.235	36.160	50.702	246.0	1:54.097	143.97	3.507	16:08:33.739
12 - D1	27.779	35.831	49.278	244.8	1:52.888	145.51	2.298	16:10:26.627
13 - D1	27.317	35.650	49.093	244.8	1:52.060	146.58	1.470	16:12:18.687
14 - D1	27.408	36.011	49.007	245.4	1:52.426	146.11	1.836	16:14:11.113
15 - D1	27.110	35.730	48.904	248.2	1:51.744	147.00	1.154	16:16:02.857
16 - D1	27.361	35.835	IN PIT	247.1	1:58.689 P	138.40	8.099	16:18:01.546
17 - D2	OUTLAP	36.243	48.838	128.4	3:33.291	77.01	1:42.701	16:21:34.837
18 - D2	27.280	35.544	48.627	246.0	1:51.451	147.39	0.861	16:23:26.288
19 - D2	27.386	35.516	48.886	244.8	1:51.788	146.94	1.198	16:25:18.076
20 - D2	27.170	35.564	48.694	248.2	1:51.428 (3)	147.42	0.838	16:27:09.504
21 - D2	27.261	36.107	49.808	246.0	1:53.176	145.14	2.586	16:29:02.680
22 - D2	27.105	36.038	49.228	<b>251.7</b>	1:52.371	146.18	1.781	16:30:55.051
23 - D2	27.485	36.083	49.166	248.8	1:52.734	145.71	2.144	16:32:47.785
24 - D2	27.158	35.747	51.191	250.5	1:54.096	143.97	3.506	16:34:41.881
25 - D2	27.263	35.861	49.435	243.7	1:52.559	145.93	1.969	16:36:34.440
26 - D2	27.119	35.647	49.820	245.4	1:52.586	145.90	1.996	16:38:27.026
27 - D2	27.176	35.741	49.708	244.8	1:52.625	145.85	2.035	16:40:19.651
28 - D2	27.012	36.083	49.374	246.0	1:52.469	146.05	1.879	16:42:12.120
29 - D2	27.075	35.870	48.955	250.0	1:51.900	146.79	1.310	16:44:04.020
30 - D2	27.131	35.821	48.961	248.2	1:51.913	146.78	1.323	16:45:55.933
31 - D2	27.280	36.283	49.820	248.2	1:53.383	144.87	2.793	16:47:49.316

Weather / Track : Cloudy / Dry

Fuji Speedway  
Circuit Length = 4.563 km  
Start: 15:47 Flag 16:47 End: 16:52

# Blancpain GT World Challenge Asia

## RACE 1 - SECTOR ANALYSIS



SECTOR 1 = FL to I1, SECTOR 2 = I1 to I2 SECTOR 3 = I2 to I3, SECTOR 4 = I3 to FL, DIFF = Difference To Personal Best Lap, P = Crossed Finish Line in Pit Lane, D = Time Disallowed

**P23 111 GT4AM Team iRace.Win**

**Mercedes-AMG GT4**

IDEAL LAP TIME : 1:51.105

BEST LAP TIME : 1:51.279

DIFFERENCE : 0.174

D1: Ringo CHONG

D2: Setiawan SANTOSO

LAP	SECTOR 1	SECTOR 2	SECTOR 3	SPEED TRAP	LAP TIME	KPH	DIFF	TIME OF DAY
1 - D1		38.099	50.058		2:13.805	122.76	22.526	15:49:54.512
2 - D1	27.731	36.903	50.599	235.8	1:55.233	142.55	3.954	15:51:49.745
3 - D1	27.913	37.665	49.555	226.4	1:55.133	142.67	3.854	15:53:44.878
4 - D1	27.648	36.708	49.975	239.4	1:54.331	143.67	3.052	15:55:39.209
5 - D1	27.407	35.969	48.496	246.0	1:51.872	146.83	0.593	15:57:31.081
6 - D1	<b>27.045</b>	35.703	49.278	<b>252.3</b>	1:52.026	146.63	0.747	15:59:23.107
7 - D1	27.109	35.712	48.966	251.7	1:51.787 <b>(3)</b>	146.94	0.508	16:01:14.894
<b>8 - D1</b>	27.055	35.804	<b>48.420</b>	250.5	<b>1:51.279 (1)</b>	<b>147.61</b>		<b>16:03:06.173</b>
9 - D1	27.260	<b>35.640</b>	48.723	246.5	1:51.623 <b>(2)</b>	147.16	0.344	16:04:57.796
10 - D1	27.161	36.122	51.733	243.7	1:55.016	142.82	3.737	16:06:52.812
11 - D1	27.051	36.825	48.695	241.6	1:52.571	145.92	1.292	16:08:45.383
12 - D1	27.250	36.111	48.885	241.0	1:52.246	146.34	0.967	16:10:37.629
13 - D1	27.570	36.013	50.123	225.4	1:53.706	144.46	2.427	16:12:31.335
14 - D1	27.713	36.709	50.116	248.8	1:54.538	143.41	3.259	16:14:25.873
15 - D1	27.216	36.331	IN PIT	246.5	2:00.090 <b>P</b>	136.78	8.811	16:16:25.963
16 - D2	OUTLAP	36.731	49.353	125.0	3:21.291	81.60	1:30.012	16:19:47.254
17 - D2	27.427	36.100	48.895	250.5	1:52.422	146.11	1.143	16:21:39.676
18 - D2	27.601	35.889	48.747	245.4	1:52.237	146.35	0.958	16:23:31.913
19 - D2	27.353	35.791	49.290	248.2	1:52.434	146.10	1.155	16:25:24.347
20 - D2	27.869	35.730	49.958	247.7	1:53.557	144.65	2.278	16:27:17.904
21 - D2	27.437	36.676	49.750	251.1	1:53.863	144.26	2.584	16:29:11.767
22 - D2	27.399	36.700	49.725	251.1	1:53.824	144.31	2.545	16:31:05.591
23 - D2	27.305	36.686	49.285	251.1	1:53.276	145.01	1.997	16:32:58.867
24 - D2	27.465	35.957	49.225	248.8	1:52.647	145.82	1.368	16:34:51.514
25 - D2	27.324	36.053	49.575	251.1	1:52.952	145.43	1.673	16:36:44.466
26 - D2	27.357	36.455	49.620	248.8	1:53.432	144.81	2.153	16:38:37.898
27 - D2	27.642	36.163	49.276	247.1	1:53.081	145.26	1.802	16:40:30.979
28 - D2	27.346	35.919	49.402	247.7	1:52.667	145.79	1.388	16:42:23.646
29 - D2	27.541	36.173	50.287	248.8	1:54.001	144.09	2.722	16:44:17.647
30 - D2	27.612	37.683	49.967	247.1	1:55.262	142.51	3.983	16:46:12.909
31 - D2	27.779	36.357	50.173	249.4	1:54.309	143.70	3.030	16:48:07.218

Weather / Track : Cloudy / Dry

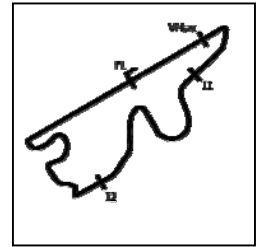
Fuji Speedway

Circuit Length = 4.563 km

Start: 15:47 Flag 16:47 End: 16:52

# Blancpain GT World Challenge Asia

## RACE 1 - SECTOR ANALYSIS



SECTOR 1 = FL to I1, SECTOR 2 = I1 to I2 SECTOR 3 = I2 to I3, SECTOR 4 = I3 to FL, DIFF = Difference To Personal Best Lap, P = Crossed Finish Line in Pit Lane, D = Time Disallowed

P24 199 GT4AM Team iRace.Win				Mercedes-AMG GT4				
IDEAL LAP TIME : 1:51.911		BEST LAP TIME : 1:52.782		DIFFERENCE : 0.871				
D1: Keo CHANG		D2: Joe CHI						
LAP	SECTOR 1	SECTOR 2	SECTOR 3	SPEED TRAP	LAP TIME	KPH	DIFF	TIME OF DAY
1 - D1		37.167	<b>48.808</b>	235.8	2:15.588	121.15	22.806	15:49:56.295
2 - D1	27.469	36.213	50.396	241.6	1:54.078	143.99	1.296	15:51:50.373
3 - D1	27.590	37.806	49.929	211.3	1:55.325	142.43	2.543	15:53:45.698
4 - D1	27.411	36.871	49.315	245.4	1:53.597	144.60	0.815	15:55:39.295
5 - D1	28.212	36.358	49.498	211.3	1:54.068	144.00	1.286	15:57:33.363
6 - D1	27.484	35.983	52.607	240.0	1:56.074	141.52	3.292	15:59:29.437
7 - D1	27.505	36.542	50.338	246.0	1:54.385	143.60	1.603	16:01:23.822
8 - D1	27.385	36.176	49.229	244.8	1:52.790 (2)	145.64	0.008	16:03:16.612
9 - D1	27.531	37.716	49.260	237.8	1:54.507	143.45	1.725	16:05:11.119
10 - D1	27.466	35.895	49.798	242.6	1:53.159	145.16	0.377	16:07:04.278
11 - D1	27.644	36.746	50.923	223.1	1:55.313	142.45	2.531	16:08:59.591
<b>12 - D1</b>	27.497	35.983	49.302	235.2	<b>1:52.782 (1)</b>	<b>145.65</b>		<b>16:10:52.373</b>
13 - D1	28.027	36.737	49.560	229.7	1:54.324	143.68	1.542	16:12:46.697
14 - D1	27.649	37.046	IN PIT	231.7	2:04.208 P	132.25	11.426	16:14:50.905
15 - D2	OUTLAP	36.685	50.546	126.3	3:21.137	81.66	1:28.355	16:18:12.042
16 - D2	27.473	36.238	49.987	238.9	1:53.698	144.47	0.916	16:20:05.740
17 - D2	28.818	36.949	50.466	209.3	1:56.233	141.32	3.451	16:22:01.973
18 - D2	27.515	36.245	52.028	247.7	1:55.788	141.86	3.006	16:23:57.761
19 - D2	27.402	36.539	50.547	246.5	1:54.488	143.48	1.706	16:25:52.249
20 - D2	27.555	36.399	50.106	243.2	1:54.060	144.01	1.278	16:27:46.309
21 - D2	27.512	36.256	49.623	236.8	1:53.391	144.86	0.609	16:29:39.700
22 - D2	27.453	<b>35.879</b>	49.664	248.2	1:52.996 (3)	145.37	0.214	16:31:32.696
23 - D2	<b>27.224</b>	36.875	1:06.214	<b>250.0</b>	2:10.313	126.05	17.531	16:33:43.009
24 - D2	27.531	36.244	50.436	238.9	1:54.211	143.82	1.429	16:35:37.220
25 - D2	27.414	36.491	50.245	244.8	1:54.150	143.90	1.368	16:37:31.370
26 - D2	27.427	36.383	50.231	222.6	1:54.041	144.04	1.259	16:39:25.411
27 - D2	27.434	36.220	50.497	240.0	1:54.151	143.90	1.369	16:41:19.562
28 - D2	27.559	36.069	50.803	233.7	1:54.431	143.55	1.649	16:43:13.993
29 - D2	27.547	36.006	52.237	247.7	1:55.790	141.86	3.008	16:45:09.783
30 - D2	27.586	37.656	50.542	246.0	1:55.784	141.87	3.002	16:47:05.567
31 - D2	28.004	36.763	51.800	236.8	1:56.567	140.92	3.785	16:49:02.134

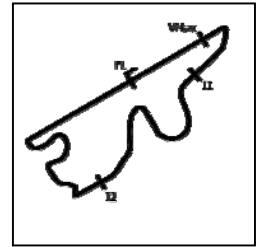
Weather / Track : Cloudy / Dry

Fuji Speedway  
Circuit Length = 4.563 km  
Start: 15:47 Flag 16:47 End: 16:52



# Blancpain GT World Challenge Asia

## RACE 1 - SECTOR ANALYSIS



SECTOR 1 = FL to I1, SECTOR 2 = I1 to I2 SECTOR 3 = I2 to I3, SECTOR 4 = I3 to FL, DIFF = Difference To Personal Best Lap, P = Crossed Finish Line in Pit Lane, D = Time Disallowed

**P25 19 GT4AM Birth Racing Project**

**Mercedes-AMG GT4**

IDEAL LAP TIME : 1:51.285

BEST LAP TIME : 1:51.812

DIFFERENCE : 0.527

D1: Kouichi OKUMURA

D2: Daisuke YAMAWAKI

LAP	SECTOR 1	SECTOR 2	SECTOR 3	SPEED TRAP	LAP TIME	KPH	DIFF	TIME OF DAY
1 - D1		39.538	50.510		2:11.840	124.59	20.028	15:49:52.547
2 - D1	28.101	36.687	50.641	230.7	1:55.429	142.31	3.617	15:51:47.976
3 - D1	27.375	37.330	49.599	241.0	1:54.304	143.71	2.492	15:53:42.280
4 - D1	27.362	36.352	48.871	242.1	1:52.585	145.90	0.773	15:55:34.865
<b>5 - D1</b>	27.485	35.766	<b>48.561</b>	238.4	<b>1:51.812 (1)</b>	<b>146.91</b>		<b>15:57:26.677</b>
6 - D1	<b>27.221</b>	<b>35.503</b>	51.108	243.2	1:53.832	144.30	2.020	15:59:20.509
7 - D1	27.431	35.962	48.752	246.5	1:52.145	146.47	0.333	16:01:12.654
8 - D1	27.484	35.771	48.851	247.7	1:52.106 (2)	146.52	0.294	16:03:04.760
9 - D1	27.391	35.956	48.902	242.1	1:52.249	146.34	0.437	16:04:57.009
10 - D1	27.473	36.099	51.290	237.3	1:54.862	143.01	3.050	16:06:51.871
11 - D1	27.517	36.242	48.913	235.2	1:52.672	145.79	0.860	16:08:44.543
12 - D1	27.295	35.901	48.933	240.5	1:52.129 (3)	146.49	0.317	16:10:36.672
13 - D1	27.722	35.984	50.340	223.6	1:54.046	144.03	2.234	16:12:30.718
14 - D1	27.886	37.231	50.574	241.6	1:55.691	141.98	3.879	16:14:26.409
15 - D1	27.508	36.259	49.453	230.7	1:53.220	145.08	1.408	16:16:19.629
16 - D1	27.543	35.804	IN PIT	243.2	1:58.855 P	138.20	7.043	16:18:18.484
17 - D2	OUTLAP	37.518	52.285	126.3	4:09.054	65.95	2:17.242	16:22:27.538
18 - D2	28.638	37.633	51.085	244.3	1:57.356	139.97	5.544	16:24:24.894
19 - D2	27.769	37.915	51.195	233.2	1:56.879	140.54	5.067	16:26:21.773
20 - D2	28.715	37.424	50.068	227.3	1:56.207	141.35	4.395	16:28:17.980
21 - D2	27.928	36.621	49.786	245.4	1:54.335	143.67	2.523	16:30:12.315
22 - D2	27.782	36.822	50.107	247.7	1:54.711	143.20	2.899	16:32:07.026
23 - D2	28.274	36.400	49.857	<b>251.1</b>	1:54.531	143.42	2.719	16:34:01.557
24 - D2	28.183	37.234	49.680	243.7	1:55.097	142.72	3.285	16:35:56.654
25 - D2	27.973	36.764	50.819	248.2	1:55.556	142.15	3.744	16:37:52.210
26 - D2	27.944	36.718	50.445	243.7	1:55.107	142.70	3.295	16:39:47.317
27 - D2	27.745	36.869	50.257	245.4	1:54.871	143.00	3.059	16:41:42.188
28 - D2	27.917	37.282	50.261	243.7	1:55.460	142.27	3.648	16:43:37.648
29 - D2	27.740	36.564	50.750	247.7	1:55.054	142.77	3.242	16:45:32.702
30 - D2	27.647	36.613	49.918	248.8	1:54.178	143.87	2.366	16:47:26.880
31 - D2	27.726	36.500	50.208	247.7	1:54.434	143.54	2.622	16:49:21.314

Weather / Track : Cloudy / Dry

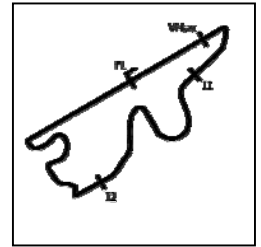
Fuji Speedway

Circuit Length = 4.563 km

Start: 15:47 Flag 16:47 End: 16:52

# Blancpain GT World Challenge Asia

## RACE 1 - SECTOR ANALYSIS



SECTOR 1 = FL to I1, SECTOR 2 = I1 to I2 SECTOR 3 = I2 to I3, SECTOR 4 = I3 to FL, DIFF = Difference To Personal Best Lap, P = Crossed Finish Line in Pit Lane, D = Time Disallowed

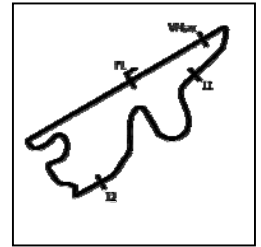
P26 82 GT4AM BMW Team Studie			BMW M4 GT4					
IDEAL LAP TIME : 1:52.826		BEST LAP TIME : 1:53.621		DIFFERENCE : 0.795				
D1: Shinsuke UMEDA		D2: Masahiko IDA						
LAP	SECTOR 1	SECTOR 2	SECTOR 3	SPEED TRAP	LAP TIME	KPH	DIFF	TIME OF DAY
1 - D1		38.140	50.234		2:13.423	123.11	19.802	15:49:54.130
2 - D1	27.525	36.902	50.814	232.7	1:55.241	142.54	1.620	15:51:49.371
3 - D1	27.811	37.166	50.071	232.2	1:55.048	142.78	1.427	15:53:44.419
4 - D1	27.514	36.999	50.237	243.2	1:54.750	143.15	1.129	15:55:39.169
5 - D1	27.805	36.472	<b>49.393</b>	233.7	1:53.670 <b>(3)</b>	144.51	0.049	15:57:32.839
6 - D1	27.318	36.306	50.127	238.4	1:53.751	144.41	0.130	15:59:26.590
<b>7 - D1</b>	27.303	36.662	49.656	<b>247.7</b>	<b>1:53.621 (1)</b>	<b>144.57</b>		<b>16:01:20.211</b>
8 - D1	27.576	36.810	49.424	235.8	1:53.810	144.33	0.189	16:03:14.021
9 - D1	27.987	36.744	51.556	241.0	1:56.287	141.26	2.666	16:05:10.308
10 - D1	27.605	<b>36.152</b>	49.958	244.3	1:53.715	144.45	0.094	16:07:04.023
11 - D1	27.534	36.705	50.478	235.2	1:54.717	143.19	1.096	16:08:58.740
12 - D1	<b>27.281</b>	36.581	49.797	242.1	1:53.659 <b>(2)</b>	144.52	0.038	16:10:52.399
13 - D1	27.552	36.751	49.645	239.4	1:53.948	144.16	0.327	16:12:46.347
14 - D1	27.514	37.142	IN PIT	240.0	2:16.650 <b>P</b>	120.21	23.029	16:15:02.997
15 - D2	OUTLAP	37.870	51.321	127.2	3:32.337	77.36	1:38.716	16:18:35.334
16 - D2	27.982	36.621	51.429	241.6	1:56.032	141.57	2.411	16:20:31.366
17 - D2	27.627	36.776	52.089	243.2	1:56.492	141.01	2.871	16:22:27.858
18 - D2	27.784	37.432	51.199	243.7	1:56.415	141.10	2.794	16:24:24.273
19 - D2	27.780	37.538	52.003	235.8	1:57.321	140.01	3.700	16:26:21.594
20 - D2	28.026	39.074	51.717	240.0	1:58.817	138.25	5.196	16:28:20.411
21 - D2	28.093	37.225	51.840	231.7	1:57.158	140.21	3.537	16:30:17.569
22 - D2	27.883	37.864	51.208	243.2	1:56.955	140.45	3.334	16:32:14.524
23 - D2	27.859	38.557	51.793	237.3	1:58.209	138.96	4.588	16:34:12.733
24 - D2	28.375	37.927	52.169	217.3	1:58.471	138.65	4.850	16:36:11.204
25 - D2	29.007	38.619	52.370	233.2	1:59.996	136.89	6.375	16:38:11.200
26 - D2	28.320	38.776	52.896	232.2	1:59.992	136.89	6.371	16:40:11.192
27 - D2	28.003	38.390	52.991	238.9	1:59.384	137.59	5.763	16:42:10.576
28 - D2	28.039	38.133	52.477	233.7	1:58.649	138.44	5.028	16:44:09.225
29 - D2	28.059	37.905	53.242	246.0	1:59.206	137.80	5.585	16:46:08.431
30 - D2	27.995	38.490	52.017	233.2	1:58.502	138.62	4.881	16:48:06.933

Weather / Track : Cloudy / Dry

Fuji Speedway  
Circuit Length = 4.563 km  
Start: 15:47 Flag 16:47 End: 16:52

# Blancpain GT World Challenge Asia

## RACE 1 - SECTOR ANALYSIS



SECTOR 1 = FL to I1, SECTOR 2 = I1 to I2 SECTOR 3 = I2 to I3, SECTOR 4 = I3 to FL, DIFF = Difference To Personal Best Lap, P = Crossed Finish Line in Pit Lane, D = Time Disallowed

P27 128 GT3AM Vattana Motorsport				Lamborghini Huracan GT3 EVO				
IDEAL LAP TIME : 1:46.068		BEST LAP TIME : 1:46.758		DIFFERENCE : 0.690				
D1: Chonsawat ASAVAHAAME		D2: Akihiro ASAI						
LAP	SECTOR 1	SECTOR 2	SECTOR 3	SPEED TRAP	LAP TIME	KPH	DIFF	TIME OF DAY
1 - D1		36.861	49.713		2:06.375	129.98	19.617	15:49:47.082
2 - D1	25.713	33.632	48.067	266.0	1:47.412 (2)	152.93	0.654	15:51:34.494
3 - D1	25.901	33.372	47.485	266.0	1:46.758 (1)	153.86		15:53:21.252
4 - D1	25.874	37.956	IN PIT	260.8	2:01.868 P	134.79	15.110	15:55:23.120
5 - D1	OUTLAP	35.320	49.055	136.7	4:12.387	65.08	2:25.629	15:59:35.507
6 - D1	26.317	35.199	48.781	258.9	1:50.297	148.93	3.539	16:01:25.804
7 - D1	26.168	34.862	48.110		1:49.140	150.51	2.382	16:03:14.944
8 - D1	26.373	34.387	50.692	252.3	1:51.452	147.38	4.694	16:05:06.396
9 - D1	26.939	34.306	50.366	242.6	1:51.611	147.17	4.853	16:06:58.007
10 - D1	26.432	35.352	50.352	257.1	1:52.136	146.48	5.378	16:08:50.143
11 - D1	26.317	35.452	48.413	256.5	1:50.182	149.08	3.424	16:10:40.325
12 - D1	26.167	37.286	48.237	257.1	1:51.690	147.07	4.932	16:12:32.015
13 - D1	26.799	35.301	IN PIT	238.4	2:00.836 P	135.94	14.078	16:14:32.851
14 - D2	OUTLAP	36.893	51.628	133.6	3:44.538	73.15	1:57.780	16:18:17.389
15 - D2	26.933	34.399	47.706	218.1	1:49.038	150.65	2.280	16:20:06.427
16 - D2	27.437	34.420	48.152	210.9	1:50.009	149.32	3.251	16:21:56.436
17 - D2	26.806	34.494	47.649	249.4	1:48.949	150.77	2.191	16:23:45.385
18 - D2	26.729	34.336	47.663	255.3	1:48.728	151.08	1.970	16:25:34.113
19 - D2	26.436	34.579	48.703	233.7	1:49.718	149.71	2.960	16:27:23.831
20 - D2	26.449	34.786	47.337	254.7	1:48.572	151.29	1.814	16:29:12.403
21 - D2	27.427	34.844	47.968	233.2	1:50.239	149.01	3.481	16:31:02.642
22 - D2	26.780	34.438	46.983	228.3	1:48.201 (3)	151.81	1.443	16:32:50.843
23 - D2	26.395	34.525	48.428	250.5	1:49.348	150.22	2.590	16:34:40.191
24 - D2	26.213	35.237	47.952	255.9	1:49.402	150.15	2.644	16:36:29.593
25 - D2	26.139	35.189	48.105	255.9	1:49.433	150.10	2.675	16:38:19.026
26 - D2	26.446	34.103	48.363	247.7	1:48.912	150.82	2.154	16:40:07.938
27 - D2	26.658	35.485	IN PIT	246.0	1:59.783 P	137.13	13.025	16:42:07.721
28 - D2	OUTLAP	36.360	48.313	130.5	2:50.584	96.29	1:03.826	16:44:58.305
29 - D2	26.669	34.607	48.570	244.8	1:49.846	149.54	3.088	16:46:48.151
30 - D2	26.556	34.666	48.013	244.3	1:49.235	150.38	2.477	16:48:37.386

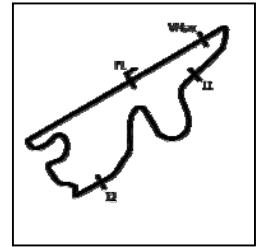
P28 17 GT3PA Anstone Racing				Mercedes-AMG GT3				
IDEAL LAP TIME : 1:45.027		BEST LAP TIME : 1:45.374		DIFFERENCE : 0.347				
D1: Xu WEI		D2: Naoki YOKOMIZO						
LAP	SECTOR 1	SECTOR 2	SECTOR 3	SPEED TRAP	LAP TIME	KPH	DIFF	TIME OF DAY
1 - D1		37.334	47.940		2:04.299	132.15	18.925	15:49:45.006
2 - D1	25.916	33.389	1:04.867	257.1	2:04.172	132.29	18.798	15:51:49.178
3 - D1	29.442	35.621	46.504	209.3	1:51.567	147.23	6.193	15:53:40.745
4 - D1	25.927	34.997	46.150	266.0	1:47.074 (3)	153.41	1.700	15:55:27.819
5 - D1	25.722	34.674	46.859	267.9	1:47.255	153.15	1.881	15:57:15.074
6 - D1	25.940	33.798	1:16.419	265.3	2:16.157	120.64	30.783	15:59:31.231
7 - D1	26.370	36.165	IN PIT	262.1	1:55.504 P	142.21	10.130	16:01:26.735
8 - D1	OUTLAP	34.486	46.339	140.8	2:10.396	125.97	25.022	16:03:37.131
9 - D1	25.836	33.622	45.916	262.7	1:45.374 (1)	155.89		16:05:22.505
10 - D1	26.493	33.848	46.009	262.7	1:46.350 (2)	154.45	0.976	16:07:08.855
11 - D1	26.480	34.010	IN PIT	245.4	1:54.461 P	143.51	9.087	16:09:03.316
12 - D1	OUTLAP	33.606	IN PIT	139.1	2:37.992 P	103.97	52.618	16:11:41.308
13 - D1	OUTLAP	33.821	46.949	136.0	3:03.409	89.56	1:18.035	16:14:44.717
14 - D1	26.574	34.742	IN PIT	257.1	1:54.963 P	142.88	9.589	16:16:39.680
15 - D1	OUTLAP	35.640	IN PIT	134.1	2:27.173 P	111.61	41.799	16:19:06.853

Weather / Track : Cloudy / Dry

Fuji Speedway  
Circuit Length = 4.563 km  
Start: 15:47 Flag 16:47 End: 16:52

# Blancpain GT World Challenge Asia

## RACE 1 - SECTOR ANALYSIS



SECTOR 1 = FL to I1, SECTOR 2 = I1 to I2 SECTOR 3 = I2 to I3, SECTOR 4 = I3 to FL, DIFF = Difference To Personal Best Lap, P = Crossed Finish Line in Pit Lane, D = Time Disallowed

P29 11 GT4AM GTO Racing with TTR			Mercedes-AMG GT4						
IDEAL LAP TIME : 1:51.101		BEST LAP TIME : 1:51.590		DIFFERENCE : 0.489					
D1: Brian LEE		D2: Tony FONG							
LAP	SECTOR 1	SECTOR 2	SECTOR 3	SPEED TRAP	LAP TIME	KPH	DIFF	TIME OF DAY	
1 - D1		37.808	IN PIT		2:17.880	P	119.13	26.290	15:49:58.587
2 - D1	OUTLAP	36.737	IN PIT	125.7	5:29.579	P	49.84	3:37.989	15:55:28.166
3 - D1	OUTLAP	35.986	<b>48.469</b>	125.1	2:16.072		120.72	24.482	15:57:44.238
4 - D1	27.692	36.158	49.427	248.2	1:53.277		145.01	1.687	15:59:37.515
<b>5 - D1</b>	<b>27.147</b>	35.613	48.830	<b>249.4</b>	<b>1:51.590 (1)</b>		<b>147.20</b>		<b>16:01:29.105</b>
6 - D1	27.471	35.808	50.041	<b>249.4</b>	1:53.320		144.95	1.730	16:03:22.425
7 - D1	27.662	35.964	49.345	248.2	1:52.971		145.40	1.381	16:05:15.396
8 - D1	27.338	<b>35.485</b>	49.825	247.1	1:52.648	<b>(3)</b>	145.82	1.058	16:07:08.044
9 - D1	28.496	37.095	49.173	244.8	1:54.764		143.13	3.174	16:09:02.808
10 - D1	27.404	36.158	48.817	245.4	1:52.379	<b>(2)</b>	146.17	0.789	16:10:55.187
11 - D1	27.429	35.692	49.623	248.8	1:52.744		145.69	1.154	16:12:47.931
12 - D1	27.633	36.907	IN PIT	244.8	2:05.563	P	130.82	13.973	16:14:53.494

P30 918 GT3PA Panther/AAS Motorsport			Porsche 911 GT3 R						
IDEAL LAP TIME : 1:43.124		BEST LAP TIME : 1:44.287		DIFFERENCE : 1.163					
D1: Vutthikorn INTHRAPHUVA		D2: Alexandre IMPERATORI							
LAP	SECTOR 1	SECTOR 2	SECTOR 3	SPEED TRAP	LAP TIME	KPH	DIFF	TIME OF DAY	
1 - D1		35.482	45.867		1:59.173	<b>(2)</b>	137.83	14.886	15:49:39.880
<b>2 - D1</b>	25.686	33.487	<b>45.114</b>	<b>264.7</b>	<b>1:44.287 (1)</b>		<b>157.51</b>		<b>15:51:24.167</b>
3 - D1	<b>25.302</b>	<b>32.708</b>	IN PIT	259.6	1:56.713	P	140.74	12.426	15:53:20.880

P31 910 GT3PA JRM			Porsche 911 GT3 R						
IDEAL LAP TIME : 1:59.442		BEST LAP TIME : 2:10.574		DIFFERENCE : 11.132					
D1: Chao LI		D2: Chris VAN DER DRIFT							
LAP	SECTOR 1	SECTOR 2	SECTOR 3	SPEED TRAP	LAP TIME	KPH	DIFF	TIME OF DAY	
<b>1 - D1</b>		<b>35.666</b>	<b>56.952</b>		<b>2:10.574 (1)</b>		<b>125.80</b>		<b>15:49:51.281</b>
2 - D1	<b>26.824</b>	51.952	IN PIT	<b>250.5</b>	2:16.607	P	120.24	6.032	15:52:07.888

Weather / Track : Cloudy / Dry

Fuji Speedway  
Circuit Length = 4.563 km  
Start: 15:47 Flag 16:47 End: 16:52

# Blancpain GT World Challenge Asia

## RACE 1 - LAP CHART

LAP 1 @ 15:49:34.290			LAP 2 @ 15:51:17.024			LAP 3 @ 15:53:00.164			LAP 4 @ 15:54:43.898			LAP 5 @ 15:56:26.547		
NO	BEHIND	LAP TIME	NO	BEHIND	LAP TIME	NO	BEHIND	LAP TIME	NO	BEHIND	LAP TIME	NO	BEHIND	LAP TIME
<b>97</b>		1:53.583	<b>97</b>		1:42.734	<b>97</b>		1:43.140	<b>97</b>		1:43.734	<b>97</b>		1:42.649
<b>911</b>	0.322	1:53.905	<b>911</b>	0.279	1:42.691	<b>911</b>	0.117	1:42.978	<b>911</b>	0.454	1:44.071	<b>911</b>	1.108	1:43.303
<b>27</b>	1.956	1:55.539	<b>27</b>	2.224	1:43.002	<b>27</b>	1.850	1:42.766	<b>27</b>	1.425	1:43.309	<b>27</b>	1.816	1:43.040
<b>12</b>	2.892	1:56.475	<b>12</b>	3.374	1:43.216	<b>12</b>	3.446	1:43.212	<b>12</b>	3.000	1:43.288	<b>12</b>	3.287	1:42.936
<b>8</b>	3.618	1:57.201	<b>8</b>	4.578	1:43.694	<b>8</b>	4.725	1:43.287	<b>999</b>	5.576	1:44.165	<b>999</b>	5.332	1:42.405
<b>999</b>	4.260	1:57.843	<b>999</b>	4.983	1:43.457	<b>999</b>	5.145	1:43.302	<b>8</b>	6.533	1:45.542	<b>8</b>	6.910	1:43.026
<b>666</b>	4.394	1:57.977	<b>666</b>	6.502	1:44.842	<b>666</b>	8.863	1:45.501	<b>666</b>	10.178	1:45.049	<b>61</b>	13.532	1:44.368
<b>912</b>	5.355	1:58.938	<b>918</b>	7.143	1:44.287	<b>61</b>	11.437	1:46.678	<b>61</b>	11.813	1:44.110	<b>666</b>	13.824	1:46.295
<b>918</b>	5.590	1:59.173	<b>912</b>	7.146	1:44.525	<b>912</b>	11.504	1:47.498	<b>912</b>	12.870	1:45.100	<b>912</b>	14.051	1:43.830
<b>61</b>	6.826	2:00.409	<b>61</b>	7.899	1:43.807	<b>75</b>	12.234	1:46.359	<b>75</b>	13.683	1:45.183	<b>75</b>	15.326	1:44.292
<b>75</b>	7.147	2:00.730	<b>75</b>	9.015	1:44.602	<b>13</b>	16.880	1:46.628	<b>13</b>	19.013	1:45.867	<b>13</b>	22.702	1:46.338
<b>13</b>	9.516	2:03.099	<b>13</b>	13.392	1:46.610	<b>888</b>	19.300	1:46.054	<b>888</b>	21.669	1:46.103	<b>888</b>	25.614	1:46.594
<b>88</b>	9.880	2:03.463	<b>51</b>	16.017	1:47.963	<b>51</b>	20.311	1:47.434	<b>51</b>	23.194	1:46.617	<b>51</b>	27.908	1:47.363
<b>17</b>	10.716	2:04.299	<b>888</b>	16.386	1:47.334	<b>918</b>	20.716	1:56.713 P	<b>99</b>	31.982	1:45.480	<b>99</b>	33.148	1:43.815
<b>51</b>	10.788	2:04.371	<b>128</b>	17.470	1:47.412	<b>128</b>	21.088	1:46.758	<b>390</b>	32.497	1:50.294	<b>390</b>	37.350	1:47.502
<b>888</b>	11.786	2:05.369	<b>60</b>	18.154	1:47.343	<b>60</b>	21.385	1:46.371	<b>83</b>	38.003	1:50.105	<b>60</b>	41.337	1:45.846
<b>128</b>	12.792	2:06.375	<b>99</b>	21.008	1:46.150	<b>390</b>	25.937	1:47.348	<b>60</b>	38.140	2:00.489	<b>83</b>	44.585	1:49.231
<b>60</b>	13.545	2:07.128	<b>390</b>	21.729	1:49.638	<b>99</b>	30.236	1:52.368	<b>128</b>	39.222	2:01.868 P	<b>88</b>	47.637	1:47.410
<b>390</b>	14.825	2:08.408	<b>83</b>	24.357	1:51.922	<b>83</b>	31.632	1:50.415	<b>81</b>	40.731	1:51.478	<b>777</b>	48.199	1:47.618
<b>81</b>	14.828	2:08.411	<b>81</b>	25.537	1:53.443	<b>81</b>	32.987	1:50.590	<b>88</b>	42.876	1:48.457	<b>17</b>	48.527	1:47.255
<b>83</b>	15.169	2:08.752	<b>77</b>	28.087	1:53.053	<b>77</b>	37.809	1:52.862	<b>777</b>	43.230	1:48.412	<b>81</b>	51.414	1:53.332
<b>910</b>	16.991	2:10.574	<b>55</b>	29.679	1:53.827	<b>88</b>	38.153	1:48.355	<b>17</b>	43.921	1:47.074	<b>55</b>	56.022	1:50.162
<b>99</b>	17.592	2:11.175	<b>19</b>	30.952	1:55.429	<b>777</b>	38.552	1:49.170	<b>11</b>	2 Laps	5:29.579 P	<b>77</b>	57.747	1:52.073
<b>77</b>	17.768	2:11.351	<b>17</b>	32.154	2:04.172	<b>55</b>	38.845	1:52.306	<b>77</b>	48.323	1:54.248	<b>19</b>	1:00.130	1:51.812
<b>19</b>	18.257	2:11.840	<b>82</b>	32.347	1:55.241	<b>17</b>	40.581	1:51.567	<b>55</b>	48.509	1:53.398	<b>111</b>	1:04.534	1:51.872
<b>55</b>	18.586	2:12.169	<b>777</b>	32.522	1:50.345	<b>19</b>	42.116	1:54.304	<b>19</b>	50.967	1:52.585	<b>82</b>	1:06.292	1:53.670
<b>82</b>	19.840	2:13.423	<b>111</b>	32.721	1:55.233	<b>82</b>	44.255	1:55.048	<b>82</b>	55.271	1:54.750	<b>199</b>	1:06.816	1:54.068
<b>111</b>	20.222	2:13.805	<b>88</b>	32.938	2:05.792	<b>111</b>	44.714	1:55.133	<b>111</b>	55.311	1:54.331	<b>11</b>	2 Laps	2:16.072
<b>199</b>	22.005	2:15.588	<b>199</b>	33.349	1:54.078	<b>199</b>	45.534	1:55.325	<b>199</b>	55.397	1:53.597			
<b>11</b>	24.297	2:17.880 P	<b>910</b>	50.864	2:16.607 P									
<b>777</b>	24.911	2:18.494												

Weather / Track : Cloudy / Dry

Fuji Speedway

Circuit Length = 4.563 km

Start: 15:47 Flag 16:47 End: 16:52

# Blancpain GT World Challenge Asia

## RACE 1 - LAP CHART

LAP 6 @ 15:58:09.281			LAP 7 @ 15:59:52.252			LAP 8 @ 16:01:35.091			LAP 9 @ 16:03:18.762			LAP 10 @ 16:05:02.416		
NO	BEHIND	LAP TIME	NO	BEHIND	LAP TIME	NO	BEHIND	LAP TIME	NO	BEHIND	LAP TIME	NO	BEHIND	LAP TIME
97		1:42.734	97		1:42.971	97		1:42.839	97		1:43.671	97		1:43.654
911	1.220	1:42.846	911	1.138	1:42.889	911	1.266	1:42.967	911	0.947	1:43.352	911	1.209	1:43.916
27	1.873	1:42.791	27	1.905	1:43.003	27	1.947	1:42.881	27	1.522	1:43.246	27	1.729	1:43.861
12	3.688	1:43.135	12	3.370	1:42.653	12	3.584	1:43.053	12	3.014	1:43.101	12	2.707	1:43.347
999	5.601	1:43.003	999	5.368	1:42.738	999	5.552	1:43.023	11	3 Laps	1:53.320	128	2 Laps	1:51.452
8	7.068	1:42.892	8	7.635	1:43.538	8	8.477	1:43.681	999	4.829	1:42.948	999	4.511	1:43.336
61	14.763	1:43.965	61	15.079	1:43.287	61	15.825	1:43.585	8	8.487	1:43.681	82	1 Lap	1:56.287
912	15.833	1:44.516	912	16.580	1:43.718	912	17.954	1:44.213	61	16.571	1:44.417	8	8.673	1:43.840
666	16.760	1:45.670	666	18.213	1:44.424	666	19.841	1:44.467	17	1 Lap	2:10.396	199	1 Lap	1:54.507
75	17.565	1:44.973	75	19.292	1:44.698	75	21.069	1:44.616	912	18.963	1:44.680	11	3 Laps	1:52.971
13	26.095	1:46.127	13	30.003	1:46.879	13	33.899	1:46.735	666	21.327	1:45.157	61	17.909	1:44.992
888	29.452	1:46.572	888	33.672	1:47.191	99	38.081	1:45.813	75	22.294	1:44.896	17	1 Lap	1:45.374
51	32.603	1:47.429	99	35.107	1:44.295	888	38.356	1:47.523	13	37.241	1:47.013	912	20.549	1:45.240
99	33.783	1:43.369	51	37.168	1:47.536	51	42.168	1:47.839	99	38.611	1:44.201	666	22.644	1:44.971
390	41.817	1:47.201	390	46.480	1:47.634	60	50.123	1:45.280	888	40.769	1:46.084	75	23.346	1:44.706
60	45.608	1:47.005	60	47.682	1:45.045	390	52.058	1:48.417	51	46.681	1:48.184	99	40.406	1:45.449
83	50.286	1:48.435	777	54.636	1:46.027	777	57.376	1:45.579	60	51.558	1:45.106	13	40.605	1:47.018
777	51.580	1:46.115	83	56.670	1:49.355	83	1:01.926	1:48.095	390	55.133	1:46.746	888	42.999	1:45.884
81	1:01.042	1:52.362	81	1:09.318	1:51.247	88	1:15.738	1:46.791	777	58.732	1:45.027	51	50.585	1:47.558
55	1:04.402	1:51.114	55	1:11.607	1:50.176	81	1:19.486	1:53.007	83	1:07.146	1:48.891	60	52.598	1:44.694
77	1:07.816	1:52.803	88	1:11.786	1:46.413	55	1:19.579	1:50.811	88	1:18.759	1:46.692	390	58.456	1:46.977
88	1:08.344	2:03.441	77	1:16.936	1:52.091	77	1:25.734	1:51.637	55	1:26.795	1:50.887	777	1:00.362	1:45.284
19	1:11.228	1:53.832	19	1:20.402	1:52.145	19	1:29.669	1:52.106	81	1:28.225	1:52.410	83	1:11.780	1:48.288
111	1:13.826	1:52.026	111	1:22.642	1:51.787	111	1:31.082	1:51.279	77	1:33.604	1:51.541	88	1:21.113	1:46.008
82	1:17.309	1:53.751	82	1:27.959	1:53.621	82	1:38.930	1:53.810	19	1:38.247	1:52.249	55	1:36.484	1:53.343
199	1:20.156	1:56.074	199	1:31.570	1:54.385	128	1 Lap	1:49.140	111	1:39.034	1:51.623	81	1:37.226	1:52.655
17	1:21.950	2:16.157	128	1 Lap	1:50.297	199	1:41.521	1:52.790				77	1:42.047	1:52.097
128	1 Lap	4:12.387	17	1:34.483	1:55.504 P									
11	2 Laps	1:53.277	11	2 Laps	1:51.590									

Weather / Track : Cloudy / Dry

Fuji Speedway

Circuit Length = 4.563 km

Start: 15:47 Flag 16:47 End: 16:52

# Blancpain GT World Challenge Asia

## RACE 1 - LAP CHART

LAP 11 @ 16:06:45.977			LAP 12 @ 16:08:30.105			LAP 13 @ 16:10:13.514			LAP 14 @ 16:11:57.308			LAP 15 @ 16:13:40.864		
NO	BEHIND	LAP TIME	NO	BEHIND	LAP TIME	NO	BEHIND	LAP TIME	NO	BEHIND	LAP TIME	NO	BEHIND	LAP TIME
97		1:43.561	97		1:44.128	97		1:43.409	97		1:43.794	911		1:43.269
911	1.362	1:43.714	911	1.068	1:43.834	911	0.992	1:43.333	911	0.287	1:43.089	27	1.894	1:44.238
27	1.824	1:43.656	27	1.763	1:44.067	27	1.547	1:43.193	60	1 Lap	2:32.115 P	97	7.218	1:50.774 P
12	3.696	1:44.550	12	3.478	1:43.910	12	3.824	1:43.755	27	1.212	1:43.459	12	7.902	1:48.349 P
999	4.877	1:43.927	81	1 Lap	1:54.097	999	4.595	1:43.500	12	3.109	1:43.079	999	8.733	1:47.913 P
19	1 Lap	1:54.862	55	1 Lap	1:55.219	8	12.443	1:45.111	999	4.376	1:43.575	8	12.833	1:43.632
111	1 Lap	1:55.016	999	4.504	1:43.755	81	1 Lap	1:52.888	8	12.757	1:44.108	61	27.896	1:50.565 P
8	9.786	1:44.674	77	1 Lap	1:53.081	55	1 Lap	1:54.305	61	20.887	1:44.954	81	1 Lap	1:52.426
128	2 Laps	1:51.611	8	10.741	1:45.083	77	1 Lap	1:52.554	81	1 Lap	1:52.060	912	31.195	1:50.394 P
82	1 Lap	1:53.715	19	1 Lap	1:52.672	61	19.727	1:44.697	55	1 Lap	1:52.989	77	1 Lap	1:52.611
199	1 Lap	1:53.159	111	1 Lap	1:52.571	19	1 Lap	1:52.129	912	24.357	1:44.902	55	1 Lap	1:58.771 P
61	18.308	1:43.960	61	18.439	1:44.259	912	23.249	1:44.632	77	1 Lap	1:52.945	666	39.877	1:52.143 P
912	21.706	1:44.718	128	2 Laps	1:52.136	111	1 Lap	1:52.246	666	31.290	1:46.404	75	42.768	1:53.968 P
11	3 Laps	1:52.648	912	22.026	1:44.448	128	2 Laps	1:50.182	75	32.356	1:46.605	111	1 Lap	1:54.538
17	1 Lap	1:46.350	666	26.747	1:46.036	666	28.680	1:45.342	19	1 Lap	1:54.046	19	1 Lap	1:55.691
666	24.839	1:45.756	75	27.665	1:46.750	75	29.545	1:45.289	111	1 Lap	1:53.706	128	2 Laps	2:00.836 P
75	25.043	1:45.258	82	1 Lap	1:54.717	199	1 Lap	1:52.782	128	2 Laps	1:51.690	99	52.463	1:53.133 P
99	41.131	1:44.286	199	1 Lap	1:55.313	82	1 Lap	1:53.659	99	42.886	1:45.160	17	2 Laps	3:03.409
13	43.787	1:46.743	11	3 Laps	1:54.764	99	41.520	1:44.055	82	1 Lap	1:53.948	13	1:03.854	1:55.381 P
888	45.618	1:46.180	17	1 Lap	1:54.461 P	11	3 Laps	1:52.379	199	1 Lap	1:54.324	199	1 Lap	2:04.208 P
60	55.348	1:46.311	99	40.874	1:43.871	13	48.773	1:46.268	11	3 Laps	1:52.744	11	3 Laps	2:05.563 P
51	55.636	1:48.612	13	45.914	1:46.255	888	50.345	1:46.189	13	52.029	1:47.050	777	1:16.590	1:52.033 P
390	1:01.899	1:47.004	888	47.565	1:46.075	51	1:03.532	1:47.627	888	59.645	1:53.094 P	82	1 Lap	2:16.650 P
777	1:02.062	1:45.261	60	55.758	1:44.538	777	1:05.967	1:45.958	777	1:08.113	1:45.940	60	1 Lap	3:13.510 P
83	1:16.488	1:48.269	51	59.314	1:47.806	390	1:07.377	1:46.268	51	1:15.484	1:55.746 P	83	1:32.965	1:47.735
88	1:23.641	1:46.089	777	1:03.418	1:45.484	83	1:24.635	1:47.413	390	1:19.603	1:56.020 P			
			390	1:04.518	1:46.747	88	1:27.590	1:45.769	83	1:28.786	1:47.945			
			83	1:20.631	1:48.271	17	1 Lap	2:37.992 P	88	1:37.005	1:53.209 P			
			88	1:25.230	1:45.717									

Weather / Track : Cloudy / Dry

Fuji Speedway

Circuit Length = 4.563 km

Start: 15:47 Flag 16:47 End: 16:52

# Blancpain GT World Challenge Asia

## RACE 1 - LAP CHART

LAP 16 @ 16:15:24.114			LAP 17 @ 16:17:13.821			LAP 18 @ 16:20:23.869			LAP 19 @ 16:22:06.263			LAP 20 @ 16:23:48.525		
NO	BEHIND	LAP TIME	NO	BEHIND	LAP TIME	NO	BEHIND	LAP TIME	NO	BEHIND	LAP TIME	NO	BEHIND	LAP TIME
<b>911</b>		1:43.250	<b>911</b>		1:49.707 P	<b>97</b>		1:42.658	<b>97</b>		1:42.394	<b>97</b>		1:42.262
<b>27</b>	7.103	1:48.459 P	<b>61</b>	1 Lap	3:12.345	<b>27</b>	2.322	1:43.923	<b>27</b>	1.877	1:41.949	<b>27</b>	1.722	1:42.107
<b>8</b>	19.917	1:50.334 P	<b>912</b>	1 Lap	3:11.038	<b>12</b>	2.799	1:42.239	<b>12</b>	2.570	1:42.165	<b>12</b>	2.667	1:42.359
<b>81</b>	1 Lap	1:51.744	<b>55</b>	2 Laps	3:10.996	<b>88</b>	1 Lap	1:42.223	<b>88</b>	1 Lap	1:42.316	<b>88</b>	1 Lap	1:42.171
<b>888</b>	1 Lap	3:10.000	<b>666</b>	1 Lap	3:12.290	<b>911</b>	6.186	3:16.234	<b>911</b>	6.565	1:42.773	<b>83</b>	1 Lap	3:06.138
<b>77</b>	1 Lap	2:00.087 P	<b>75</b>	1 Lap	3:14.252	<b>82</b>	2 Laps	1:56.032	<b>999</b>	10.256	1:43.790	<b>911</b>	6.531	1:42.228
<b>19</b>	1 Lap	1:53.220	<b>99</b>	1 Lap	3:12.442	<b>999</b>	8.860	1:43.465	<b>8</b>	18.151	1:45.877	<b>199</b>	2 Laps	1:55.788
<b>111</b>	1 Lap	2:00.090 P	<b>888</b>	1 Lap	1:42.476	<b>8</b>	14.668	1:42.772	<b>19</b>	2 Laps	4:09.054	<b>999</b>	11.637	1:43.643
<b>51</b>	1 Lap	3:15.040	<b>13</b>	1 Lap	3:14.431	<b>61</b>	22.713	1:42.452	<b>82</b>	2 Laps	1:56.492	<b>8</b>	17.892	1:42.003
<b>390</b>	1 Lap	3:21.515	<b>81</b>	1 Lap	1:58.689 P	<b>83</b>	23.646	1:56.611 P	<b>61</b>	22.425	1:42.106	<b>61</b>	22.888	1:42.725
<b>17</b>	2 Laps	1:54.963 P	<b>199</b>	2 Laps	3:21.137	<b>912</b>	24.244	1:42.357	<b>912</b>	23.986	1:42.136	<b>912</b>	24.136	1:42.412
<b>97</b>	1:34.025	3:10.057	<b>51</b>	1 Lap	1:45.455	<b>55</b>	1 Lap	1:42.199	<b>55</b>	1 Lap	1:42.105	<b>55</b>	1 Lap	1:42.530
<b>12</b>	1:37.465	3:12.813	<b>777</b>	1 Lap	3:18.448	<b>666</b>	34.833	1:42.627	<b>666</b>	35.179	1:42.740	<b>666</b>	35.730	1:42.813
<b>88</b>	1 Lap	3:27.514	<b>128</b>	3 Laps	3:44.538	<b>75</b>	40.664	1:42.977	<b>75</b>	41.051	1:42.781	<b>82</b>	2 Laps	1:56.415
<b>83</b>	1:38.867	1:49.152	<b>19</b>	1 Lap	1:58.855 P	<b>99</b>	48.809	1:43.031	<b>99</b>	49.528	1:43.113	<b>19</b>	2 Laps	1:57.356
<b>999</b>	1:39.818	3:14.335	<b>390</b>	1 Lap	1:46.488	<b>888</b>	49.924	1:41.881	<b>888</b>	49.736	1:42.206	<b>75</b>	41.780	1:42.991
			<b>60</b>	2 Laps	3:13.601	<b>13</b>	1:01.562	1:43.045	<b>13</b>	1:01.662	1:42.494	<b>888</b>	51.215	1:43.741
			<b>82</b>	2 Laps	3:32.337	<b>77</b>	1 Lap	1:51.849	<b>77</b>	1 Lap	1:51.359	<b>99</b>	51.241	1:43.975
			<b>97</b>	1:27.390	1:43.072	<b>81</b>	1 Lap	3:33.291	<b>51</b>	1:19.708	1:43.827	<b>13</b>	1:01.976	1:42.576
			<b>27</b>	1:28.447	3:11.051	<b>111</b>	1 Lap	1:52.422	<b>81</b>	1 Lap	1:51.451	<b>51</b>	1:21.163	1:43.717
			<b>12</b>	1:30.608	1:42.850	<b>51</b>	1:18.275	1:43.772	<b>777</b>	1:21.720	1:43.528	<b>777</b>	1:24.121	1:44.663
			<b>88</b>	1 Lap	1:43.075	<b>777</b>	1:20.586	1:43.873	<b>111</b>	1 Lap	1:52.237	<b>77</b>	1 Lap	1:52.565
			<b>999</b>	1:35.443	1:45.332	<b>60</b>	1 Lap	1:45.478	<b>60</b>	1 Lap	1:44.998	<b>81</b>	1 Lap	1:51.788
			<b>83</b>	1:37.083	1:47.923	<b>128</b>	2 Laps	1:50.009	<b>128</b>	2 Laps	1:48.949	<b>111</b>	1 Lap	1:52.434
			<b>8</b>	1:41.944	3:11.734	<b>390</b>	1:34.284	1:46.626	<b>390</b>	1:39.494	1:47.604	<b>60</b>	1 Lap	1:44.778
			<b>61</b>	1:50.309	1:43.025	<b>199</b>	1 Lap	1:56.233						
			<b>912</b>	1:51.935	1:42.659									
			<b>17</b>	2 Laps	2:27.173 P									
			<b>55</b>	1 Lap	1:42.412									
			<b>666</b>	2:02.254	1:43.044									
			<b>75</b>	2:07.735	1:43.672									
			<b>99</b>	2:15.826	1:43.878									
			<b>888</b>	2:18.091	1:42.483									
			<b>77</b>	1 Lap	3:23.512									
			<b>13</b>	2:28.565	1:43.237									
			<b>111</b>	1 Lap	3:21.291									
			<b>51</b>	2:44.551	1:45.085									
			<b>777</b>	2:46.761	1:44.680									
			<b>199</b>	1 Lap	1:53.698									
			<b>128</b>	2 Laps	1:49.038									
			<b>60</b>	1 Lap	1:45.157									
			<b>390</b>	2:57.706	1:46.613									

Weather / Track : Cloudy / Dry

Fuji Speedway

Circuit Length = 4.563 km

Start: 15:47 Flag 16:47 End: 16:52



# Blancpain GT World Challenge Asia

## RACE 1 - LAP CHART

LAP 21 @ 16:25:31.386			LAP 22 @ 16:27:13.911			LAP 23 @ 16:28:56.674			LAP 24 @ 16:30:39.270			LAP 25 @ 16:32:21.716		
NO	BEHIND	LAP TIME	NO	BEHIND	LAP TIME	NO	BEHIND	LAP TIME	NO	BEHIND	LAP TIME	NO	BEHIND	LAP TIME
97		1:42.861	97		1:42.525	97		1:42.763	97		1:42.596	97		1:42.446
390	1 Lap	1:46.993	12	1.652	1:42.231	12	1.343	1:42.454	12	0.832	1:42.085	12	0.806	1:42.420
12	1.946	1:42.140	88	1 Lap	1:42.217	88	1 Lap	1:42.883	88	1 Lap	1:42.084	88	1 Lap	1:42.152
27	2.086	1:43.225	27	2.999	1:43.438	27	2.697	1:42.461	27	2.394	1:42.293	27	2.252	1:42.304
88	1 Lap	1:42.298	111	2 Laps	1:53.557	77	2 Laps	1:54.246	60	2 Laps	1:48.851	60	2 Laps	1:45.057
128	3 Laps	1:48.728	390	1 Lap	1:47.184	81	2 Laps	1:53.176	911	8.806	1:43.077	911	8.682	1:42.322
83	1 Lap	1:43.025	83	1 Lap	1:43.392	83	1 Lap	1:43.784	83	1 Lap	1:49.549 P	999	15.090	1:43.124
911	5.829	1:42.159	911	7.294	1:43.990	911	8.325	1:43.794	77	2 Laps	1:52.140	8	20.309	1:44.159
999	12.214	1:43.438	128	3 Laps	1:49.718	390	1 Lap	1:48.957	999	14.412	1:43.809	390	1 Lap	1:47.601
8	17.108	1:42.077	999	12.857	1:43.168	999	13.199	1:43.105	81	2 Laps	1:52.371	77	2 Laps	1:52.258
199	2 Laps	1:54.488	8	16.924	1:42.341	111	2 Laps	1:53.863	390	1 Lap	1:47.012	61	24.416	1:43.642
61	22.270	1:42.243	61	22.647	1:42.902	128	3 Laps	1:48.572	8	18.596	1:44.791	912	24.924	1:43.675
912	23.580	1:42.305	912	23.475	1:42.420	8	16.401	1:42.240	61	23.220	1:43.083	81	2 Laps	1:52.734
55	1 Lap	1:42.335	55	1 Lap	1:42.578	61	22.733	1:42.849	128	3 Laps	1:50.239	128	3 Laps	1:48.201
666	35.538	1:42.669	199	2 Laps	1:54.060	912	23.795	1:43.083	912	23.695	1:42.496	55	1 Lap	1:43.028
75	42.938	1:44.019	666	36.022	1:43.009	55	1 Lap	1:42.483	111	2 Laps	1:53.824	111	2 Laps	1:53.276
82	2 Laps	1:57.321	75	43.774	1:43.361	666	36.666	1:43.407	55	1 Lap	1:42.297	666	37.977	1:43.521
19	2 Laps	1:56.879	99	55.022	1:44.774	199	2 Laps	1:53.391	666	36.902	1:42.832	75	45.859	1:43.272
888	52.730	1:44.376	888	55.119	1:44.914	75	44.232	1:43.221	75	45.033	1:43.397	888	54.944	1:42.227
99	52.773	1:44.393	13	1:03.084	1:43.478	888	55.464	1:43.108	199	2 Laps	1:52.996	83	1 Lap	2:24.894
13	1:02.131	1:43.016	19	2 Laps	1:56.207	99	56.443	1:44.184	888	55.163	1:42.295	99	59.407	1:44.511
51	1:21.970	1:43.668	82	2 Laps	1:58.817	13	1:03.288	1:42.967	99	57.342	1:43.495	13	1:04.284	1:43.202
777	1:25.179	1:43.919	51	1:23.319	1:43.874	19	2 Laps	1:54.335	13	1:03.528	1:42.836	199	2 Laps	2:10.313
77	1 Lap	1:52.230	777	1:26.335	1:43.681	82	2 Laps	1:57.158	51	1:26.109	1:44.084	51	1:27.747	1:44.084
81	1 Lap	1:51.428	60	1 Lap	1:44.846	51	1:24.621	1:44.065	19	2 Laps	1:54.711	777	1:29.378	1:43.790
60	1 Lap	1:44.444				777	1:26.956	1:43.384	777	1:28.034	1:43.674	19	2 Laps	1:54.531
									82	2 Laps	1:56.955			

Weather / Track : Cloudy / Dry

Fuji Speedway

Circuit Length = 4.563 km

Start: 15:47 Flag 16:47 End: 16:52

# Blancpain GT World Challenge Asia

## RACE 1 - LAP CHART

LAP 26 @ 16:34:04.111			LAP 27 @ 16:35:46.767			LAP 28 @ 16:37:29.539			LAP 29 @ 16:39:12.182			LAP 30 @ 16:40:54.779		
NO	BEHIND	LAP TIME	NO	BEHIND	LAP TIME	NO	BEHIND	LAP TIME	NO	BEHIND	LAP TIME	NO	BEHIND	LAP TIME
97		1:42.395	97		1:42.656	97		1:42.772	97		1:42.643	97		1:42.597
12	0.942	1:42.531	12	1.290	1:43.004	12	1.160	1:42.642	12	1.402	1:42.885	12	1.360	1:42.555
88	1 Lap	1:42.487	88	1 Lap	1:43.088	88	1 Lap	1:42.276	88	1 Lap	1:42.801	88	1 Lap	1:42.743
27	3.102	1:43.245	27	2.859	1:42.413	199	3 Laps	1:54.150	27	2.187	1:42.442	27	2.323	1:42.733
82	3 Laps	1:58.209	911	8.708	1:42.702	27	2.388	1:42.301	911	9.653	1:43.916	911	10.050	1:42.994
911	8.662	1:42.375	19	3 Laps	1:55.097	911	8.380	1:42.444	199	3 Laps	1:54.041	60	2 Laps	1:44.108
60	2 Laps	1:45.149	60	2 Laps	1:44.356	60	2 Laps	1:44.334	60	2 Laps	1:44.263	999	19.192	1:43.185
999	16.074	1:43.379	999	16.845	1:43.427	999	18.145	1:44.072	999	18.604	1:43.102	8	19.651	1:42.971
8	20.111	1:42.197	8	19.996	1:42.541	8	19.614	1:42.390	8	19.277	1:42.306	199	3 Laps	1:54.151
61	24.761	1:42.740	82	3 Laps	1:58.471	19	3 Laps	1:55.556	61	24.911	1:42.762	61	25.296	1:42.982
912	25.702	1:43.173	61	24.778	1:42.673	61	24.792	1:42.786	912	26.244	1:42.932	912	26.553	1:42.906
390	1 Lap	1:47.259	912	25.885	1:42.839	912	25.955	1:42.842	55	1 Lap	1:42.146	55	1 Lap	1:42.221
77	2 Laps	1:51.590	390	1 Lap	1:46.442	55	1 Lap	1:42.594	19	3 Laps	1:55.107	666	41.687	1:44.156
55	1 Lap	1:44.617	55	1 Lap	1:42.371	390	1 Lap	1:47.406	390	1 Lap	1:46.690	390	1 Lap	1:47.193
128	3 Laps	1:49.348	666	39.034	1:43.285	666	39.448	1:43.186	666	40.128	1:43.323	19	3 Laps	1:54.871
81	2 Laps	1:54.096	128	3 Laps	1:49.402	82	3 Laps	1:59.996	75	49.886	1:43.829	75	50.778	1:43.489
666	38.405	1:42.823	77	2 Laps	1:54.013	75	48.700	1:43.864	888	54.906	1:42.933	888	54.840	1:42.531
75	46.959	1:43.495	75	47.608	1:43.305	128	3 Laps	1:49.433	128	3 Laps	1:48.912	83	1 Lap	1:44.605
111	2 Laps	1:52.647	81	2 Laps	1:52.559	77	2 Laps	1:52.091	83	1 Lap	1:43.057	99	1:06.600	1:44.553
888	54.639	1:42.090	888	54.884	1:42.901	888	54.616	1:42.504	82	3 Laps	1:59.992	13	1:08.524	1:43.311
83	1 Lap	1:42.742	83	1 Lap	1:43.138	81	2 Laps	1:52.586	77	2 Laps	1:52.377	128	3 Laps	1:59.783 P
99	1:00.555	1:43.543	111	2 Laps	1:52.952	83	1 Lap	1:42.894	99	1:04.644	1:44.220	77	2 Laps	1:53.703
13	1:05.253	1:43.364	99	1:01.667	1:43.768	99	1:03.067	1:44.172	81	2 Laps	1:52.625	82	3 Laps	1:59.384
51	1:29.194	1:43.842	13	1:05.683	1:43.086	13	1:06.920	1:44.009	13	1:07.810	1:43.533	81	2 Laps	1:52.469
777	1:31.536	1:44.553	51	1:30.092	1:43.554	111	2 Laps	1:53.432	111	2 Laps	1:53.081	111	2 Laps	1:52.667
199	2 Laps	1:54.211	777	1:32.337	1:43.457	51	1:31.722	1:44.402	51	1:33.037	1:43.958	51	1:34.685	1:44.245
						777	1:33.067	1:43.502	777	1:34.037	1:43.613	777	1:35.400	1:43.960

Weather / Track : Cloudy / Dry

Fuji Speedway

Circuit Length = 4.563 km

Start: 15:47 Flag 16:47 End: 16:52

# Blancpain GT World Challenge Asia

## RACE 1 - LAP CHART

LAP 31 @ 16:42:37.196			LAP 32 @ 16:44:19.704			LAP 33 @ 16:46:02.776			LAP 34 @ 16:47:46.036		
NO	BEHIND	LAP TIME	NO	BEHIND	LAP TIME	NO	BEHIND	LAP TIME	NO	BEHIND	LAP TIME
97		1:42.417	97		1:42.508	97		1:43.072	97		1:43.260
12	1.421	1:42.478	12	1.214	1:42.301	12	0.961	1:42.819	12	0.526	1:42.825
27	2.173	1:42.267	27	2.117	1:42.452	27	1.954	1:42.909	27	1.397	1:42.703
88	1 Lap	1:43.470	88	1 Lap	1:42.722	88	1 Lap	1:42.745	77	3 Laps	1:53.733
911	10.670	1:43.037	911	11.179	1:43.017	82	4 Laps	1:59.206	88	1 Lap	1:42.455
60	2 Laps	1:44.216	60	2 Laps	1:44.009	111	3 Laps	1:55.262	81	3 Laps	1:53.383
999	20.474	1:43.699	999	21.212	1:43.246	911	11.334	1:43.227	911	11.660	1:43.586
8	20.966	1:43.732	8	21.395	1:42.937	60	2 Laps	1:43.861	60	2 Laps	1:43.670
61	26.156	1:43.277	61	26.591	1:42.943	999	22.768	1:44.628	82	4 Laps	1:58.502
912	27.137	1:43.001	912	27.634	1:43.005	8	22.883	1:44.560	111	3 Laps	1:54.309
55	1 Lap	1:43.166	55	1 Lap	1:42.771	61	26.374	1:42.855	999	24.236	1:44.728
199	3 Laps	1:54.431	128	4 Laps	2:50.584	912	27.614	1:43.052	8	24.544	1:44.921
666	42.910	1:43.640	666	44.118	1:43.716	55	1 Lap	1:42.258	61	26.372	1:43.258
390	1 Lap	1:47.069	199	3 Laps	1:55.790	666	44.291	1:43.245	912	27.762	1:43.408
75	52.057	1:43.696	390	1 Lap	1:46.331	128	4 Laps	1:49.846	55	1 Lap	1:42.556
888	55.294	1:42.871	75	53.035	1:43.486	75	54.445	1:44.482	666	44.391	1:43.360
83	1 Lap	1:42.733	888	55.452	1:42.666	888	55.649	1:43.269	128	4 Laps	1:49.235
19	3 Laps	1:55.460	83	1 Lap	1:42.689	390	1 Lap	1:47.840	75	54.557	1:43.372
99	1:08.286	1:44.103	99	1:09.906	1:44.128	83	1 Lap	1:43.060	888	54.896	1:42.507
13	1:09.083	1:42.976	13	1:10.072	1:43.497	199	3 Laps	1:55.784	390	1 Lap	1:45.980
77	2 Laps	1:52.209	19	3 Laps	1:55.054	13	1:10.499	1:43.499	83	1 Lap	1:42.843
81	2 Laps	1:51.900	77	2 Laps	1:51.979	99	1:11.287	1:44.453	13	1:10.277	1:43.038
82	3 Laps	1:58.649	81	2 Laps	1:51.913	19	3 Laps	1:54.178	99	1:12.692	1:44.665
51	1:36.889	1:44.621	51	1:39.122	1:44.741	51	1:42.024	1:45.974	199	3 Laps	1:56.567
777	1:37.475	1:44.492	777	1:40.067	1:45.100	777	1:42.324	1:45.329	19	3 Laps	1:54.434
111	2 Laps	1:54.001							51	1:44.251	1:45.487
									777	1:44.551	1:45.487

Weather / Track : Cloudy / Dry

Fuji Speedway  
 Circuit Length = 4.563 km  
 Start: 15:47 Flag 16:47 End: 16:52

# Blancpain GT World Challenge Asia

## RACE 1 - POSITION CHART

No	Name	Lap																																			
		Pos	1	2	3	4	5	6	7	8	9	10	11	12	13	14	15	16	17	18	19	20	21	22	23	24	25	26	27	28	29	30	31	32			
911	Absolute Racing	1	97	97	97	97	97	97	97	97	97	97	97	97	97	97	97	97	97	97	97	97	97	97	97	97	97	97	97	97	97	97	97	97	97	97	97
97	Solite Indigo Racing	2	911	911	911	911	911	911	911	911	911	911	911	911	911	911	911	911	911	911	911	911	911	911	911	911	911	911	911	911	911	911	911	911	911	911	911
27	HubAuto Corsa	3	27	27	27	27	27	27	27	27	27	27	27	27	27	27	27	27	27	27	27	27	27	27	27	27	27	27	27	27	27	27	27	27	27	27	27
999	Audi Sport Asia Team T	4	12	12	12	12	12	12	12	12	12	12	12	12	12	12	12	12	12	12	12	12	12	12	12	12	12	12	12	12	12	12	12	12	12	12	12
8	ARN Racing	5	8	8	8	999	999	999	999	999	999	999	999	999	999	999	999	999	999	999	999	999	999	999	999	999	999	999	999	999	999	999	999	999	999	999	999
666	Vincenzo Sospiri Racing	6	999	999	999	8	8	8	8	8	8	8	8	8	8	8	8	8	8	8	8	8	8	8	8	8	8	8	8	8	8	8	8	8	8	8	8
12	Audi Sport Asia Team A	7	666	666	666	666	61	61	61	61	61	61	61	61	61	61	61	61	61	61	61	61	61	61	61	61	61	61	61	61	61	61	61	61	61	61	61
99	Craft-Bamboo Racing	8	912	918	61	61	666	912	912	912	912	912	912	912	912	912	912	912	912	912	912	912	912	912	912	912	912	912	912	912	912	912	912	912	912	912	912
912	Absolute Racing	9	918	912	912	912	912	666	666	666	666	666	666	666	666	666	666	666	666	666	666	666	666	666	666	666	666	666	666	666	666	666	666	666	666	666	666
61	ABSSA Motorsport	10	61	61	75	75	75	75	75	75	75	75	75	75	75	75	75	75	75	75	75	75	75	75	75	75	75	75	75	75	75	75	75	75	75	75	75
918	Panther/AAS Motorspor	11	75	75	13	13	13	13	13	13	13	13	99	99	99	99	99	99	99	99	99	99	99	99	99	99	99	99	99	99	99	99	99	99	99	99	99
17	Anstone Racing	12	13	13	888	888	888	888	888	888	99	99	13	13	13	13	13	13	13	13	13	13	13	13	99	99	99	888	99	99	888	99	99	99	99	99	99
75	T2 Motorsports	13	88	51	51	51	51	51	51	99	888	888	888	888	888	888	888	888	888	888	888	888	888	888	888	888	888	888	888	888	888	888	888	888	888	888	888
88	Craft-Bamboo Racing	14	17	888	918	99	99	99	99	51	51	51	51	60	60	51	777	83	13	13	13	13	13	51	51	51	51	51	51	51	51	51	51	51	51	51	51
910	JRM	15	51	128	128	390	390	390	390	60	60	60	60	51	51	777	51	81	81	51	51	777	777	777	777	777	777	777	777	777	777	777	777	777	777	777	777
60	LM corsa	16	888	60	60	83	60	60	60	390	390	390	390	777	390	390	888	51	777	777	777	777	390	390	88	88	88	88	88	88	88	88	88	88	88	88	88
888	Triple Eight Race Engin	17	128	99	390	60	83	83	777	777	777	777	777	390	83	83	77	777	390	390	88	88	390	83	83	390	390	390	390	55	55	55	55	55	55	55	55
13	Audi Sport Asia Team A	18	60	390	99	128	88	777	83	83	83	83	83	83	83	88	88	19	19	88	88	83	83	83	390	390	55	55	55	55	55	55	55	390	390	390	390
51	AMAC Motorsport	19	390	83	83	81	777	81	81	88	88	88	88	88	88	60	81	111	390	55	55	55	55	55	55	55	55	83	83	83	83	83	83	83	83	83	83
390	Kizashi Koshido Sacces	20	81	81	81	88	17	55	55	81	55	55	81	81	81	81	77	51	88	77	77	77	77	60	60	60	60	60	60	60	60	60	60	60	60	60	60
128	Vattana Motorsport	21	83	77	77	777	81	77	88	55	81	81	55	55	55	55	55	390	55	81	81	81	81	77	77	77	77	77	77	77	77	77	77	77	77	77	77
83	X Works	22	910	55	88	17	55	88	77	77	77	77	77	77	77	77	111	88	77	111	111	111	60	81	81	81	81	81	81	81	81	81	81	81	81	81	81
55	Craft-Bamboo Racing	23	99	19	777	77	77	19	19	19	19	19	19	19	19	19	19	55	111	60	60	60	111	111	111	111	111	111	111	111	111	111	111	111	111	111	111
777	CarGuy Racing	24	77	17	55	55	19	111	111	111	111	111	111	111	111	111	199	199	199	199	199	199	199	199	199	199	199	199	199	199	199	199	199	199	199	199	199
81	BMW Team Studie	25	19	82	17	19	111	82	82	82	82	82	82	82	82	199	82	82	60	60	19	82	82	19	19	19	19	19	19	19	19	19	19	19	19	19	19
77	Craft-Bamboo Racing	26	55	777	19	82	82	199	199	199	199	199	199	199	82	199	60	82	82	82	19	19	82	82	82	82	82	82	82	82	82	82	128	128	82	82	82
19	Birth Racing Project	27	82	111	82	111	199	17	17	17	17	17	17	17	17	128	17	17	128	128	128	128	128	128	128	128	128	128	128	128	128	128	128	128	128	128	128
199	Team iRace.Win	28	111	88	111	199	128	128	128	128	128	128	128	128	128	128	128	128	128	128	128	128	128	128	128	128	128	128	128	128	128	128	128	128	128	128	128
11	GTO Racing with TTR	29	199	199	199	11	11	11	11	11	11	11	11	11	11	11	11	11	11	11	11	11	11	11	11	11	11	11	11	11	11	11	11	11	11	11	11
82	BMW Team Studie	30	11	910	11																																
111	Team iRace.Win	31	777	11																																	

Weather / Track : Cloudy / Dry

Fuji Speedway  
 Circuit Length = 4.563 km  
 Start: 15:47 Flag 16:47 End: 16:52

# Blancpain GT World Challenge Asia

## RACE 1 - POSITION CHART

No	Name	Lap	33	34
		Pos		
911	Absolute Racing	1	97	97
97	Solite Indigo Racing	2	12	12
27	HubAuto Corsa	3	27	27
999	Audi Sport Asia Team T	4	911	911
8	ARN Racing	5	999	999
666	Vincenzo Sospiri Racing	6	8	8
12	Audi Sport Asia Team A	7	61	61
99	Craft-Bamboo Racing	8	912	912
912	Absolute Racing	9	666	666
61	ABSSA Motorsport	10	75	75
918	Panther/AAS Motorspor	11	888	888
17	Anstone Racing	12	13	13
75	T2 Motorsports	13	99	99
88	Craft-Bamboo Racing	14	51	51
910	JRM	15	777	777
60	LM corsa	16	88	
888	Triple Eight Race Engin	17	55	
13	Audi Sport Asia Team A	18	390	
51	AMAC Motorsport	19	83	
390	Kizashi Koshido Sacces	20		
128	Vattana Motorsport	21		
83	X Works	22		
55	Craft-Bamboo Racing	23		
777	CarGuy Racing	24		
81	BMW Team Studie	25		
77	Craft-Bamboo Racing	26		
19	Birth Racing Project	27		
199	Team iRace.Win	28		
11	GTO Racing with TTR	29		
82	BMW Team Studie	30		
111	Team iRace.Win	31		

Weather / Track : Cloudy / Dry

Results can be found at [www.tsl-timing.com](http://www.tsl-timing.com)

Page 2 of 2

Fuji Speedway  
Circuit Length = 4.563 km  
Start: 15:47 Flag 16:47 End: 16:52

Printed - 16:58 Saturday, 06 July 2019

# Blancpain GT World Challenge Asia

## RACE 1 - BEST SECTORS

SECTOR 1			SECTOR 2			SECTOR 3			IDEAL / BEST COMPARISON						
POS	NO	NAME	TIME	NO	NAME	TIME	NO	NAME	TIME	POS	NO	NAME	IDEAL	BEST	DIFF
													<b>PERFECT LAP</b>	<b>1:41.173</b>	
1	12	Audi Sport Asia Tea	24.827	8	ARN Racing	31.834	27	HubAuto Corsa	44.512	1	8	ARN Racing	1:41.449	1:42.003	0.554
2	88	Craft-Bamboo Racin	24.920	88	Craft-Bamboo Racir	31.981	888	Triple Eight Race Er	44.559	2	55	Craft-Bamboo Racing	1:41.549	1:42.105	0.556
3	27	HubAuto Corsa	24.931	888	Triple Eight Race Er	31.988	8	ARN Racing	44.588	3	88	Craft-Bamboo Racing	1:41.570	1:42.084	0.514
4	55	Craft-Bamboo Racir	24.944	55	Craft-Bamboo Racir	32.012	55	Craft-Bamboo Racir	44.593	4	12	Audi Sport Asia Team	1:41.621	1:42.085	0.464
5	61	ABSSA Motorsport	24.980	97	Solite Indigo Racing	32.050	12	Audi Sport Asia Tea	44.649	5	888	Triple Eight Race Eng	1:41.640	1:41.881	0.241
6	777	CarGuy Racing	24.986	912	Absolute Racing	32.054	61	ABSSA Motorsport	44.660	6	27	HubAuto Corsa	1:41.669	1:41.949	0.280
7	13	Audi Sport Asia Tea	24.997	12	Audi Sport Asia Tea	32.145	88	Craft-Bamboo Racir	44.669	7	912	Absolute Racing	1:41.763	1:42.136	0.373
8	8	ARN Racing	25.027	27	HubAuto Corsa	32.226	912	Absolute Racing	44.674	8	97	Solite Indigo Racing	1:41.868	1:42.262	0.394
9	912	Absolute Racing	25.035	911	Absolute Racing	32.289	911	Absolute Racing	44.711	9	61	ABSSA Motorsport	1:41.990	1:42.106	0.116
10	911	Absolute Racing	25.040	13	Audi Sport Asia Tea	32.346	97	Solite Indigo Racing	44.749	10	911	Absolute Racing	1:42.040	1:42.159	0.119
11	666	Vincenzo Sospiri Ra	25.054	61	ABSSA Motorsport	32.350	83	X Works	44.774	11	83	X Works	1:42.286	1:42.689	0.403
12	97	Solite Indigo Racing	25.069	666	Vincenzo Sospiri Ra	32.377	999	Audi Sport Asia Tea	44.782	12	999	Audi Sport Asia Team	1:42.299	1:42.405	0.106
13	83	X Works	25.079	999	Audi Sport Asia Tea	32.385	666	Vincenzo Sospiri Ra	44.942	13	13	Audi Sport Asia Team	1:42.352	1:42.494	0.142
14	888	Triple Eight Race Er	25.093	83	X Works	32.433	75	T2 Motorsports	44.966	14	666	Vincenzo Sospiri Raci	1:42.373	1:42.627	0.254
15	75	T2 Motorsports	25.110	99	Craft-Bamboo Racir	32.470	13	Audi Sport Asia Tea	45.009	15	75	T2 Motorsports	1:42.629	1:42.781	0.152
16	999	Audi Sport Asia Tea	25.132	75	T2 Motorsports	32.553	918	Panther/AAS Motors	45.114	16	99	Craft-Bamboo Racing	1:42.827	1:43.031	0.204
17	51	AMAC Motorsport	25.149	51	AMAC Motorsport	32.581	777	CarGuy Racing	45.199	17	777	CarGuy Racing	1:42.982	1:43.384	0.402
18	99	Craft-Bamboo Racir	25.153	918	Panther/AAS Motors	32.708	99	Craft-Bamboo Racir	45.204	18	51	AMAC Motorsport	1:43.027	1:43.554	0.527
19	918	Panther/AAS Motors	25.302	60	LM corsa	32.779	51	AMAC Motorsport	45.297	19	918	Panther/AAS Motorsp	1:43.124	1:44.287	1.163
20	60	LM corsa	25.377	777	CarGuy Racing	32.797	60	LM corsa	45.342	20	60	LM corsa	1:43.498	1:43.670	0.172
21	128	Vattana Motorsport	25.713	390	Kizashi Koshido Sac	33.104	17	Anstone Racing	45.916	21	17	Anstone Racing	1:45.027	1:45.374	0.347
22	17	Anstone Racing	25.722	128	Vattana Motorsport	33.372	390	Kizashi Koshido Sac	46.124	22	390	Kizashi Koshido Sacc	1:45.038	1:45.980	0.942
23	390	Kizashi Koshido Sac	25.810	17	Anstone Racing	33.389	128	Vattana Motorsport	46.983	23	128	Vattana Motorsport	1:46.068	1:46.758	0.690
24	910	JRM	26.824	81	BMW Team Studie	35.210	81	BMW Team Studie	48.324	24	81	BMW Team Studie	1:50.473	1:50.590	0.117
25	81	BMW Team Studie	26.939	77	Craft-Bamboo Racir	35.346	77	Craft-Bamboo Racir	48.362	25	77	Craft-Bamboo Racing	1:50.842	1:51.359	0.517
26	111	Team iRace.Win	27.045	11	GTO Racing with TT	35.485	111	Team iRace.Win	48.420	26	11	GTO Racing with TTR	1:51.101	1:51.590	0.489
27	77	Craft-Bamboo Racir	27.134	19	Birth Racing Project	35.503	11	GTO Racing with TT	48.469	27	111	Team iRace.Win	1:51.105	1:51.279	0.174
28	11	GTO Racing with TT	27.147	111	Team iRace.Win	35.640	19	Birth Racing Project	48.561	28	19	Birth Racing Project	1:51.285	1:51.812	0.527
29	19	Birth Racing Project	27.221	910	JRM	35.666	199	Team iRace.Win	48.808	29	199	Team iRace.Win	1:51.911	1:52.782	0.871
30	199	Team iRace.Win	27.224	199	Team iRace.Win	35.879	82	BMW Team Studie	49.393	30	82	BMW Team Studie	1:52.826	1:53.621	0.795
31	82	BMW Team Studie	27.281	82	BMW Team Studie	36.152	910	JRM	56.952	31	910	JRM	1:59.442	2:10.574	11.132

Weather / Track : Cloudy / Dry

Fuji Speedway

Circuit Length = 4.563 km

Start: 15:47 Flag 16:47 End: 16:52

Results can be found at [www.tsl-timing.com](http://www.tsl-timing.com)

Printed - 16:55 Saturday, 06 July 2019

# Blancpain GT World Challenge Asia

## RACE 1 - BEST SPEEDS

POS	NO	NAME	VMAX	KPH
1	999	Audi Sport Asia Team TSRT		270.6
2	12	Audi Sport Asia Team Absolute Racing		270.0
3	666	Vincenzo Sospiri Racing		270.0
4	75	T2 Motorsports		270.0
5	777	CarGuy Racing		270.0
6	27	HubAuto Corsa		268.6
7	13	Audi Sport Asia Team Absolute Racing		268.6
8	911	Absolute Racing		267.9
9	83	X Works		267.9
10	17	Anstone Racing		267.9
11	888	Triple Eight Race Engineering Australia		267.3
12	60	LM corsa		266.6
13	88	Craft-Bamboo Racing		266.0
14	390	Kizashi Koshido Saccess Racing		266.0
15	128	Vattana Motorsport		266.0
16	61	ABSSA Motorsport		265.3
17	912	Absolute Racing		264.7
18	918	Panther/AAS Motorsport		264.7
19	97	Solite Indigo Racing		264.0
20	99	Craft-Bamboo Racing		264.0
21	8	ARN Racing		263.4
22	51	AMAC Motorsport		263.4
23	55	Craft-Bamboo Racing		262.1
24	111	Team iRace.Win		252.3
25	81	BMW Team Studie		251.7
26	19	Birth Racing Project		251.1
27	910	JRM		250.5
28	199	Team iRace.Win		250.0
29	77	Craft-Bamboo Racing		249.4
30	11	GTO Racing with TTR		249.4
31	82	BMW Team Studie		247.7

Weather / Track : Cloudy / Dry

Results can be found at [www.tsl-timing.com](http://www.tsl-timing.com)

Fuji Speedway  
Circuit Length = 4.563 km  
Start: 15:47 Flag 16:47 End: 16:52

Printed - 16:55 Saturday, 06 July 2019

# Blancpain GT World Challenge Asia

## RACE 1 - DRIVER STATISTICS

POS	NO	CL	PIC	TEAM / DRIVERS	CAR	LAPS	RACE TIME	%	BEST	ON	KPH
1	97	GT3S	1	Solite Indigo Racing (KOR)	Mercedes-AMG GT3	34	<b>1:00:05.329</b>				
				15		27:35.479	45.92	1:42.649	5	160.02	
				19		32:29.850	54.08	1:42.262	20	160.63	
2	12	GT3S	2	Audi Sport Asia Team Absolute Racing	Audi R8 LMS GT3 2019	34	<b>1:00:05.855</b>				
				15		27:37.586	45.97	1:42.653	7	160.02	
				19		32:28.269	54.03	1:42.085	24	160.91	
3	27	GT3S	3	HubAuto Corsa (TPE)	Ferrari 488 GT3	34	<b>1:00:06.726</b>				
				16		29:18.757	48.76	1:42.766	3	159.84	
				18		30:47.969	51.24	1:41.949	19	161.12	
4	911	GT3S	4	Absolute Racing (CHN)	Porsche 911 GT3 R	34	<b>1:00:16.989</b>				
				17		31:07.060	51.62	1:42.691	2	159.96	
				17		29:09.929	48.38	1:42.159	21	160.79	
5	999	GT3S	5	Audi Sport Asia Team TSRT (CHN)	Audi R8 LMS GT3 2019	34	<b>1:00:29.565</b>				
				15		27:38.423	45.69	1:42.405	5	160.41	
				19		32:51.142	54.31	1:43.102	29	159.32	
6	8	GT3PA	1	ARN Racing (JPN)	Porsche 911 GT3 R	34	<b>1:00:29.873</b>				
				16		29:32.704	48.84	1:42.892	6	159.65	
				18		30:57.169	51.16	1:42.003	20	161.04	
7	61	GT3PA	2	ABSSA Motorsport (JPN)	McLaren 720S GT3	34	<b>1:00:31.701</b>				
				15		27:57.460	46.19	1:43.287	7	159.04	
				19		32:34.241	53.81	1:42.106	19	160.87	
8	912	GT3S	6	Absolute Racing (CHN)	Porsche 911 GT3 R	34	<b>1:00:33.091</b>				
				15		27:59.855	46.24	1:43.718	7	158.37	
				19		32:33.236	53.76	1:42.136	19	160.83	
9	666	GT3PA	3	Vincenzo Sospiri Racing (ITA)	Lamborghini Huracán GT3 EVO	34	<b>1:00:49.720</b>				
				15		28:09.450	46.29	1:44.424	7	157.30	
				19		32:40.270	53.71	1:42.627	18	160.06	
10	75	GT3PA	4	T2 Motorsports (SGP)	Ferrari 488 GT3	34	<b>1:00:59.886</b>				
				15		28:16.173	46.34	1:44.292	5	157.50	
				19		32:43.713	53.66	1:42.781	19	159.82	
11	888	GT3PA	5	Triple Eight Race Engineering Australia	Mercedes-AMG GT3	34	<b>1:01:00.225</b>				
				14		26:44.440	43.83	1:45.884	10	155.13	
				20		34:15.785	56.17	1:41.881	18	161.23	
12	13	GT3PA	6	Audi Sport Asia Team Absolute Racing	Audi R8 LMS GT3 2019	34	<b>1:01:15.606</b>				
				15		28:33.217	46.61	1:45.867	4	155.16	
				19		32:42.389	53.39	1:42.494	19	160.27	
13	99	GT3S	7	Craft-Bamboo Racing (HKG)	Mercedes-AMG GT3	34	<b>1:01:18.021</b>				
				15		28:21.619	46.26	1:43.369	6	158.91	
				19		32:56.402	53.74	1:43.031	18	159.43	
14	51	GT3AM	1	AMAC Motorsport (AUS)	Lamborghini Huracan GT3 EVO	34	<b>1:01:49.580</b>				
				14		27:02.369	43.73	1:46.617	4	154.07	
				20		34:47.211	56.27	1:43.554	27	158.63	
15	777	GT3AM	2	CarGuy Racing (JPN)	Ferrari 488 GT3	34	<b>1:01:49.880</b>				
				15		28:52.391	46.70	1:45.027	9	156.40	
				19		32:57.489	53.30	1:43.384	23	158.89	
16	88	GT3PA	7	Craft-Bamboo Racing (HKG)	Mercedes-AMG GT3	33	<b>1:00:07.326</b>				
				14		27:37.957	45.96	1:45.717	12	155.38	
				19		32:29.369	54.04	1:42.084	23	160.91	
17	55	GT3PA	8	Craft-Bamboo Racing (HKG)	Mercedes-AMG GT3	33	<b>1:00:37.140</b>				
				14		28:08.800	46.43	1:50.162	5	149.11	
				19		32:28.340	53.57	1:42.105	18	160.88	
18	390	GT3AM	3	Kizashi Koshido Saccsess Racing (JPN)	Lamborghini Huracan GT3	33	<b>1:01:05.007</b>				
				14		27:13.357	44.57	1:46.268	13	154.57	
				19		33:51.650	55.43	1:45.980	33	154.99	
19	83	GT3PA	9	X Works (CHN)	Audi R8 LMS GT3	33	<b>1:01:05.351</b>				
				18		34:29.434	56.46	1:47.413	13	152.93	
				15		25:49.353	42.27	1:42.689	31	159.96	

Fuji Speedway

Circuit Length = 4.563 km

Start: 15:47 Flag 16:47 End: 16:52

Weather / Track : Cloudy / Dry



# Blancpain GT World Challenge Asia

## RACE 1 - DRIVER STATISTICS

POS	NO	CL	PIC	TEAM / DRIVERS	CAR	LAPS	RACE TIME	%	BEST	ON	KPH
20	60	GT3AM	4	LM corsa (JPN)	Porsche 911 GT3 R	32	<b>1:00:25.957</b>				
				Kei NAKANISHI (JPN)		14	27:41.834	45.83	1:44.538	12	157.13
				Shigekazu WAKISAKA (JPN)		18	31:24.248	51.97	1:43.670	32	158.45
21	77	GT4AM	1	Craft-Bamboo Racing (HKG)	Mercedes-AMG GT4	31	<b>1:00:06.888</b>				
				Jean-Marc MERLIN (FRA)		15	30:09.498	50.17	1:51.541	9	147.27
				David PUN (HKG)		16	29:57.390	49.83	1:51.359	18	147.51
22	81	GT4AM	2	BMW Team Studie (JPN)	BMW M4 GT4	31	<b>1:00:08.609</b>				
				Takayuki KINOSHITA (JPN)		16	32:04.208	53.32	1:50.590	3	148.53
				Sunako JUKUCHOU (JPN)		15	28:04.401	46.68	1:51.428	20	147.42
23	111	GT4AM	3	Team iRace.Win (TPE)	Mercedes-AMG GT4	31	<b>1:00:26.511</b>				
				Ringo CHONG (SGP)		15	30:15.959	50.07	1:51.279	8	147.61
				Setiawan SANTOSO (IDN)		16	30:10.552	49.93	1:52.237	18	146.35
24	199	GT4AM	4	Team iRace.Win (TPE)	Mercedes-AMG GT4	31	<b>1:01:21.427</b>				
				Keo CHANG (TPE)		14	28:40.178	46.73	1:52.782	12	145.65
				Joe CHI (TPE)		17	32:41.249	53.27	1:52.996	22	145.37
25	19	GT4AM	5	Birth Racing Project (JPN)	Mercedes-AMG GT4	31	<b>1:01:40.607</b>				
				Kouichi OKUMURA (JPN)		16	32:51.766	53.28	1:51.812	5	146.91
				Daisuke YAMAWAKI (JPN)		15	28:48.841	46.72	1:54.178	30	143.87
26	82	GT4AM	6	BMW Team Studie (JPN)	BMW M4 GT4	30	<b>1:00:26.226</b>				
				Shinsuke UMEDA (JPN)		14	29:00.158	47.99	1:53.621	7	144.57
				Masahiko IDA (JPN)		16	31:26.068	52.01	1:56.032	16	141.57
27	128	GT3AM	5	Vattana Motorsport (THA)	Lamborghini Huracan GT3 EVO	30	<b>1:00:56.679</b>				
				Chonsawat ASAVAHAME (THA)		13	26:17.207	43.13	1:46.758	3	153.86
				Akihiro ASAI (JPN)		17	31:08.125	51.09	1:48.201	22	151.81
28	17	GT3PA	10	Anstone Racing (CHN)	Mercedes-AMG GT3	15	<b>31:26.146</b>				
				Xu WEI (CHN)		15	28:15.853	89.91	1:45.374	9	155.89
				Naoki YOKOMIZO (JPN)		0	0.000	0.00		0	
29	11	GT4AM	7	GTO Racing with TTR (JPN)	Mercedes-AMG GT4	12	<b>27:12.787</b>				
				Brian LEE (TPE)		12	23:06.628	84.92	1:51.590	5	147.20
				Tony FONG (HKG)		0	0.000	0.00		0	
30	918	GT3PA	11	Panther/AAS Motorsport (CHN)	Porsche 911 GT3 R	3	<b>5:40.173</b>				
				Vutthikorn INTHRAPHUVASAK (THA)		3	5:37.953	99.35	1:44.287	2	157.51
				Alexandre IMPERATORI (CHE)		0	0.000	0.00		0	
31	910	GT3PA	12	JRM (CHN)	Porsche 911 GT3 R	2	<b>4:27.181</b>				
				Chao LI (CHN)		2	4:24.937	99.16	2:10.574	1	125.80
				Chris VAN DER DRIFT (NZL)		0	0.000	0.00		0	

Weather / Track : Cloudy / Dry

Fuji Speedway  
 Circuit Length = 4.563 km  
 Start: 15:47 Flag 16:47 End: 16:52

# Blancpain GT World Challenge Asia

## RACE 1 - PIT STOP ANALYSIS

<b>P1</b>	<b>97 GT3S</b>	<b>Solite Indigo Racing</b>	<b>Mercedes-AMG GT3</b>				
D1: Roelof BRUINS	Total Stint: 15 Laps - 27:35.479 (45.92%)		Best Lap: 1:42.649 On Lap 5 @ 160.02 kph				
D2: Manuel METZGER	Total Stint: 19 Laps - 32:29.850 (54.08%)		Best Lap: 1:42.262 On Lap 20 @ 160.63 kph				
STOP	IN TIME	DRIVER IN	STINT TIME	STOP TIME	TOTAL STOP TIME	OUT TIME	DRIVER OUT
1 -	16:13:45.815	Roelof BRUINS	26:05.108	1:30.371	1:30.371	16:15:16.186	Manuel METZGER
-	Finish	Manuel METZGER	32:29.850				
<b>P2</b>	<b>12 GT3S</b>	<b>Audi Sport Asia Team Absolute Racing</b>	<b>Audi R8 LMS GT3 2019</b>				
D1: Weiron TAN	Total Stint: 15 Laps - 27:37.586 (45.97%)		Best Lap: 1:42.653 On Lap 7 @ 160.02 kph				
D2: Martin RUMP	Total Stint: 19 Laps - 32:28.269 (54.03%)		Best Lap: 1:42.085 On Lap 24 @ 160.91 kph				
STOP	IN TIME	DRIVER IN	STINT TIME	STOP TIME	TOTAL STOP TIME	OUT TIME	DRIVER OUT
1 -	16:13:46.521	Weiron TAN	26:05.814	1:31.772	1:31.772	16:15:18.293	Martin RUMP
-	Finish	Martin RUMP	32:28.269				
<b>P3</b>	<b>27 GT3S</b>	<b>HubAuto Corsa</b>	<b>Ferrari 488 GT3</b>				
D1: Marco SEEFRIED	Total Stint: 16 Laps - 29:18.757 (48.76%)		Best Lap: 1:42.766 On Lap 3 @ 159.84 kph				
D2: Yuya SAKAMOTO	Total Stint: 18 Laps - 30:47.969 (51.24%)		Best Lap: 1:41.949 On Lap 19 @ 161.12 kph				
STOP	IN TIME	DRIVER IN	STINT TIME	STOP TIME	TOTAL STOP TIME	OUT TIME	DRIVER OUT
1 -	16:15:28.432	Marco SEEFRIED	27:47.725	1:31.032	1:31.032	16:16:59.464	Yuya SAKAMOTO
-	Finish	Yuya SAKAMOTO	30:47.969				
<b>P4</b>	<b>911 GT3S</b>	<b>Absolute Racing</b>	<b>Porsche 911 GT3 R</b>				
D1: Tanart SATHIENTHIRAKUL	Total Stint: 17 Laps - 31:07.060 (51.62%)		Best Lap: 1:42.691 On Lap 2 @ 159.96 kph				
D2: Philip HAMPRECHT	Total Stint: 17 Laps - 29:09.929 (48.38%)		Best Lap: 1:42.159 On Lap 21 @ 160.79 kph				
STOP	IN TIME	DRIVER IN	STINT TIME	STOP TIME	TOTAL STOP TIME	OUT TIME	DRIVER OUT
1 -	16:17:11.588	Tanart SATHIENTHIRAKI	29:30.881	1:36.179	1:36.179	16:18:47.767	Philip HAMPRECHT
-	Finish	Philip HAMPRECHT	29:09.929				
<b>P5</b>	<b>999 GT3S</b>	<b>Audi Sport Asia Team TSRT</b>	<b>Audi R8 LMS GT3 2019</b>				
D1: Weian CHEN	Total Stint: 15 Laps - 27:38.423 (45.69%)		Best Lap: 1:42.405 On Lap 5 @ 160.41 kph				
D2: Rahel FREY	Total Stint: 19 Laps - 32:51.142 (54.31%)		Best Lap: 1:43.102 On Lap 29 @ 159.32 kph				
STOP	IN TIME	DRIVER IN	STINT TIME	STOP TIME	TOTAL STOP TIME	OUT TIME	DRIVER OUT
1 -	16:13:47.412	Weian CHEN	26:06.705	1:31.718	1:31.718	16:15:19.130	Rahel FREY
-	Finish	Rahel FREY	32:51.142				
<b>P6</b>	<b>8 GT3PA</b>	<b>ARN Racing</b>	<b>Porsche 911 GT3 R</b>				
D1: Hiroaki NAGAI	Total Stint: 16 Laps - 29:32.704 (48.84%)		Best Lap: 1:42.892 On Lap 6 @ 159.65 kph				
D2: Yuta KAMIMURA	Total Stint: 18 Laps - 30:57.169 (51.16%)		Best Lap: 1:42.003 On Lap 20 @ 161.04 kph				
STOP	IN TIME	DRIVER IN	STINT TIME	STOP TIME	TOTAL STOP TIME	OUT TIME	DRIVER OUT
1 -	16:15:41.793	Hiroaki NAGAI	28:01.086	1:31.618	1:31.618	16:17:13.411	Yuta KAMIMURA
-	Finish	Yuta KAMIMURA	30:57.169				
<b>P7</b>	<b>61 GT3PA</b>	<b>ABSSA Motorsport</b>	<b>McLaren 720S GT3</b>				
D1: Piti BHIROMBHAKDI	Total Stint: 15 Laps - 27:57.460 (46.19%)		Best Lap: 1:43.287 On Lap 7 @ 159.04 kph				
D2: Keita SAWA	Total Stint: 19 Laps - 32:34.241 (53.81%)		Best Lap: 1:42.106 On Lap 19 @ 160.87 kph				
STOP	IN TIME	DRIVER IN	STINT TIME	STOP TIME	TOTAL STOP TIME	OUT TIME	DRIVER OUT
1 -	16:14:06.516	Piti BHIROMBHAKDI	26:25.809	1:31.651	1:31.651	16:15:38.167	Keita SAWA
-	Finish	Keita SAWA	32:34.241				
<b>P8</b>	<b>912 GT3S</b>	<b>Absolute Racing</b>	<b>Porsche 911 GT3 R</b>				
D1: Yuan BO	Total Stint: 15 Laps - 27:59.855 (46.24%)		Best Lap: 1:43.718 On Lap 7 @ 158.37 kph				
D2: Leo Ye HONGLI	Total Stint: 19 Laps - 32:33.236 (53.76%)		Best Lap: 1:42.136 On Lap 19 @ 160.83 kph				
STOP	IN TIME	DRIVER IN	STINT TIME	STOP TIME	TOTAL STOP TIME	OUT TIME	DRIVER OUT
1 -	16:14:09.830	Yuan BO	26:29.123	1:30.732	1:30.732	16:15:40.562	Leo Ye HONGLI
-	Finish	Leo Ye HONGLI	32:33.236				
<b>P9</b>	<b>666 GT3PA</b>	<b>Vincenzo Sospiri Racing</b>	<b>Lamborghini Huracán GT3 EVO</b>				
D1: Alex AU	Total Stint: 15 Laps - 28:09.450 (46.29%)		Best Lap: 1:44.424 On Lap 7 @ 157.30 kph				
D2: Frederik SCHANDORFF	Total Stint: 19 Laps - 32:40.270 (53.71%)		Best Lap: 1:42.627 On Lap 18 @ 160.06 kph				
STOP	IN TIME	DRIVER IN	STINT TIME	STOP TIME	TOTAL STOP TIME	OUT TIME	DRIVER OUT

Weather / Track : Cloudy / Dry

Fuji Speedway  
Circuit Length = 4.563 km  
Start: 15:47 Flag 16:47 End: 16:52

# Blancpain GT World Challenge Asia

## RACE 1 - PIT STOP ANALYSIS

1 - 16:14:18.388 Alex AU 26:37.681 1:31.769 1:31.769 16:15:50.157 Frederik SCHANDORFF  
 - Finish Frederik SCHANDORFF 32:40.270

<b>P10</b>	<b>75 GT3PA</b>	<b>T2 Motorsports</b>	<b>Ferrari 488 GT3</b>				
D1: David TJIPTOBIANTORO	Total Stint: 15 Laps - 28:16.173 (46.34%)		Best Lap: 1:44.292 On Lap 5 @ 157.50 kph				
D2: Rio HARYANTO	Total Stint: 19 Laps - 32:43.713 (53.66%)		Best Lap: 1:42.781 On Lap 19 @ 159.82 kph				
STOP	IN TIME	DRIVER IN	STINT TIME	STOP TIME	TOTAL STOP TIME	OUT TIME	DRIVER OUT

1 - 16:14:21.421 David TJIPTOBIANTORC 26:40.714 1:35.459 1:35.459 16:15:56.880 Rio HARYANTO  
 - Finish Rio HARYANTO 32:43.713

<b>P11</b>	<b>888 GT3PA</b>	<b>Triple Eight Race Engineering Australia</b>	<b>Mercedes-AMG GT3</b>				
D1: HH Prince Abdul Rahman IBR	Total Stint: 14 Laps - 26:44.440 (43.83%)		Best Lap: 1:45.884 On Lap 10 @ 155.13 kph				
D2: Jazeman JAAFAR	Total Stint: 20 Laps - 34:15.785 (56.17%)		Best Lap: 1:41.881 On Lap 18 @ 161.23 kph				
STOP	IN TIME	DRIVER IN	STINT TIME	STOP TIME	TOTAL STOP TIME	OUT TIME	DRIVER OUT

1 - 16:12:54.721 HH Prince Abdul Rahman 25:14.014 1:30.426 1:30.426 16:14:25.147 Jazeman JAAFAR  
 - Finish Jazeman JAAFAR 34:15.785

<b>P12</b>	<b>13 GT3PA</b>	<b>Audi Sport Asia Team Absolute Racing</b>	<b>Audi R8 LMS GT3 2019</b>				
D1: Jingzu SUN	Total Stint: 15 Laps - 28:33.217 (46.61%)		Best Lap: 1:45.867 On Lap 4 @ 155.16 kph				
D2: Congfu CHENG	Total Stint: 19 Laps - 32:42.389 (53.39%)		Best Lap: 1:42.494 On Lap 19 @ 160.27 kph				
STOP	IN TIME	DRIVER IN	STINT TIME	STOP TIME	TOTAL STOP TIME	OUT TIME	DRIVER OUT

1 - 16:14:42.169 Jingzu SUN 27:01.462 1:31.755 1:31.755 16:16:13.924 Congfu CHENG  
 - Finish Congfu CHENG 32:42.389

<b>P13</b>	<b>99 GT3S</b>	<b>Craft-Bamboo Racing</b>	<b>Mercedes-AMG GT3</b>				
D1: Christina NIELSEN	Total Stint: 15 Laps - 28:21.619 (46.26%)		Best Lap: 1:43.369 On Lap 6 @ 158.91 kph				
D2: Darryl O'YOUNG	Total Stint: 19 Laps - 32:56.402 (53.74%)		Best Lap: 1:43.031 On Lap 18 @ 159.43 kph				
STOP	IN TIME	DRIVER IN	STINT TIME	STOP TIME	TOTAL STOP TIME	OUT TIME	DRIVER OUT

1 - 16:14:30.350 Christina NIELSEN 26:49.643 1:31.976 1:31.976 16:16:02.326 Darryl O'YOUNG  
 - Finish Darryl O'YOUNG 32:56.402

<b>P14</b>	<b>51 GT3AM</b>	<b>AMAC Motorsport</b>	<b>Lamborghini Huracan GT3 EVO</b>				
D1: Andrew MACPHERSON	Total Stint: 14 Laps - 27:02.369 (43.73%)		Best Lap: 1:46.617 On Lap 4 @ 154.07 kph				
D2: William Ben PORTER	Total Stint: 20 Laps - 34:47.211 (56.27%)		Best Lap: 1:43.554 On Lap 27 @ 158.63 kph				
STOP	IN TIME	DRIVER IN	STINT TIME	STOP TIME	TOTAL STOP TIME	OUT TIME	DRIVER OUT

1 - 16:13:10.513 Andrew MACPHERSON 25:29.806 1:32.563 1:32.563 16:14:43.076 William Ben PORTER  
 - Finish William Ben PORTER 34:47.211

<b>P15</b>	<b>777 GT3AM</b>	<b>CarGuy Racing</b>	<b>Ferrari 488 GT3</b>				
D1: Yusuke YAMASAKI	Total Stint: 15 Laps - 28:52.391 (46.7%)		Best Lap: 1:45.027 On Lap 9 @ 156.40 kph				
D2: Takeshi KIMURA	Total Stint: 19 Laps - 32:57.489 (53.3%)		Best Lap: 1:43.384 On Lap 23 @ 158.89 kph				
STOP	IN TIME	DRIVER IN	STINT TIME	STOP TIME	TOTAL STOP TIME	OUT TIME	DRIVER OUT

1 - 16:14:55.160 Yusuke YAMASAKI 27:14.453 1:37.938 1:37.938 16:16:33.098 Takeshi KIMURA  
 - Finish Takeshi KIMURA 32:57.489

<b>P16</b>	<b>88 GT3PA</b>	<b>Craft-Bamboo Racing</b>	<b>Mercedes-AMG GT3</b>				
D1: Jeffrey LEE	Total Stint: 14 Laps - 27:37.957 (45.96%)		Best Lap: 1:45.717 On Lap 12 @ 155.38 kph				
D2: Alessio PICARIELLO	Total Stint: 19 Laps - 32:29.369 (54.04%)		Best Lap: 1:42.084 On Lap 23 @ 160.91 kph				
STOP	IN TIME	DRIVER IN	STINT TIME	STOP TIME	TOTAL STOP TIME	OUT TIME	DRIVER OUT

1 - 16:13:31.837 Jeffrey LEE 25:51.130 1:46.827 1:46.827 16:15:18.664 Alessio PICARIELLO  
 - Finish Alessio PICARIELLO 32:29.369

<b>P17</b>	<b>55 GT3PA</b>	<b>Craft-Bamboo Racing</b>	<b>Mercedes-AMG GT3</b>				
D1: Daniel AU	Total Stint: 14 Laps - 28:08.800 (46.43%)		Best Lap: 1:50.162 On Lap 5 @ 149.11 kph				
D2: Melvin MOH	Total Stint: 19 Laps - 32:28.340 (53.57%)		Best Lap: 1:42.105 On Lap 18 @ 160.88 kph				
STOP	IN TIME	DRIVER IN	STINT TIME	STOP TIME	TOTAL STOP TIME	OUT TIME	DRIVER OUT

1 - 16:14:17.827 Daniel AU 26:37.120 1:31.680 1:31.680 16:15:49.507 Melvin MOH  
 - Finish Melvin MOH 32:28.340

Weather / Track : Cloudy / Dry

Fuji Speedway

Circuit Length = 4.563 km

Start: 15:47 Flag 16:47 End: 16:52

# Blancpain GT World Challenge Asia

## RACE 1 - PIT STOP ANALYSIS

<b>P18 390 GT3AM</b>	<b>Kizashi Koshido Success Racing</b>	<b>Lamborghini Huracan GT3</b>
D1: Tamotsu KONDO	Total Stint: 14 Laps - 27:13.357 (44.57%)	Best Lap: 1:46.268 On Lap 13 @ 154.57 kph
D2: Motoharu SATO	Total Stint: 19 Laps - 33:51.650 (55.43%)	Best Lap: 1:45.980 On Lap 33 @ 154.99 kph

STOP	IN TIME	DRIVER IN	STINT TIME	STOP TIME	TOTAL STOP TIME	OUT TIME	DRIVER OUT
1 -	16:13:14.619	Tamotsu KONDO	25:33.912	1:39.445	1:39.445	16:14:54.064	Motoharu SATO
-	Finish	Motoharu SATO	33:51.650				

<b>P19 83 GT3PA</b>	<b>X Works</b>	<b>Audi R8 LMS GT3</b>
D1: Philip TANG	Total Stint: 18 Laps - 34:29.434 (56.46%)	Best Lap: 1:47.413 On Lap 13 @ 152.93 kph
D2: Shaun THONG	Total Stint: 15 Laps - 25:49.353 (42.27%)	Best Lap: 1:42.689 On Lap 31 @ 159.96 kph

STOP	IN TIME	DRIVER IN	STINT TIME	STOP TIME	TOTAL STOP TIME	OUT TIME	DRIVER OUT
1 -	16:20:45.285	Philip TANG	33:04.578	1:24.856	1:24.856	16:22:10.141	Shaun THONG
2 -	16:30:51.174	Shaun THONG	8:41.033	46.564	2:11.420	16:31:37.738	Shaun THONG
-	Finish	Shaun THONG	17:08.320				

<b>P20 60 GT3AM</b>	<b>LM corsa</b>	<b>Porsche 911 GT3 R</b>
D1: Kei NAKANISHI	Total Stint: 14 Laps - 27:41.834 (45.83%)	Best Lap: 1:44.538 On Lap 12 @ 157.13 kph
D2: Shigekazu WAKISAKA	Total Stint: 18 Laps - 31:24.248 (51.97%)	Best Lap: 1:43.670 On Lap 32 @ 158.45 kph

STOP	IN TIME	DRIVER IN	STINT TIME	STOP TIME	TOTAL STOP TIME	OUT TIME	DRIVER OUT
1 -	16:11:55.506	Kei NAKANISHI	24:14.799	1:19.875	1:19.875	16:13:15.381	Kei NAKANISHI
2 -	16:15:09.254	Kei NAKANISHI	1:53.873	1:33.162	2:53.037	16:16:42.416	Shigekazu WAKISAKA
-	Finish	Shigekazu WAKISAKA	31:24.248				

<b>P21 77 GT4AM</b>	<b>Craft-Bamboo Racing</b>	<b>Mercedes-AMG GT4</b>
D1: Jean-Marc MERLIN	Total Stint: 15 Laps - 30:09.498 (50.17%)	Best Lap: 1:51.541 On Lap 9 @ 147.27 kph
D2: David PUN	Total Stint: 16 Laps - 29:57.390 (49.83%)	Best Lap: 1:51.359 On Lap 18 @ 147.51 kph

STOP	IN TIME	DRIVER IN	STINT TIME	STOP TIME	TOTAL STOP TIME	OUT TIME	DRIVER OUT
1 -	16:16:13.433	Jean-Marc MERLIN	28:32.726	1:36.772	1:36.772	16:17:50.205	David PUN
-	Finish	David PUN	29:57.390				

<b>P22 81 GT4AM</b>	<b>BMW Team Studie</b>	<b>BMW M4 GT4</b>
D1: Takayuki KINOSHITA	Total Stint: 16 Laps - 32:04.208 (53.32%)	Best Lap: 1:50.590 On Lap 3 @ 148.53 kph
D2: Sunako JUKUCHOU	Total Stint: 15 Laps - 28:04.401 (46.68%)	Best Lap: 1:51.428 On Lap 20 @ 147.42 kph

STOP	IN TIME	DRIVER IN	STINT TIME	STOP TIME	TOTAL STOP TIME	OUT TIME	DRIVER OUT
1 -	16:17:58.241	Takayuki KINOSHITA	30:17.534	1:46.674	1:46.674	16:19:44.915	Sunako JUKUCHOU
-	Finish	Sunako JUKUCHOU	28:04.401				

<b>P23 111 GT4AM</b>	<b>Team iRace.Win</b>	<b>Mercedes-AMG GT4</b>
D1: Ringo CHONG	Total Stint: 15 Laps - 30:15.959 (50.07%)	Best Lap: 1:51.279 On Lap 8 @ 147.61 kph
D2: Setiawan SANTOSO	Total Stint: 16 Laps - 30:10.552 (49.93%)	Best Lap: 1:52.237 On Lap 18 @ 146.35 kph

STOP	IN TIME	DRIVER IN	STINT TIME	STOP TIME	TOTAL STOP TIME	OUT TIME	DRIVER OUT
1 -	16:16:23.547	Ringo CHONG	28:42.840	1:33.119	1:33.119	16:17:56.666	Setiawan SANTOSO
-	Finish	Setiawan SANTOSO	30:10.552				

<b>P24 199 GT4AM</b>	<b>Team iRace.Win</b>	<b>Mercedes-AMG GT4</b>
D1: Keo CHANG	Total Stint: 14 Laps - 28:40.178 (46.73%)	Best Lap: 1:52.782 On Lap 12 @ 146.65 kph
D2: Joe CHI	Total Stint: 17 Laps - 32:41.249 (53.27%)	Best Lap: 1:52.996 On Lap 22 @ 145.37 kph

STOP	IN TIME	DRIVER IN	STINT TIME	STOP TIME	TOTAL STOP TIME	OUT TIME	DRIVER OUT
1 -	16:14:48.708	Keo CHANG	27:08.001	1:32.177	1:32.177	16:16:20.885	Joe CHI
-	Finish	Joe CHI	32:41.249				

<b>P25 19 GT4AM</b>	<b>Birth Racing Project</b>	<b>Mercedes-AMG GT4</b>
D1: Kouichi OKUMURA	Total Stint: 16 Laps - 32:51.766 (53.28%)	Best Lap: 1:51.812 On Lap 5 @ 146.91 kph
D2: Daisuke YAMAWAKI	Total Stint: 15 Laps - 28:48.841 (46.72%)	Best Lap: 1:54.178 On Lap 30 @ 143.87 kph

STOP	IN TIME	DRIVER IN	STINT TIME	STOP TIME	TOTAL STOP TIME	OUT TIME	DRIVER OUT
1 -	16:18:16.099	Kouichi OKUMURA	30:35.392	2:16.374	2:16.374	16:20:32.473	Daisuke YAMAWAKI
-	Finish	Daisuke YAMAWAKI	28:48.841				

# Blancpain GT World Challenge Asia

## RACE 1 - PIT STOP ANALYSIS

<b>P26</b>	<b>82 GT4AM</b>	<b>BMW Team Studie</b>	<b>BMW M4 GT4</b>				
D1: Shinsuke UMEDA	Total Stint: 14 Laps - 29:00.158 (47.99%)		Best Lap: 1:53.621 On Lap 7 @ 144.57 kph				
D2: Masahiko IDA	Total Stint: 16 Laps - 31:26.068 (52.01%)		Best Lap: 1:56.032 On Lap 16 @ 141.57 kph				

STOP	IN TIME	DRIVER IN	STINT TIME	STOP TIME	TOTAL STOP TIME	OUT TIME	DRIVER OUT
1 -	16:15:00.727	Shinsuke UMEDA	27:20.020	1:40.138	1:40.138	16:16:40.865	Masahiko IDA
-	Finish	Masahiko IDA	31:26.068				

<b>P27</b>	<b>128 GT3AM</b>	<b>Vattana Motorsport</b>	<b>Lamborghini Huracan GT3 EVO</b>				
D1: Chonsawat ASAVAHAME	Total Stint: 13 Laps - 26:17.207 (43.13%)		Best Lap: 1:46.758 On Lap 3 @ 153.86 kph				
D2: Akihiro ASAI	Total Stint: 17 Laps - 31:08.125 (51.09%)		Best Lap: 1:48.201 On Lap 22 @ 151.81 kph				

STOP	IN TIME	DRIVER IN	STINT TIME	STOP TIME	TOTAL STOP TIME	OUT TIME	DRIVER OUT
1 -	15:55:20.936	Chonsawat ASAVAHAME	7:40.229	2:26.680	2:26.680	15:57:47.616	Chonsawat ASAVAHAME
2 -	16:14:29.779	Chonsawat ASAVAHAME	16:42.163	1:54.815	4:21.495	16:16:24.594	Akihiro ASAI
3 -	16:42:04.375	Akihiro ASAI	25:39.781	1:04.667	5:26.162	16:43:09.042	Akihiro ASAI
-	Finish	Akihiro ASAI	5:28.344				

<b>P28</b>	<b>17 GT3PA</b>	<b>Anstone Racing</b>	<b>Mercedes-AMG GT3</b>				
D1: Xu WEI	Total Stint: 15 Laps - 28:15.853 (89.91%)		Best Lap: 1:45.374 On Lap 9 @ 155.89 kph				
D2: Naoki YOKOMIZO	Total Stint: 0 Laps						

STOP	IN TIME	DRIVER IN	STINT TIME	STOP TIME	TOTAL STOP TIME	OUT TIME	DRIVER OUT
1 -	16:01:24.592	Xu WEI	13:43.885	29.204	29.204	16:01:53.796	Xu WEI
2 -	16:09:01.109	Xu WEI	7:07.313	47.156	1:16.360	16:09:48.265	Xu WEI
3 -	16:11:38.306	Xu WEI	1:50.041	1:22.041	2:38.401	16:13:00.347	Xu WEI
4 -	16:16:37.469	Xu WEI	3:37.122	29.339	3:07.740	16:17:06.808	Xu WEI
5 -	16:19:04.300	Xu WEI					

<b>P29</b>	<b>11 GT4AM</b>	<b>GTO Racing with TTR</b>	<b>Mercedes-AMG GT4</b>				
D1: Brian LEE	Total Stint: 12 Laps - 23:06.628 (84.92%)		Best Lap: 1:51.590 On Lap 5 @ 147.20 kph				
D2: Tony FONG	Total Stint: 0 Laps						

STOP	IN TIME	DRIVER IN	STINT TIME	STOP TIME	TOTAL STOP TIME	OUT TIME	DRIVER OUT
1 -	15:49:56.380	Brian LEE	2:15.673	3:34.072	3:34.072	15:53:30.452	Brian LEE
2 -	15:55:25.981	Brian LEE	1:55.529	29.496	4:03.568	15:55:55.477	Brian LEE
3 -	16:14:50.903	Brian LEE					

<b>P30</b>	<b>918 GT3PA</b>	<b>Panther/AAS Motorsport</b>	<b>Porsche 911 GT3 R</b>				
D1: Vutthikorn INTHRAPHUVASA	Total Stint: 3 Laps - 5:37.953 (99.35%)		Best Lap: 1:44.287 On Lap 2 @ 157.51 kph				
D2: Alexandre IMPERATORI	Total Stint: 0 Laps						

STOP	IN TIME	DRIVER IN	STINT TIME	STOP TIME	TOTAL STOP TIME	OUT TIME	DRIVER OUT
1 -	15:53:18.660	Vutthikorn INTHRAPHUV.					

<b>P31</b>	<b>910 GT3PA</b>	<b>JRM</b>	<b>Porsche 911 GT3 R</b>				
D1: Chao LI	Total Stint: 2 Laps - 4:24.937 (99.16%)		Best Lap: 2:10.574 On Lap 1 @ 125.80 kph				
D2: Chris VAN DER DRIFT	Total Stint: 0 Laps						

STOP	IN TIME	DRIVER IN	STINT TIME	STOP TIME	TOTAL STOP TIME	OUT TIME	DRIVER OUT
1 -	15:52:05.644	Chao LI					

# Blancpain GT World Challenge Asia

## RACE 1 - STATISTICS

<b>Competitors Started</b>	31
<b>Planned Start</b>	2019-07-06 @ 15:45:00.000
<b>Actual Start</b>	2019-07-06 @ 15:47:40.706
<b>Finish Time</b>	2019-07-06 @ 16:47:45.688
<b>Track Length</b>	4.563km
<b>Total Laps</b>	921
<b>Total Distance Covered</b>	4202.523km

### Session Fastest Lap History

NO	CL	NAME	LAP TIME	TIME OF DAY	LAP	VEHICLE
97	GT3S	<b>Solite Indigo Racing</b> <i>R. BRUINS</i>	<b>1:53.583</b>	15:49:34.287	1	Mercedes-AMG GT3
97	GT3S	<b>Solite Indigo Racing</b> <i>R. BRUINS</i>	<b>1:42.734</b>	15:51:17.022	2	Mercedes-AMG GT3
911	GT3S	<b>Absolute Racing</b> <i>T. SATHIENTHIRAKUL</i>	<b>1:42.691</b>	15:51:17.299	2	Porsche 911 GT3 R
97	GT3S	<b>Solite Indigo Racing</b> <i>R. BRUINS</i>	<b>1:42.649</b>	15:56:26.546	5	Mercedes-AMG GT3
999	GT3S	<b>Audi Sport Asia Team TSRT</b> <i>W. CHEN</i>	<b>1:42.405</b>	15:56:31.871	5	Audi R8 LMS GT3 2019
12	GT3S	<b>Audi Sport Asia Team Absolute Racing</b> <i>M. RUMP</i>	<b>1:42.239</b>	16:20:26.663	18	Audi R8 LMS GT3 2019
88	GT3PA	<b>Craft-Bamboo Racing</b> <i>A. PICARIELLO</i>	<b>1:42.223</b>	16:20:27.122	17	Mercedes-AMG GT3
55	GT3PA	<b>Craft-Bamboo Racing</b> <i>M. MOH</i>	<b>1:42.199</b>	16:20:55.789	17	Mercedes-AMG GT3
888	GT3PA	<b>Triple Eight Race Engineering Australia</b> <i>J. JAAFAR</i>	<b>1:41.881</b>	16:21:13.791	18	Mercedes-AMG GT3

### Session Leader History

NO	CL	NAME	FROM LAP	LAPS LED	DISTANCE	VEHICLE
97	GT3S	<b>Solite Indigo Racing</b> <i>R. BRUINS</i>	1	14	63.88 km	Mercedes-AMG GT3
911	GT3S	<b>Absolute Racing</b> <i>T. SATHIENTHIRAKUL</i>	15	3	13.68 km	Porsche 911 GT3 R
97	GT3S	<b>Solite Indigo Racing</b> <i>M. METZGER</i>	18	17	77.57 km	Mercedes-AMG GT3

### Flag History

TYPE	TIME OF DAY
GREEN	15:47:40.706
FINISH	16:47:45.688

### Flag Statistics

TYPE	COUNT	TOTAL LAPS	TOTAL TIME
Green	1	34	1:04:48.880
Red	0	0	0.000
Safety Car	0	0	0.000
FCY	0	0	0.000

Weather / Track : Cloudy / Dry

These results are provisional until the conclusion of any judicial and technical matters.

Results can be found at [www.tsl-timing.com](http://www.tsl-timing.com)

Page 1 of 5

Fuji Speedway

Circuit Length = 4.563 km

Start: 15:47 Flag 16:47 End: 16:52

Printed - 17:00 Saturday, 06 July 2019

# Blancpain GT World Challenge Asia

## RACE 1 - STATISTICS

CLASS : GT3S

7 Starters

### Fastest Lap History

NO	NAME	LAP TIME	TIME OF DAY	LAP	VEHICLE
97	<b>Solite Indigo Racing</b> <i>R. BRUINS</i>	<b>1:53.583</b>	15:49:34.287	1	Mercedes-AMG GT3
97	<b>Solite Indigo Racing</b> <i>R. BRUINS</i>	<b>1:42.734</b>	15:51:17.022	2	Mercedes-AMG GT3
911	<b>Absolute Racing</b> <i>T. SATHIENTHIRAKUL</i>	<b>1:42.691</b>	15:51:17.299	2	Porsche 911 GT3 R
97	<b>Solite Indigo Racing</b> <i>R. BRUINS</i>	<b>1:42.649</b>	15:56:26.546	5	Mercedes-AMG GT3
999	<b>Audi Sport Asia Team TSRT</b> <i>W. CHEN</i>	<b>1:42.405</b>	15:56:31.871	5	Audi R8 LMS GT3 2019
12	<b>Audi Sport Asia Team Absolute Racing</b> <i>M. RUMP</i>	<b>1:42.239</b>	16:20:26.663	18	Audi R8 LMS GT3 2019
27	<b>HubAuto Corsa</b> <i>Y. SAKAMOTO</i>	<b>1:41.949</b>	16:22:08.136	19	Ferrari 488 GT3

### Leader History

NO	NAME	FROM LAP	LAPS LED	DISTANCE	VEHICLE
97	<b>Solite Indigo Racing</b> <i>R. BRUINS</i>	1	14	63.88 km	Mercedes-AMG GT3
911	<b>Absolute Racing</b> <i>T. SATHIENTHIRAKUL</i>	15	3	13.68 km	Porsche 911 GT3 R
97	<b>Solite Indigo Racing</b> <i>M. METZGER</i>	18	17	77.57 km	Mercedes-AMG GT3

Weather / Track : Cloudy / Dry

These results are provisional until the conclusion of any judicial and technical matters.

Results can be found at [www.tsl-timing.com](http://www.tsl-timing.com)

Page 2 of 5

Fuji Speedway

Circuit Length = 4.563 km

Start: 15:47 Flag 16:47 End: 16:52

Printed - 17:00 Saturday, 06 July 2019

# Blancpain GT World Challenge Asia

## RACE 1 - STATISTICS

CLASS : GT3PA

12 Starters

### Fastest Lap History

NO	NAME	LAP TIME	TIME OF DAY	LAP	VEHICLE
8	<b>ARN Racing</b> <i>H. NAGAI</i>	<b>1:57.201</b>	15:49:37.904	1	Porsche 911 GT3 R
8	<b>ARN Racing</b> <i>H. NAGAI</i>	<b>1:43.694</b>	15:51:21.598	2	Porsche 911 GT3 R
8	<b>ARN Racing</b> <i>H. NAGAI</i>	<b>1:43.287</b>	15:53:04.887	3	Porsche 911 GT3 R
8	<b>ARN Racing</b> <i>H. NAGAI</i>	<b>1:43.026</b>	15:56:33.454	5	Porsche 911 GT3 R
8	<b>ARN Racing</b> <i>H. NAGAI</i>	<b>1:42.892</b>	15:58:16.346	6	Porsche 911 GT3 R
888	<b>Triple Eight Race Engineering Australia</b> <i>J. JAAFAR</i>	<b>1:42.476</b>	16:17:49.428	16	Mercedes-AMG GT3
55	<b>Craft-Bamboo Racing</b> <i>M. MOH</i>	<b>1:42.412</b>	16:19:13.590	16	Mercedes-AMG GT3
88	<b>Craft-Bamboo Racing</b> <i>A. PICARIELLO</i>	<b>1:42.223</b>	16:20:27.122	17	Mercedes-AMG GT3
55	<b>Craft-Bamboo Racing</b> <i>M. MOH</i>	<b>1:42.199</b>	16:20:55.789	17	Mercedes-AMG GT3
888	<b>Triple Eight Race Engineering Australia</b> <i>J. JAAFAR</i>	<b>1:41.881</b>	16:21:13.791	18	Mercedes-AMG GT3

### Leader History

NO	NAME	FROM LAP	LAPS LED	DISTANCE	VEHICLE
8	<b>ARN Racing</b> <i>H. NAGAI</i>	1	16	73.00 km	Porsche 911 GT3 R
83	<b>X Works</b> <i>P. TANG</i>	17	1	4.56 km	Audi R8 LMS GT3
8	<b>ARN Racing</b> <i>Y. KAMIMURA</i>	18	17	77.57 km	Porsche 911 GT3 R

Weather / Track : Cloudy / Dry

These results are provisional until the conclusion of any judicial and technical matters.

Results can be found at [www.tsl-timing.com](http://www.tsl-timing.com)

Page 3 of 5

Fuji Speedway

Circuit Length = 4.563 km

Start: 15:47 Flag 16:47 End: 16:52

Printed - 17:00 Saturday, 06 July 2019



# Blancpain GT World Challenge Asia

## RACE 1 - STATISTICS

CLASS : GT3AM

5 Starters

### Fastest Lap History

NO	NAME	LAP TIME	TIME OF DAY	LAP	VEHICLE
51	<b>AMAC Motorsport</b> <i>A. MACPHERSON</i>	<b>2:04.371</b>	15:49:45.078	1	Lamborghini Huracan GT3 EVO
51	<b>AMAC Motorsport</b> <i>A. MACPHERSON</i>	<b>1:47.963</b>	15:51:33.032	2	Lamborghini Huracan GT3 EVO
128	<b>Vattana Motorsport</b> <i>C. ASAVAHAME</i>	<b>1:47.412</b>	15:51:34.485	2	Lamborghini Huracan GT3 EVO
60	<b>LM corsa</b> <i>K. NAKANISHI</i>	<b>1:47.343</b>	15:51:35.173	2	Porsche 911 GT3 R
128	<b>Vattana Motorsport</b> <i>C. ASAVAHAME</i>	<b>1:46.758</b>	15:53:21.244	3	Lamborghini Huracan GT3 EVO
60	<b>LM corsa</b> <i>K. NAKANISHI</i>	<b>1:46.371</b>	15:53:21.544	3	Porsche 911 GT3 R
60	<b>LM corsa</b> <i>K. NAKANISHI</i>	<b>1:45.846</b>	15:57:07.880	5	Porsche 911 GT3 R
60	<b>LM corsa</b> <i>K. NAKANISHI</i>	<b>1:45.045</b>	16:00:39.930	7	Porsche 911 GT3 R
777	<b>CarGuy Racing</b> <i>Y. YAMASAKI</i>	<b>1:45.027</b>	16:04:17.487	9	Ferrari 488 GT3
60	<b>LM corsa</b> <i>K. NAKANISHI</i>	<b>1:44.694</b>	16:05:55.010	10	Porsche 911 GT3 R
60	<b>LM corsa</b> <i>K. NAKANISHI</i>	<b>1:44.538</b>	16:09:25.859	12	Porsche 911 GT3 R
51	<b>AMAC Motorsport</b> <i>W. PORTER</i>	<b>1:43.772</b>	16:21:42.136	18	Lamborghini Huracan GT3 EVO
777	<b>CarGuy Racing</b> <i>T. KIMURA</i>	<b>1:43.528</b>	16:23:27.978	19	Ferrari 488 GT3
777	<b>CarGuy Racing</b> <i>T. KIMURA</i>	<b>1:43.384</b>	16:30:23.625	23	Ferrari 488 GT3

### Leader History

NO	NAME	FROM LAP	LAPS LED	DISTANCE	VEHICLE
51	<b>AMAC Motorsport</b> <i>A. MACPHERSON</i>	1	10	45.63 km	Lamborghini Huracan GT3 EVO
60	<b>LM corsa</b> <i>K. NAKANISHI</i>	11	2	9.12 km	Porsche 911 GT3 R
51	<b>AMAC Motorsport</b> <i>A. MACPHERSON</i>	13	1	4.56 km	Lamborghini Huracan GT3 EVO
777	<b>CarGuy Racing</b> <i>Y. YAMASAKI</i>	14	2	9.12 km	Ferrari 488 GT3
51	<b>AMAC Motorsport</b> <i>W. PORTER</i>	16	19	86.69 km	Lamborghini Huracan GT3 EVO

Weather / Track : Cloudy / Dry

These results are provisional until the conclusion of any judicial and technical matters.

Results can be found at [www.tsl-timing.com](http://www.tsl-timing.com)

Page 4 of 5

Fuji Speedway

Circuit Length = 4.563 km

Start: 15:47 Flag 16:47 End: 16:52

Printed - 17:00 Saturday, 06 July 2019

# Blancpain GT World Challenge Asia

## RACE 1 - STATISTICS

CLASS : GT4AM

7 Starters

### Fastest Lap History

NO	NAME	LAP TIME	TIME OF DAY	LAP	VEHICLE
81	<b>BMW Team Studie</b> <i>T. KINOSHITA</i>	<b>2:08.411</b>	15:49:49.119	1	BMW M4 GT4
81	<b>BMW Team Studie</b> <i>T. KINOSHITA</i>	<b>1:53.443</b>	15:51:42.557	2	BMW M4 GT4
77	<b>Craft-Bamboo Racing</b> <i>J. MERLIN</i>	<b>1:53.053</b>	15:51:45.114	2	Mercedes-AMG GT4
81	<b>BMW Team Studie</b> <i>T. KINOSHITA</i>	<b>1:50.590</b>	15:53:33.147	3	BMW M4 GT4

### Leader History

NO	NAME	FROM LAP	LAPS LED	DISTANCE	VEHICLE
81	<b>BMW Team Studie</b> <i>T. KINOSHITA</i>	1	16	73.00 km	BMW M4 GT4
77	<b>Craft-Bamboo Racing</b> <i>D. PUN</i>	17	15	68.44 km	Mercedes-AMG GT4

Weather / Track : Cloudy / Dry

These results are provisional until the conclusion of any judicial and technical matters.

Results can be found at [www.tsl-timing.com](http://www.tsl-timing.com)

Page 5 of 5

Fuji Speedway

Circuit Length = 4.563 km

Start: 15:47 Flag 16:47 End: 16:52

Printed - 17:00 Saturday, 06 July 2019